



US00D448899B1

(12) **United States Design Patent**
Paterson et al.

(10) **Patent No.:** **US D448,899 S**

(45) **Date of Patent:** **** Oct. 2, 2001**

(54) **CONTAINMENT MEMBER FOR FLOOR CARE APPARATUS**

(75) Inventors: **Chris M. Paterson**, Long Beach, MS (US); **Shane P. Cohen**, Metairie, LA (US); **Jirawat Jeamvigite**, Atlanta, GA (US)

(73) Assignee: **Oreck Holdings, LLC**, Cheyenne, WY (US)

(**) Term: **14 Years**

(21) Appl. No.: **29/130,259**

(22) Filed: **Sep. 29, 2000**

(51) **LOC (7) Cl.** **15-05**

(52) **U.S. Cl.** **D32/31**

(58) **Field of Search** D32/30-31, 25, D32/21-22; 15/347, 350, 351, 352, DIG. 8

(56) **References Cited**

U.S. PATENT DOCUMENTS

- D. 292,335 * 10/1987 Wareham et al. D32/22
- D. 313,681 * 1/1991 McKnight D32/22
- D. 338,295 * 8/1993 Kieft D32/31
- D. 343,033 * 1/1994 Shoji D32/22
- D. 343,264 * 1/1994 Hoshino D32/31

- D. 346,052 * 4/1994 Saunders et al. D32/22
- D. 354,379 * 1/1995 Shinozaki D32/22
- D. 376,878 * 12/1996 Essex D32/31
- D. 379,254 * 5/1997 Roberts et al. D32/31
- D. 429,041 * 8/2000 Medema et al. D32/22
- 5,390,392 * 2/1995 Thomas et al. 15/339

* cited by examiner

Primary Examiner—Ruth McInroy

(74) *Attorney, Agent, or Firm*—Dorsey & Whitney LLP

(57) **CLAIM**

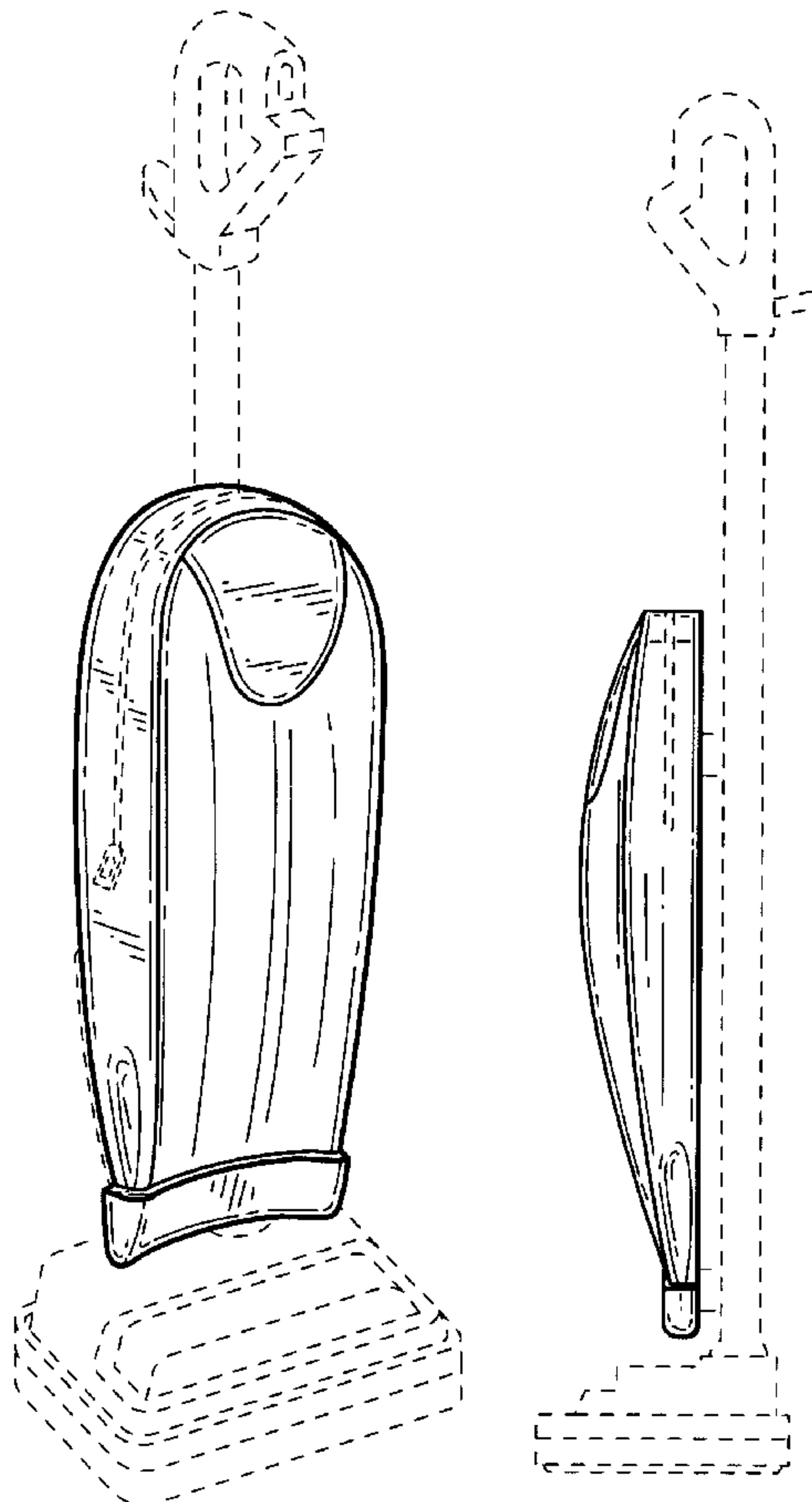
The ornamental design for a containment member for floor care apparatus, as shown and described.

DESCRIPTION

FIG. 1 is a front isometric view of a containment member for floor care apparatus showing our new design; FIG. 2 is a front elevational view thereof; FIG. 3 is a rear elevational view thereof; FIG. 4 is a right side elevational view thereof; and, FIG. 5 is a top plan view thereof.

Portions of the accompanying drawings that appear in phantom lines are provided to illustrate an environment of the invention and do not form part of the invention as claimed.

1 Claim, 3 Drawing Sheets



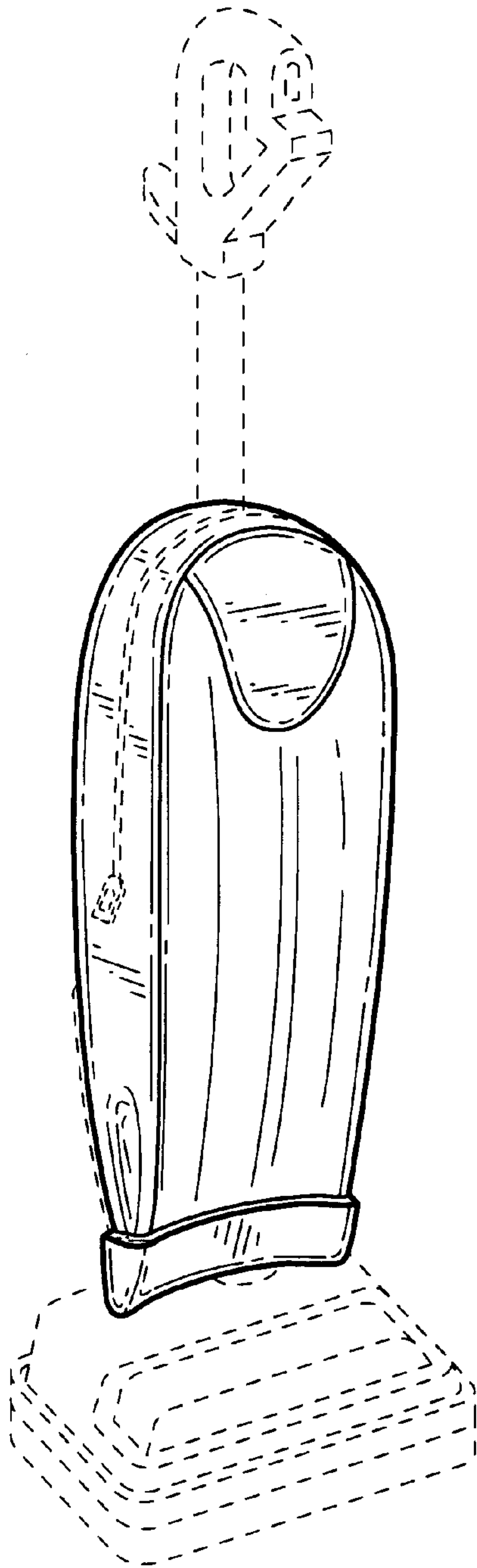


FIG. 1

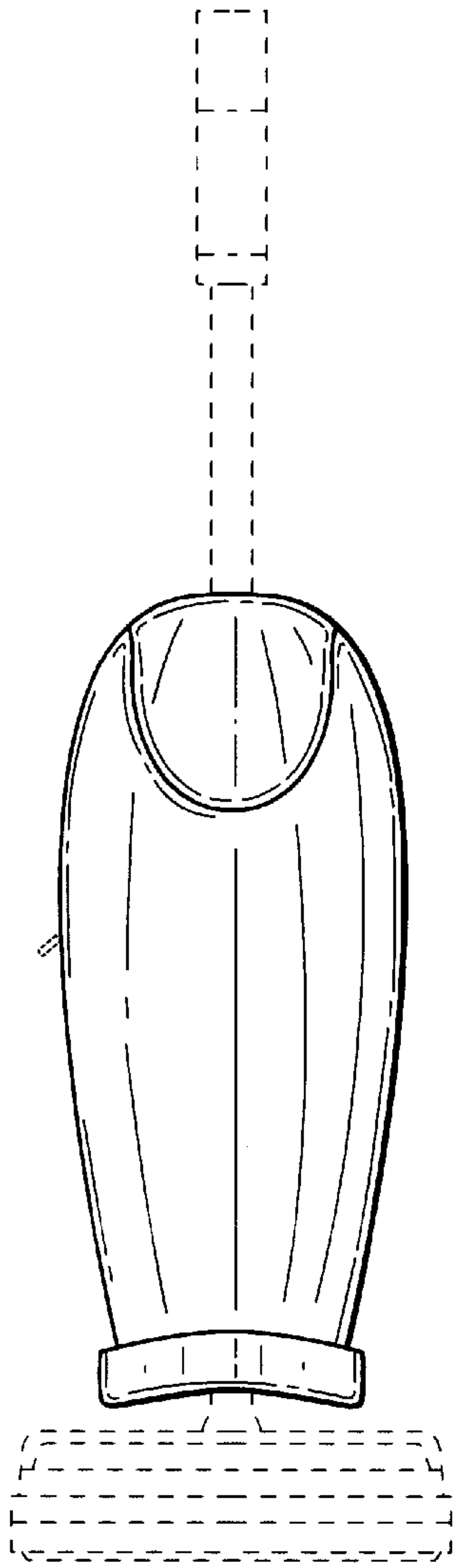


FIG. 2

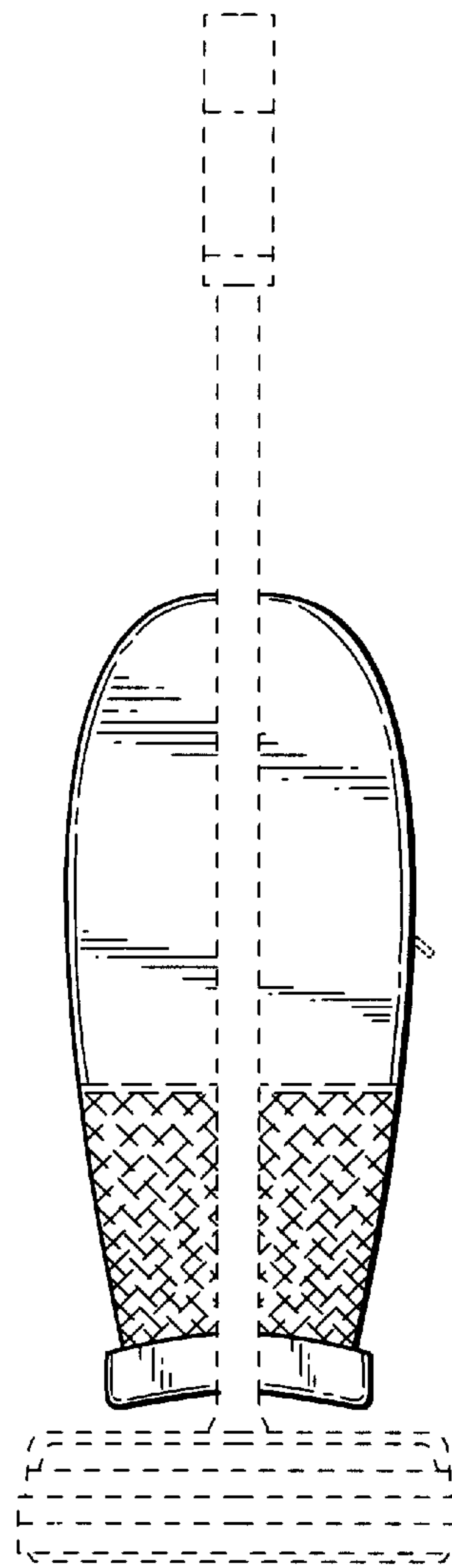


FIG. 3

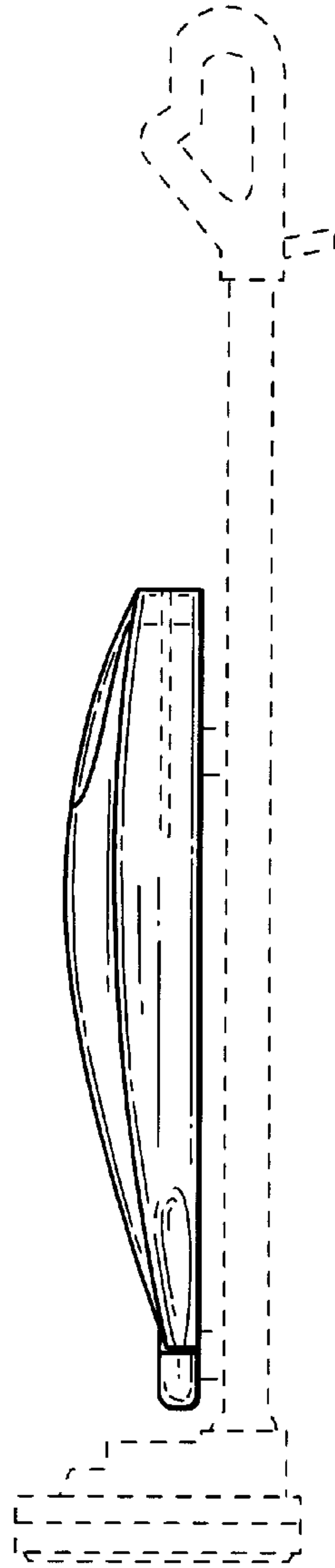


FIG. 4

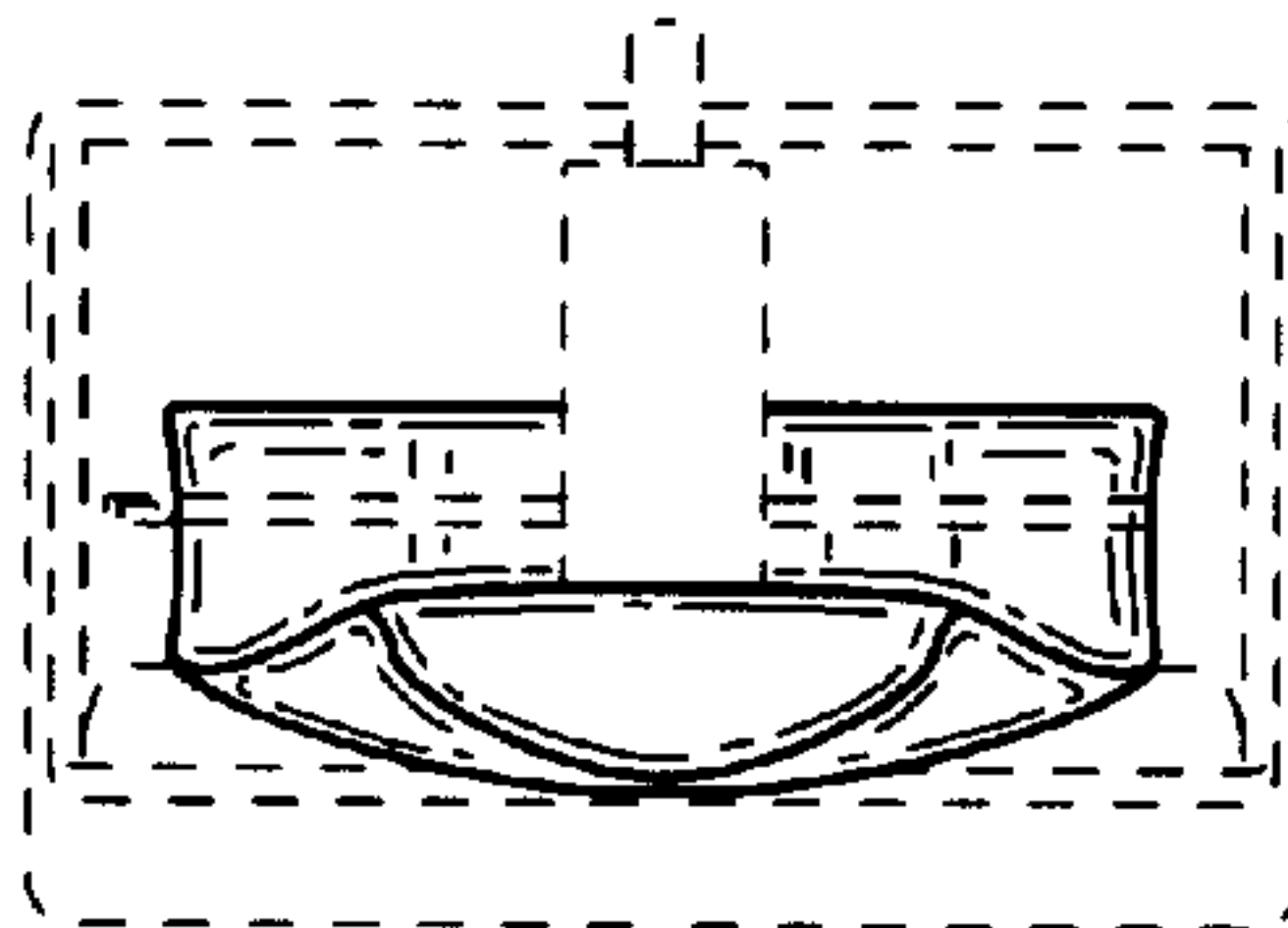


FIG. 5