



US00D448894B1

(12) **United States Design Patent**
Yuen

(10) **Patent No.:** **US D448,894 S**

(45) **Date of Patent:** **** Oct. 2, 2001**

(54) **RECHARGEABLE VACUUM CLEANER**

(75) Inventor: **Se Kit Yuen, Kwun Tong (HK)**

(73) Assignee: **John Manufacturing Limited, Kowloon (HK)**

(**) Term: **14 Years**

(21) Appl. No.: **29/126,033**

(22) Filed: **Jul. 7, 2000**

(30) **Foreign Application Priority Data**

Jan. 31, 2000 (HK) 0010147

(51) **LOC (7) Cl.** **15-05**

(52) **U.S. Cl.** **D32/18**

(58) **Field of Search** D32/17, 18; 15/329, 15/344

(56) **References Cited**

U.S. PATENT DOCUMENTS

- D. 275,427 * 9/1984 Kishi et al. D32/18
- D. 279,513 * 7/1985 Rinaldi et al. D32/18
- D. 287,893 * 1/1987 Fujii et al. D32/18

- D. 301,646 * 6/1989 Yamamoto et al. D32/18
- D. 307,656 5/1990 Yuen .
- D. 320,099 * 9/1991 Case et al. D32/18
- D. 356,191 * 3/1995 Phelan D32/18
- D. 357,772 * 4/1995 Yuen D32/18
- D. 404,857 * 1/1999 Ng D32/18

* cited by examiner

Primary Examiner—Ruth McInroy

(74) *Attorney, Agent, or Firm*—Merchant & Gould P.C.

(57) **CLAIM**

The ornamental design for a rechargeable vacuum cleaner, as shown and described.

DESCRIPTION

FIG. 1 is a front elevational view of a rechargeable vacuum cleaner showing my new design; the rear view being a mirror image;

FIG. 2 is a top plan view thereof;

FIG. 3 is a bottom plan view thereof;

FIG. 4 is a right side plan view thereof; and,

FIG. 5 is a left side plan view thereof.

1 Claim, 1 Drawing Sheet

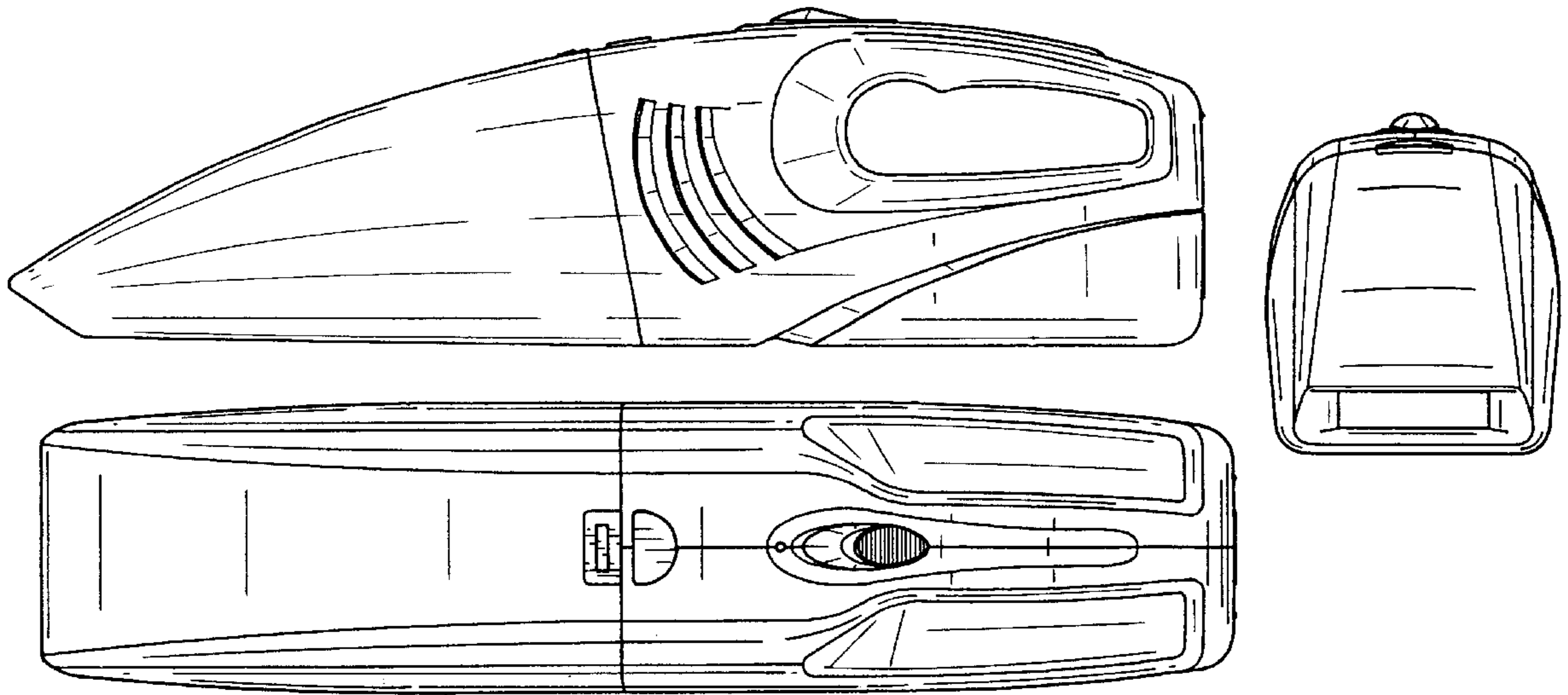


FIG. 1

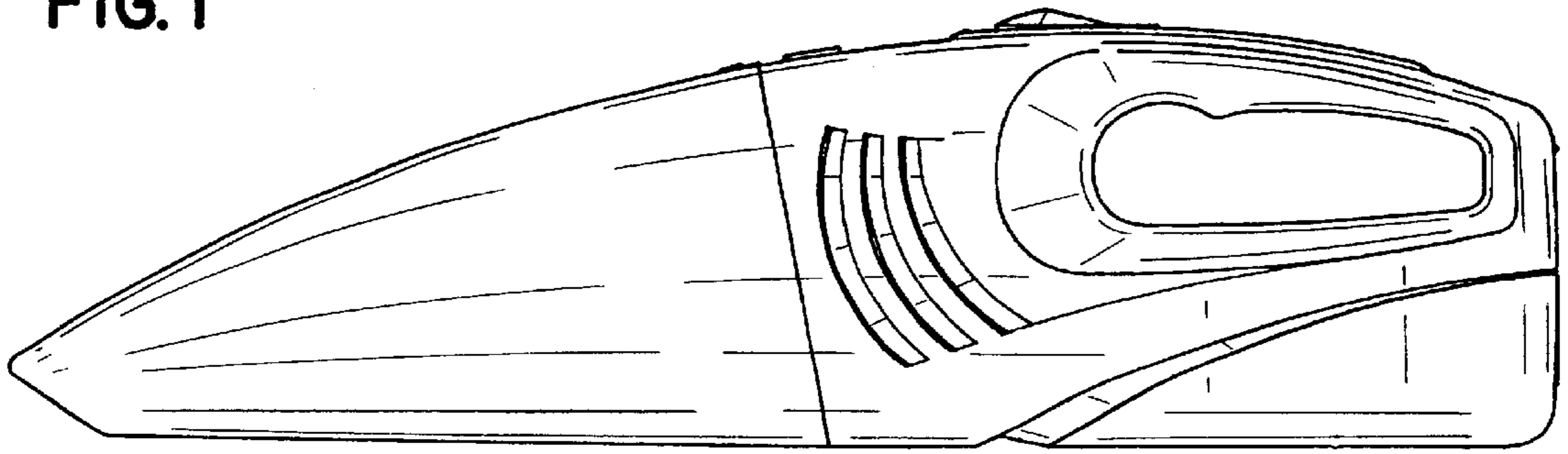


FIG. 2

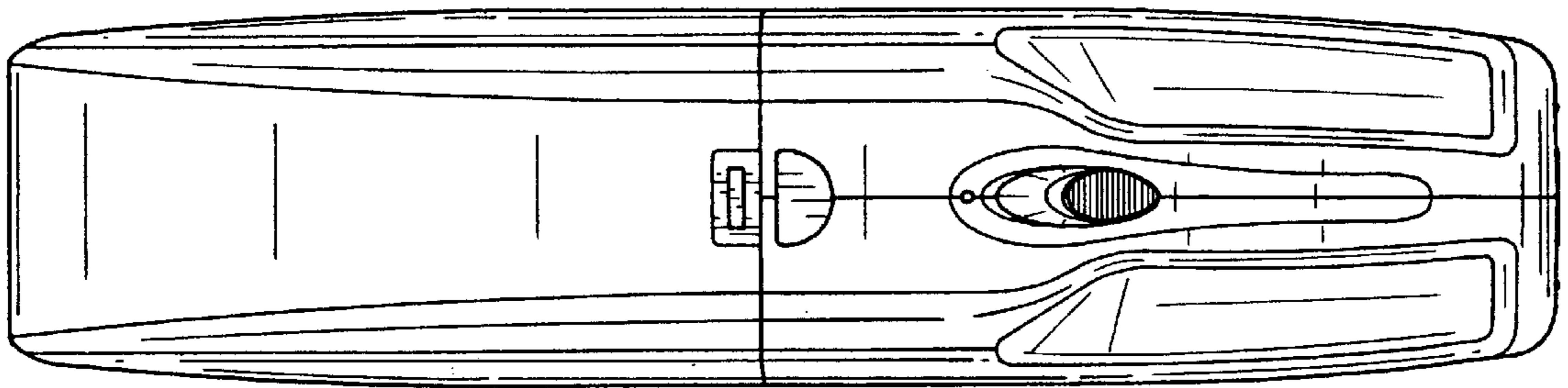


FIG. 3

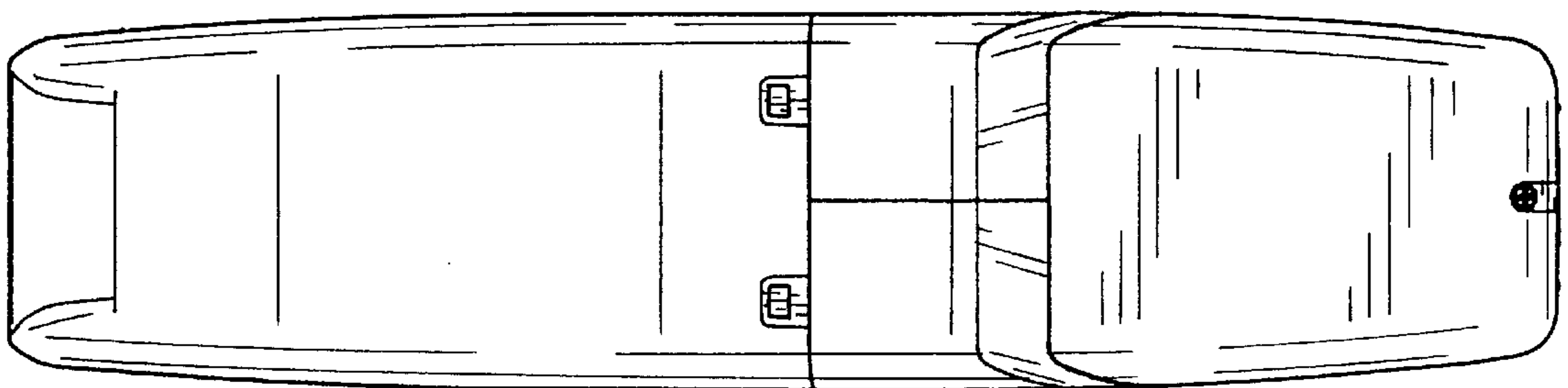


FIG. 4

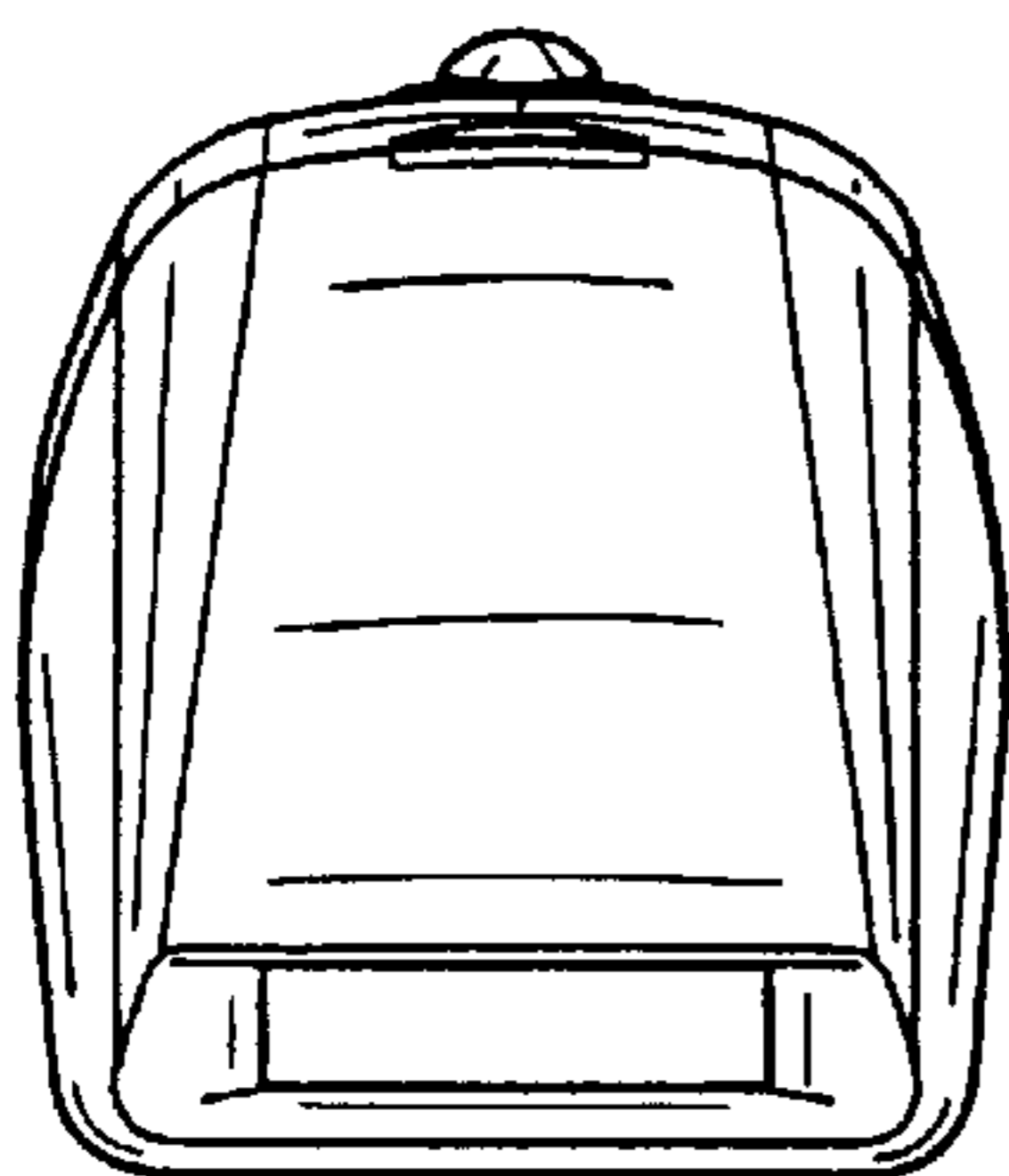


FIG. 5

