



US00D448892B1

(12) **United States Design Patent**  
**Hans**

(10) **Patent No.:** **US D448,892 S**

(45) **Date of Patent:** **\*\* Oct. 2, 2001**

(54) **RETRACTABLE LEASH**

(75) Inventor: **Messie Hans**, Borculo (NL)

(73) Assignee: **Tremego B.V.**, Borculo (NL)

(\*\*) Term: **14 Years**

(21) Appl. No.: **29/117,173**

(22) Filed: **Jan. 20, 2000**

(30) **Foreign Application Priority Data**

Jul. 30, 1999 (XH) ..... DM/048 876

(51) **LOC (7) Cl.** ..... **30-09**

(52) **U.S. Cl.** ..... **D30/153**

(58) **Field of Search** ..... D30/153, 152;  
179/794, 796

(56) **References Cited**

**U.S. PATENT DOCUMENTS**

D. 351,264 \* 10/1994 Stout ..... D30/153

D. 392,429 \* 3/1998 Plewa et al. .... D30/153

\* cited by examiner

*Primary Examiner*—Lisa Lichtenstein

(74) *Attorney, Agent, or Firm*—Jacobson Holman, PLLC

(57) **CLAIM**

The ornamental design for a retractable leash, as shown and described.

**DESCRIPTION**

FIG. 1 is a right side perspective view showing my new design for a retractable leash;

FIG. 2 is a left side perspective view thereof;

FIG. 3 is a right side view thereof;

FIG. 4 is a left side, rear perspective view thereof;

FIG. 5 is a front view thereof;

FIG. 6 is a rear view thereof;

FIG. 7 is an enlarged top view thereof; and,

FIG. 8 is an enlarged bottom view thereof.

The lettering shown in FIG. 1 forms no part of the claimed design.

**1 Claim, 6 Drawing Sheets**





FIG. 1



FIG. 2



FIG. 3



FIG. 4




FIG. 5




FIG. 6




FIG. 7




FIG. 8