



US00D44889B1

(12) **United States Design Patent**
Kwon

(10) **Patent No.:** **US D448,889 S**

(45) **Date of Patent:** **** Oct. 2, 2001**

(54) **NAIL FILE**

2,443,099 * 6/1948 Delhayé 132/75.6 X

(76) Inventor: **Hyuk Soo Kwon**, 104-201, Jukong Apt.
3-danji, #259, Kuseong-dong,
Cheonan-city, Chungcheongnam-do,
330-060 (KR)

FOREIGN PATENT DOCUMENTS

2101341 * 7/1972 (DE) 132/76.5

1112210 * 3/1956 (FR) 132/76.4

(**) Term: **14 Years**

* cited by examiner

(21) Appl. No.: **29/128,715**

Primary Examiner—Philip S. Hyder

Assistant Examiner—C. Tuttle

(22) Filed: **Aug. 30, 2000**

(74) *Attorney, Agent, or Firm*—F. Chau & Associates, LLP.

(51) **LOC (7) Cl.** **28-03**

(52) **U.S. Cl.** **D28/59**

(58) **Field of Search** D28/56, 57, 59,
D28/62; 132/73, 73.5, 75, 75.3, 75.4, 76.2,
76.4, 76.5

(57) **CLAIM**

The ornamental design for a nail file, substantially as shown and described.

(56) **References Cited**


DESCRIPTION

U.S. PATENT DOCUMENTS

D. 94,030	*	12/1934	Hults	D28/59
D. 111,695	*	10/1938	Crompton	D28/59
D. 284,225	*	6/1986	Dulick	D28/59
1,002,377	*	9/1911	Ekenborg, Jr.	30/27
1,533,020	*	4/1925	Mather	132/75.6
2,026,970	*	1/1936	Gerow	132/76.4
2,215,877	*	9/1940	Johnson	132/75.6
2,243,328	*	5/1941	Cummings	132/75.6

FIG. 1 is a perspective view of a nail file in accordance with the present invention;
FIG. 2 is a front view thereof;
FIG. 3 is a rear view thereof;
FIG. 4 is an inverted left-side view;
FIG. 5 is a right-side view thereof;
FIG. 6 is a top view of FIGS. 1-3;
FIG. 7 is a bottom view thereof; and,
FIG. 8 is an enlarged fragmentary view of a blade portion of the nail file of FIG. 1.

1 Claim, 6 Drawing Sheets






FIG. 1




FIG. 2




FIG. 3



FIG. 4



FIG. 5



FIG. 6




FIG. 7

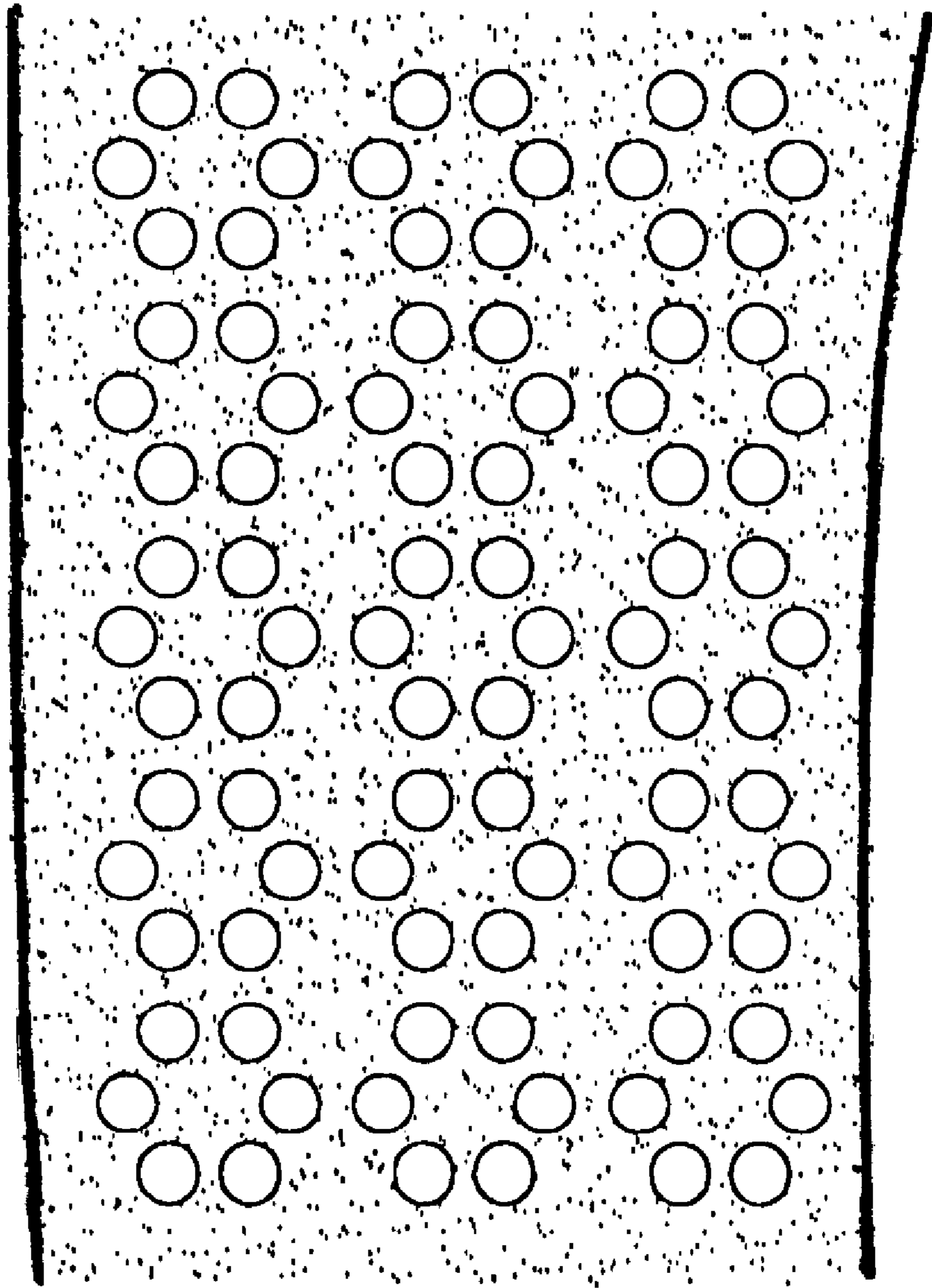


FIG. 8