



US00D448871B1

(12) **United States Design Patent**
Kamata et al.

(10) **Patent No.:** **US D448,871 S**

(45) **Date of Patent:** **** Oct. 2, 2001**

(54) **EXTERIOR SURFACE CONFIGURATION OF
A MOTORCYCLE FRONT LIGHT
ASSEMBLY**

D. 426,905 * 6/2000 Cook et al. D26/28
D. 434,864 * 12/2000 Sacco et al. D26/28
D. 440,331 * 4/2001 Nakayawa et al. D26/28

(75) Inventors: **Akira Kamata; Toshio Kurihara**, both
of Saitama (JP)

* cited by examiner

Primary Examiner—Marcus A. Jackson

(73) Assignee: **Honda Giken Kogyo Kabushiki
Kaisha, Tokyo (JP)**

(57) **CLAIM**

(**) Term: **14 Years**

The ornamental design for, an exterior surface configuration
of a motorcycle front light assembly, as shown and
described.

(21) Appl. No.: **29/133,402**

DESCRIPTION

(22) Filed: **Nov. 30, 2000**

(51) **LOC (7) Cl.** **26-06**

(52) **U.S. Cl.** **D26/28**

(58) **Field of Search** D26/28-36; 362/61,
362/80, 83.4, 267, 269, 278, 275, 327,
328, 329, 330-340

FIG. 1 is a front view of an exterior surface configuration of
a motorcycle front light assembly, showing our new design;
FIG. 2 is a top plan view thereof;
FIG. 3 is a right side elevational view thereof;
FIG. 4 is a perspective view of thereof; and,
FIG. 5 is a perspective view illustrating the present invention
with the environment of the invention set forth in broken
lines.


(56) **References Cited**

Features shown in broken lines depict the environment and
do not form part of the claimed design.

U.S. PATENT DOCUMENTS

D. 400,273 * 10/1998 Manske et al. D26/28

1 Claim, 3 Drawing Sheets



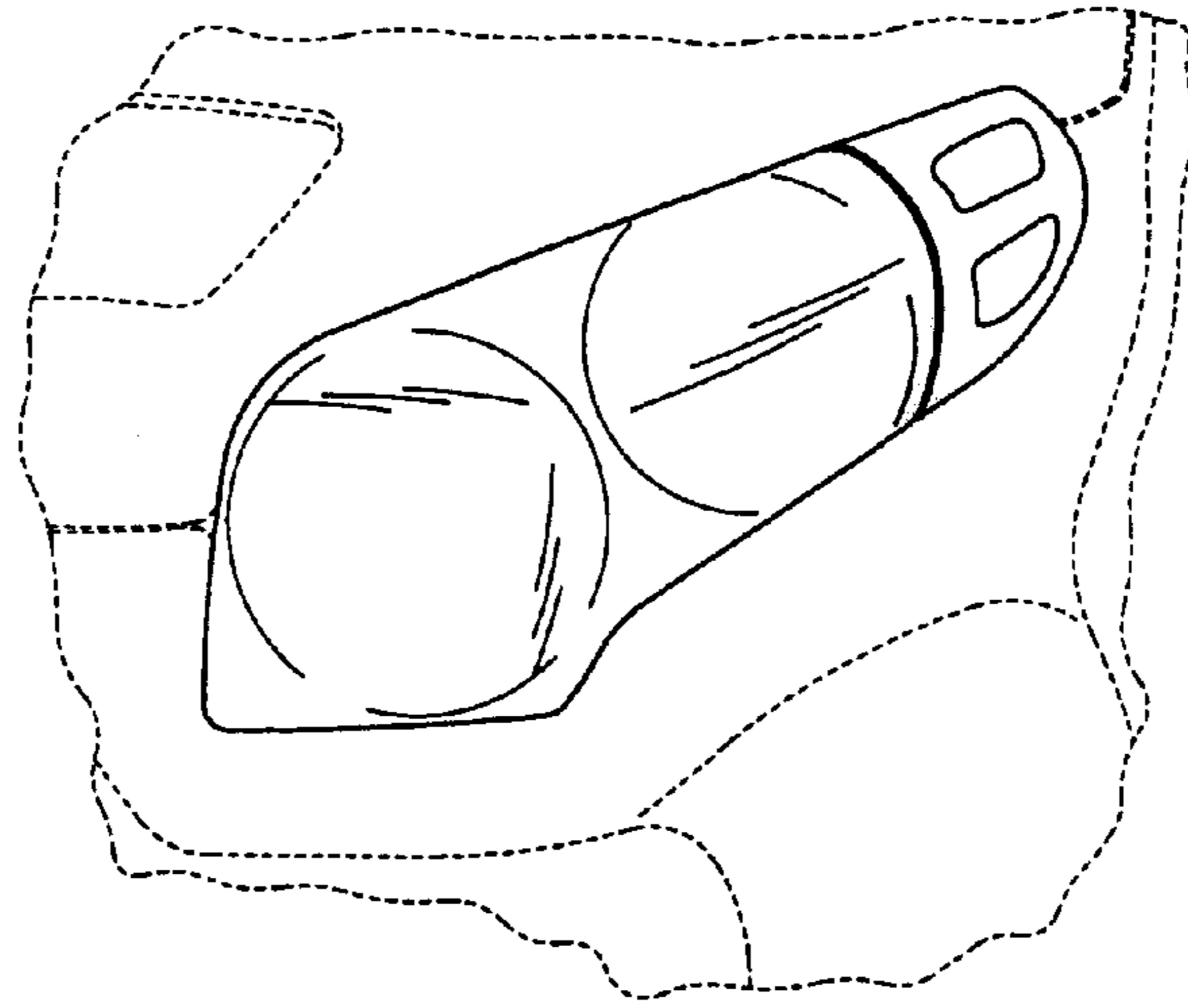


FIG. 1




FIG. 2

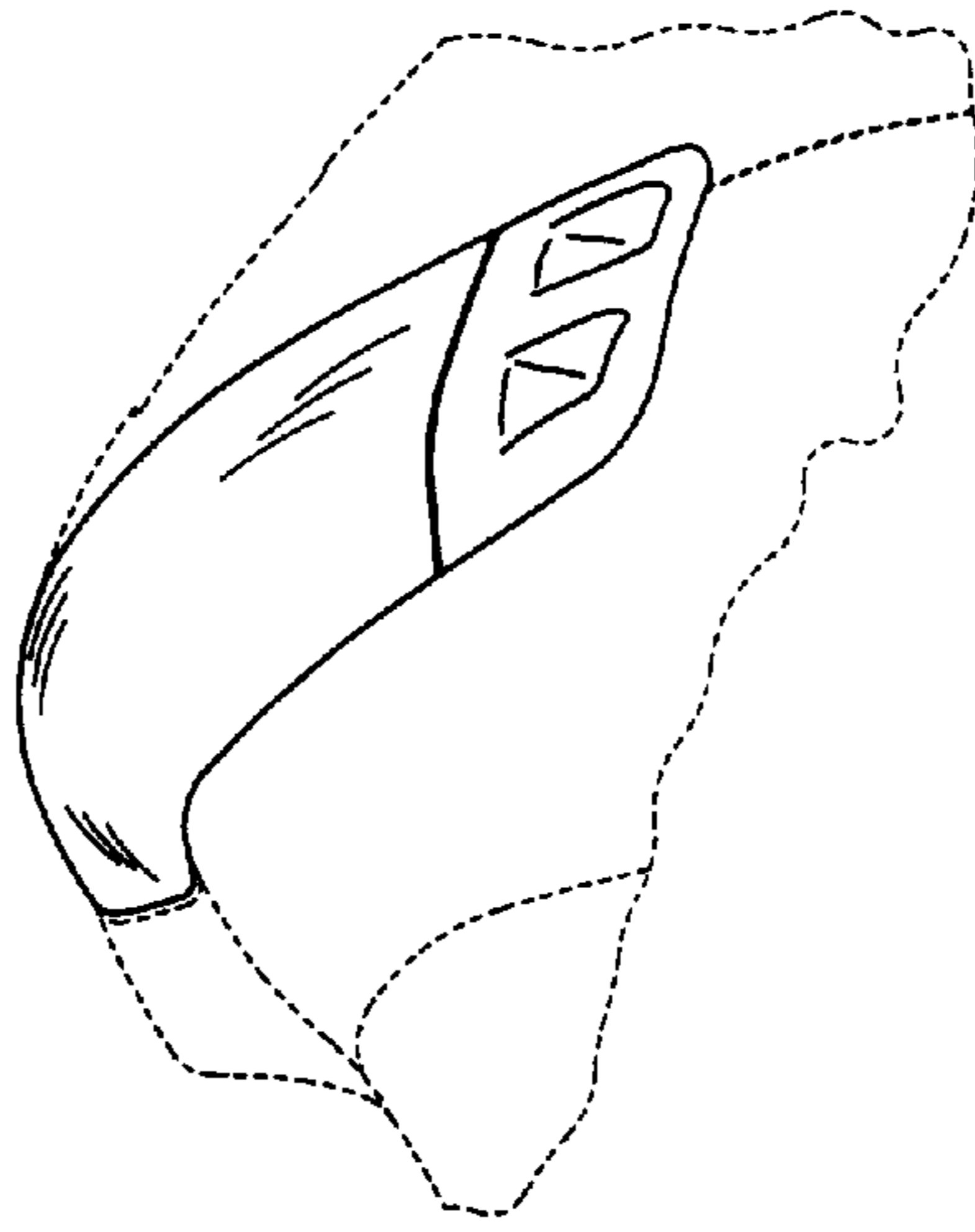


FIG. 3

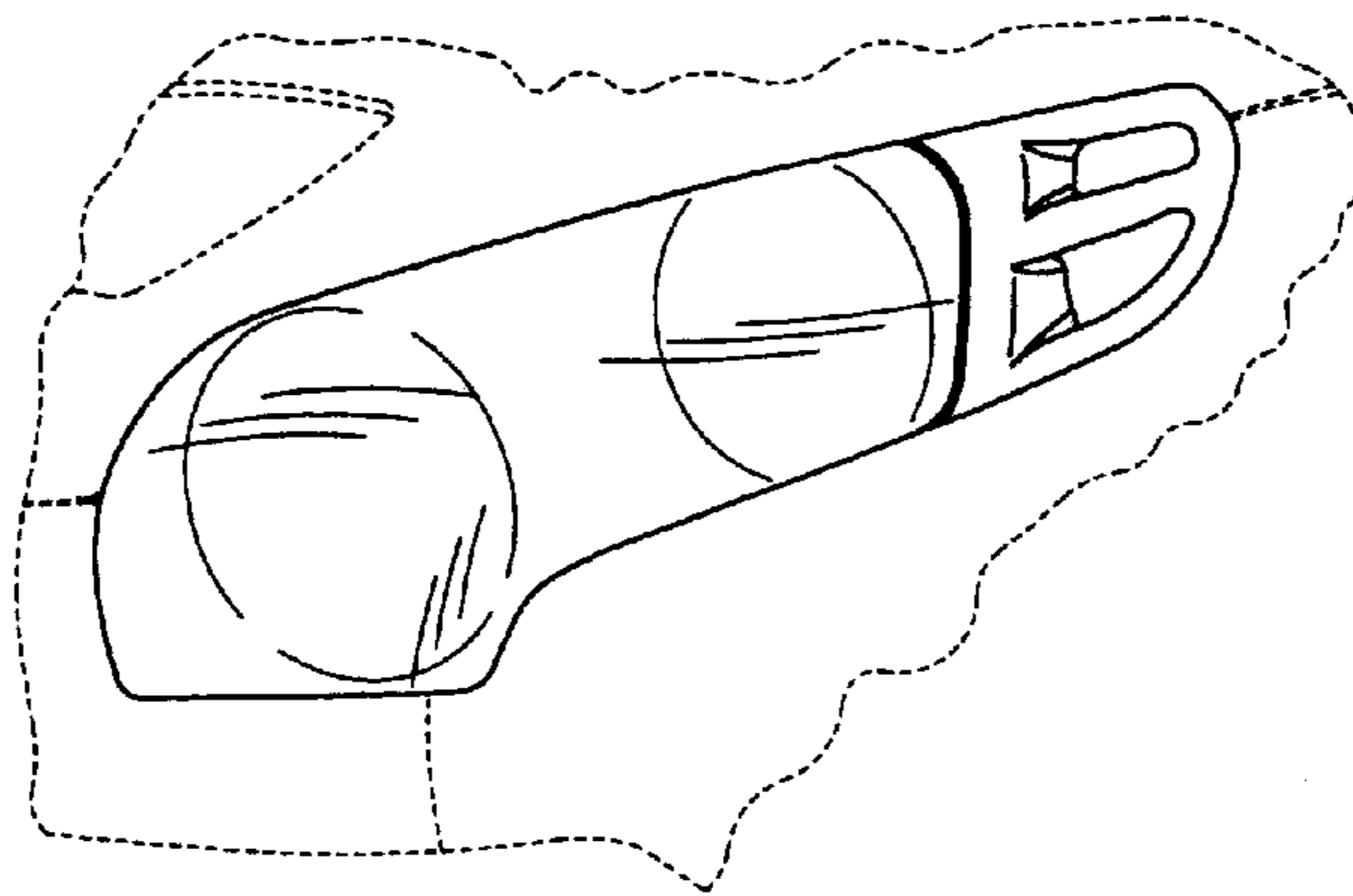


FIG. 4




FIG. 5