



US00D448857B1

(12) **United States Design Patent** (10) **Patent No.:** **US D448,857 S**
Staten et al. (45) **Date of Patent:** **** Oct. 2, 2001**

(54) **DECORATIVE PICKET EDGE LANDSCAPE STONE**

K-Mart, Martha Stewart Everyday Garden, Mar.–Apr. 1999.
Keystone Retaining Wall Systems, Inc.

(76) Inventors: **Bobby L. Staten**, 16415 Ashbourne Dr.,
Dallas, TX (US) 75248; **Bret H. Scullion**, 107 Yale Ct., South Lake, TX
(US) 76092; **Tommy Davis**, 1902
Clydesdale Ct., Rowlett, TX (US)
75088

* cited by examiner

Primary Examiner—Louis S. Zarfaz
Assistant Examiner—Robert A. Delehanty
(74) *Attorney, Agent, or Firm*—R. Darryl Burke; McKool
Smith, P.C.

(**) Term: **14 Years**

(57) **CLAIM**

(21) Appl. No.: **29/129,892**

The ornamental design for “decorative picket edge landscape stone,” as shown and described herein.

(22) Filed: **Sep. 22, 2000**

DESCRIPTION

(51) **LOC (7) Cl.** **25-01**

© Copyright. 2000. Pavestone Co. All of the material in this patent application is subject to copyright protection under the copyright laws of the United States and of other countries. As of the first effective filing date of the present application, this material is protected as unpublished material.

(52) **U.S. Cl.** **D25/113**; D25/164

(58) **Field of Search** D25/102, 113–118,
D25/164; D21/484–486, 489–497, 503;
404/27–31; 52/102, 578–582.2, 596–609

(56) **References Cited**

U.S. PATENT DOCUMENTS

D. 134,360	*	11/1942	Galper	D25/164
D. 352,789		11/1994	Adam	D25/113
D. 361,853	*	8/1995	Northrop	D25/164
D. 409,312		5/1999	Staten et al.	D25/113
884,498		4/1908	King	.	
1,015,584	*	1/1912	Powell	D25/113 X
2,313,363		3/1943	Schmitt	61/39
2,624,193		1/1953	Larson	72/41
5,017,049		5/1991	Sievert	405/284
5,031,376		7/1991	Bender et al.	52/609
5,062,610		11/1991	Woolford et al.	249/52
5,249,950		10/1993	Woolford	425/412
5,294,216		3/1994	Sievert	405/286

OTHER PUBLICATIONS

Pavestone Co., Decorative Landscape Systems no date.
Pavestone Co., Beautiful Edgings You can Install Yourself,
May 2000.
Lowe’s Home Improvement Warehouse, Jul. 1999.

However, permission to copy this material is hereby granted to the extent that the owner of the copyright rights has no objection to the facsimile reproduction by anyone of the patent document or patent disclosure, as it appears in the United States Patent and Trademark Office patent file or records, but otherwise reserves all copyright rights whatsoever.

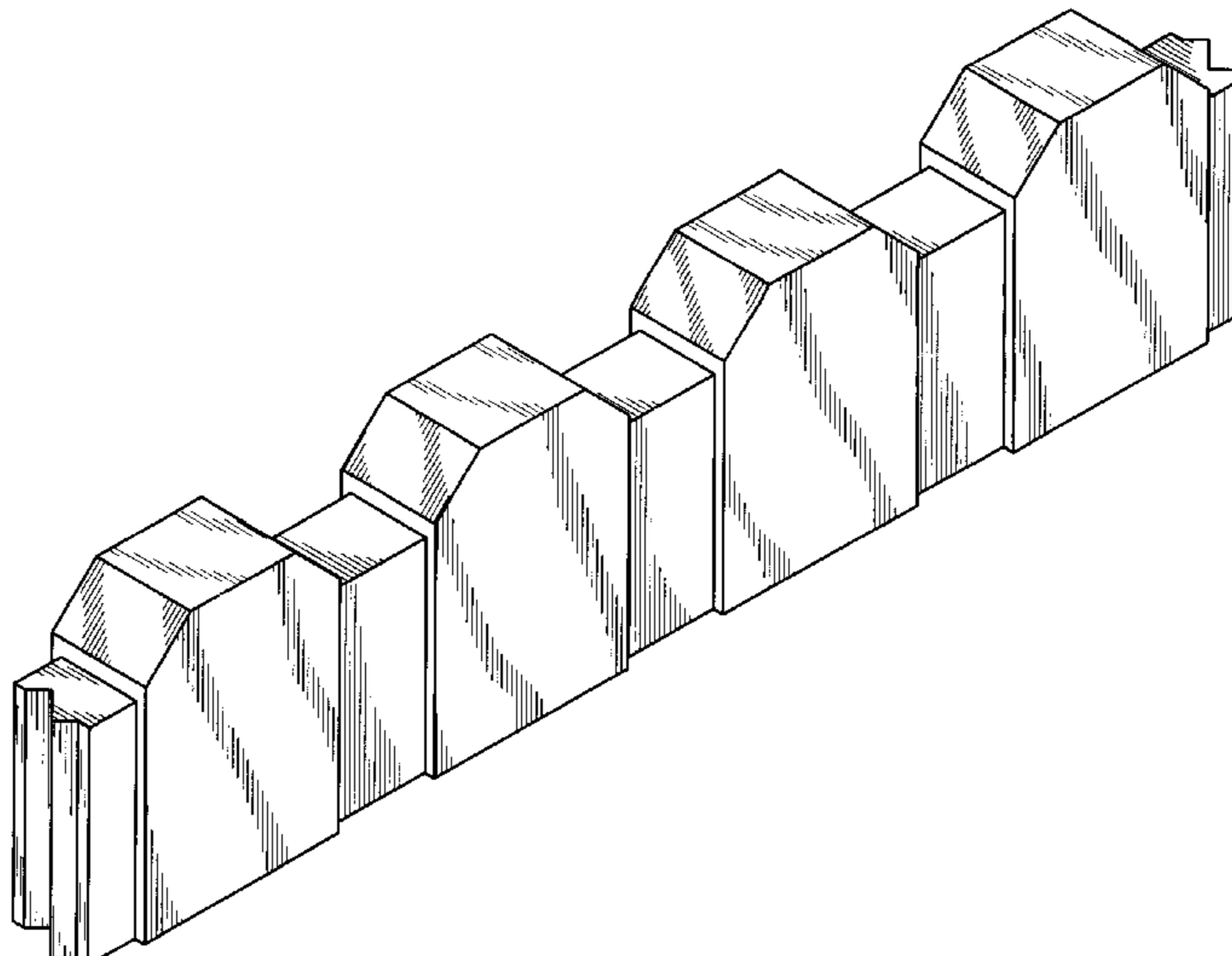
FIG. 1 is a perspective view of the preferred embodiment of the invention of the decorative picket edge landscape stone; FIG. 2 is a left and right view of the preferred embodiment of the invention of the decorative picket edge landscape stone;

FIG. 3 is a top view of the preferred embodiment of the invention of the decorative picket edge landscape stone;

FIG. 4 is a front and rear view of the preferred embodiment of the invention of the decorative picket edge landscape stone; and,

FIG. 5 is a bottom view of the preferred embodiment of the invention of the decorative picket edge landscape stone.

1 Claim, 1 Drawing Sheet



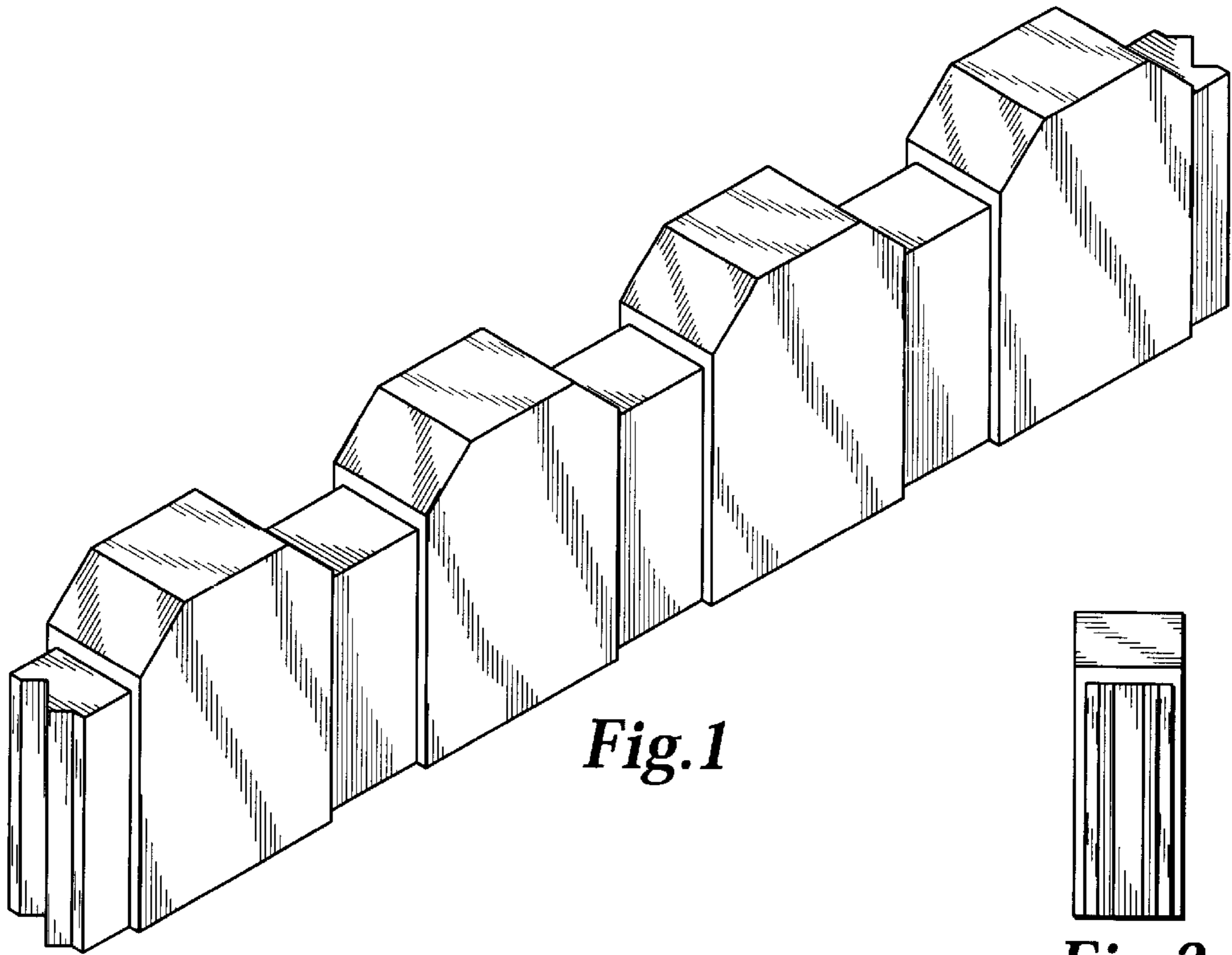


Fig.1



Fig.2

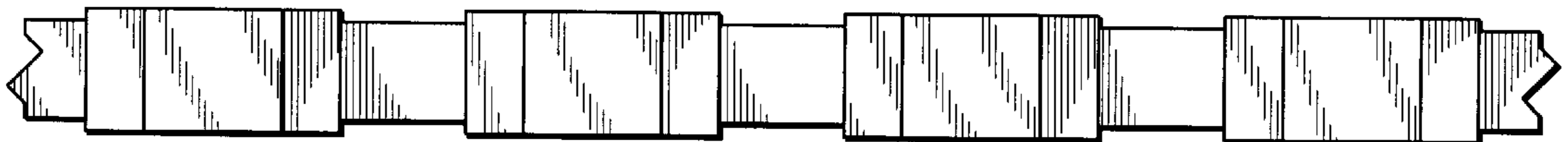


Fig.3

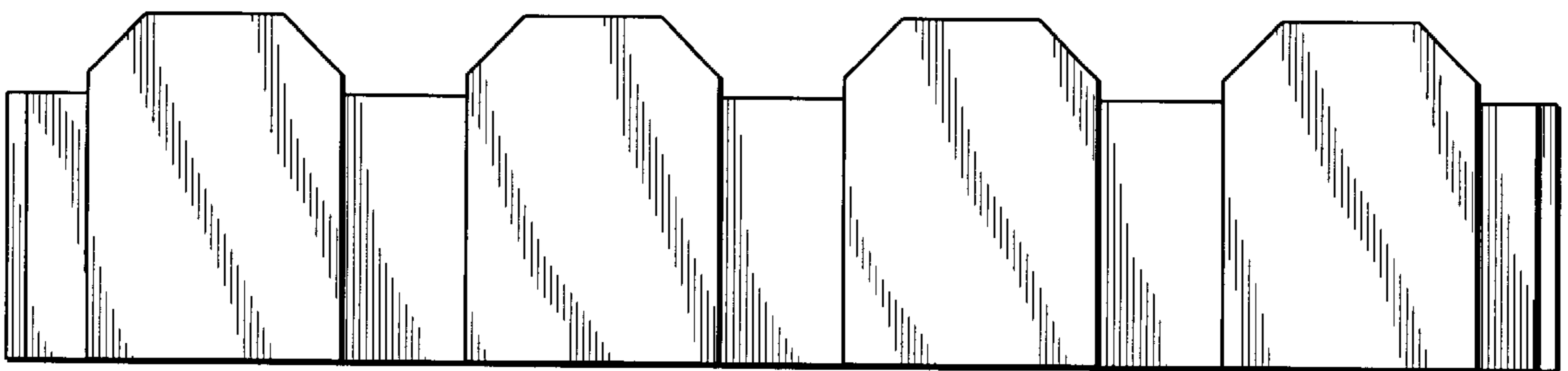


Fig.4

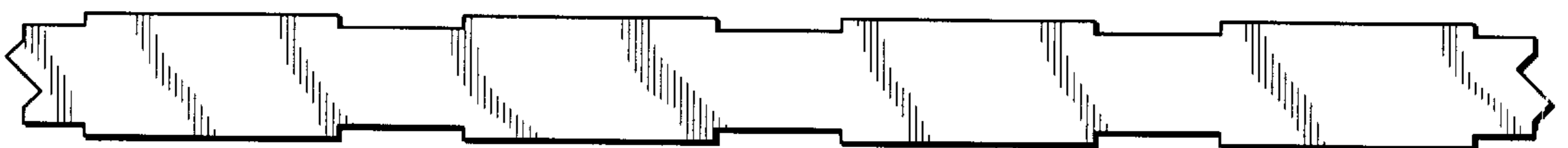


Fig.5