



US00D448850B1

(12) **United States Design Patent**
Fabricant

(10) **Patent No.:** **US D448,850 S**

(45) **Date of Patent:** **** Oct. 2, 2001**

(54) **HEEL PAD**
(75) Inventor: **B. Robert Fabricant**, Boca Raton, FL
(US)
(73) Assignee: **Spenco Medical Corporation**, Waco,
TX (US)
(**) Term: **14 Years**

(21) Appl. No.: **29/040,439**
(22) Filed: **Jun. 19, 1995**

(51) **LOC (7) Cl.** **02-04**
(52) **U.S. Cl.** **D24/189**
(58) **Field of Search** D2/964, 961, 915,
D2/967, 968; 36/35 R, 36 R, 37, 35 A,
35 B, 44, 28, 7.1 A, 1, 36 C, 34 R; D24/189;
602/41; 128/893, 894

(56) **References Cited**
U.S. PATENT DOCUMENTS

D. 149,889	*	6/1948	Laybolt	D2/964
1,559,324	*	10/1925	Jensen	128/894
1,693,122	*	11/1928	Schwartz	36/37
1,718,906	*	6/1929	Hurley	36/37
1,811,641	*	6/1931	Marcelle	36/37 X
1,861,969	*	6/1932	Leighton, Jr.	36/34 R

1,920,112	*	7/1933	Shaft	36/37
1,945,780	*	2/1934	Johnson	36/37
2,031,510	*	2/1936	Stewart et al.	36/37 X
2,045,844	*	6/1936	Everston	36/37 X
2,408,564	*	10/1946	Lea	36/7.1 R
2,827,050	*	3/1958	Fisher	128/894
3,154,867	*	11/1964	Strope	36/35 R

* cited by examiner

Primary Examiner—Louis S. Zarfaz
Assistant Examiner—Gregory Andoll
(74) *Attorney, Agent, or Firm*—Sidley Austin Brown & Wood

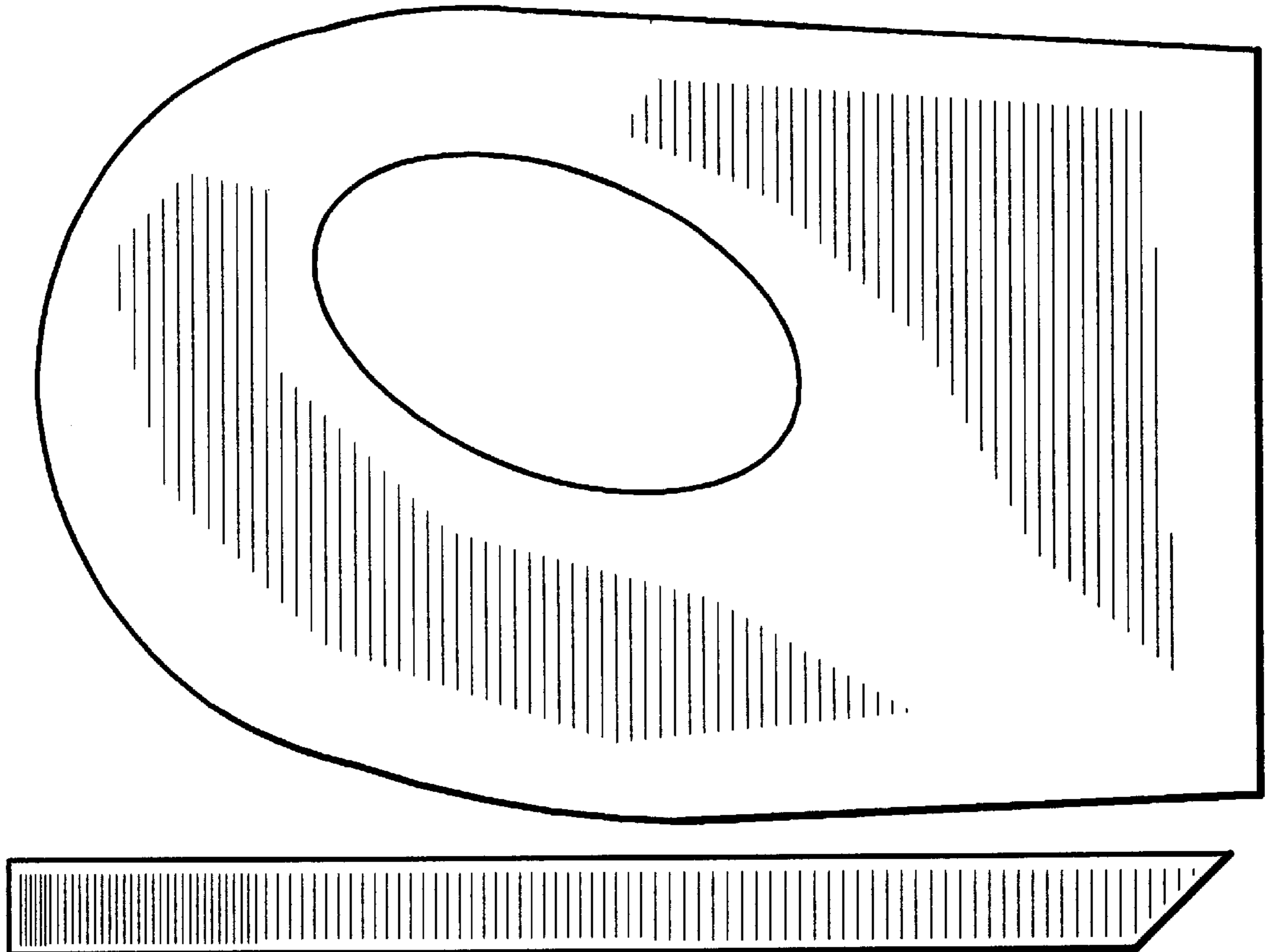
(57) **CLAIM**

The ornamental design for a heel pad, as shown and described.

DESCRIPTION

FIG. 1 is a top plan view of the heel pad of the subject invention;
FIG. 2 is a left side elevational view thereof;
FIG. 3 is a right side elevational view thereof;
FIG. 4 is a bottom plan view thereof;
FIG. 5 is a front elevational view thereof; and,
FIG. 6 is a rear elevational view thereof.

1 Claim, 2 Drawing Sheets



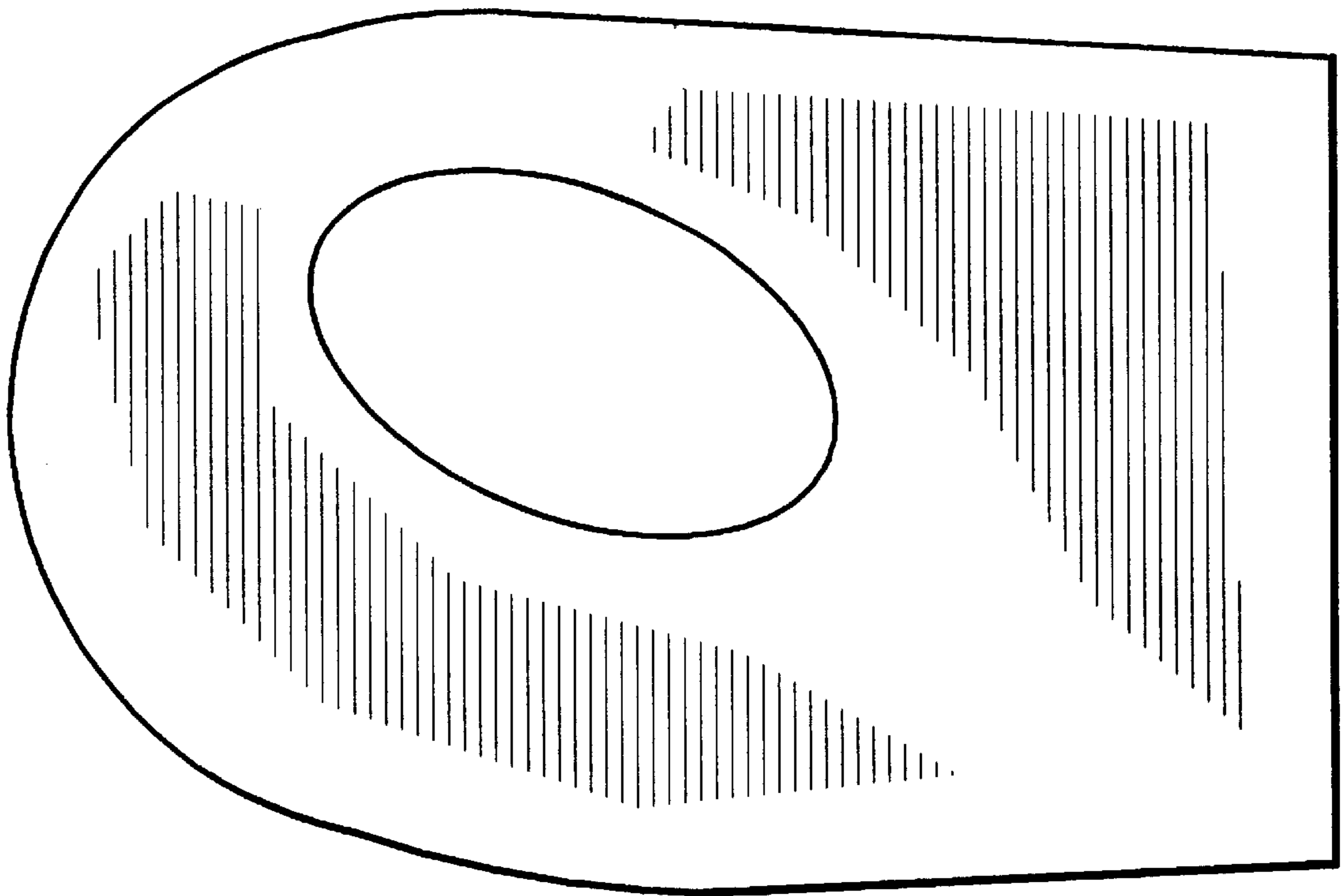


FIGURE 1

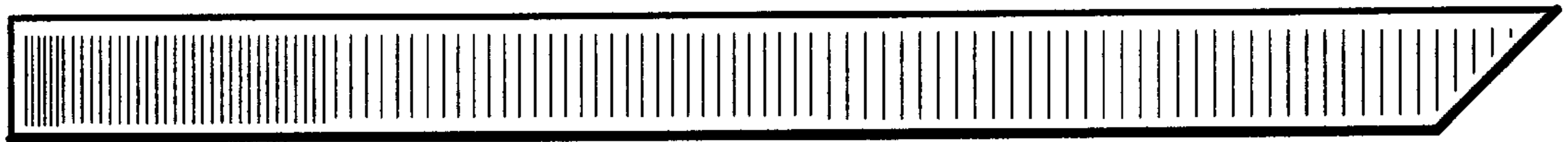


FIGURE 2

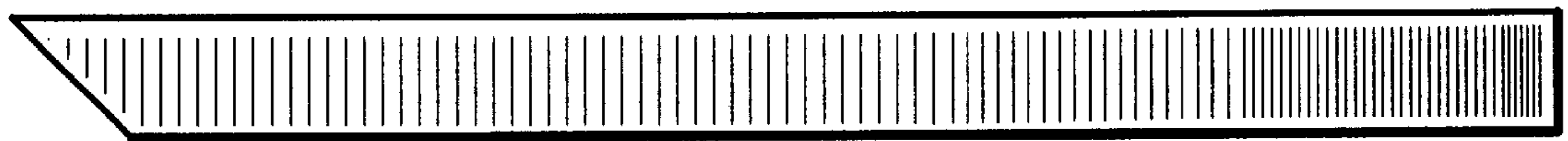


FIGURE 3

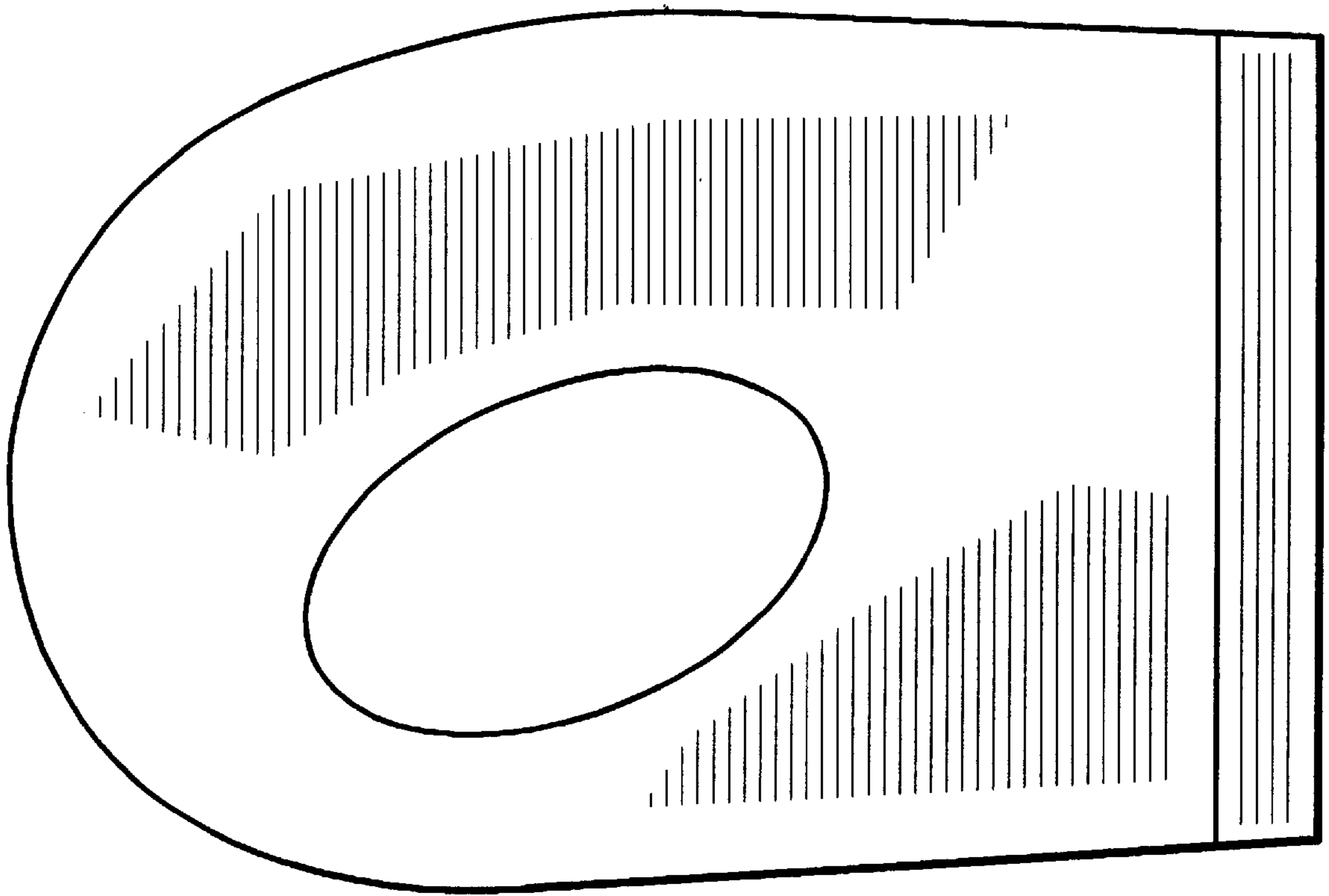


FIGURE 4




FIGURE 5

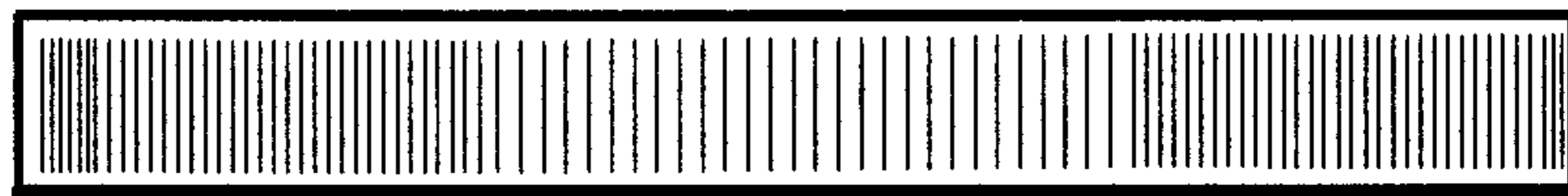


FIGURE 6