



US00D448840B1

(12) **United States Design Patent**
Gajewski

(10) **Patent No.:** **US D448,840 S**

(45) **Date of Patent:** **** Oct. 2, 2001**

(54) **COMBINED CEILING FAN AND LIGHT FIXTURE**

Primary Examiner—Lisa Lichtenstein

(74) *Attorney, Agent, or Firm*—Jenkins & Gilchrist, P.C.

(75) **Inventor:** **Mark Gajewski**, San Luis Obispo, CA (US)

(57) **CLAIM**

The ornamental design for the combined ceiling fan and light fixture, as shown and described.

(73) **Assignee:** **Minka Lighting, Inc.**, Corona, CA (US)

(**) **Term:** **14 Years**

DESCRIPTION

(21) **Appl. No.:** **29/134,422**

FIG. 1 is a bottom plan view from below of the combined ceiling fan and light fixture in accordance with my design;

(22) **Filed:** **Dec. 20, 2000**

(51) **LOC (7) Cl.** **23-04**

FIG. 2 is a front view of the combined ceiling fan and light fixture in accordance with my design;

(52) **U.S. Cl.** **D23/377; D23/379; D23/385; D26/59**

FIG. 3 is a top plan view of the combined ceiling fan and light fixture taken along lines 3—3 in FIG. 2 in accordance with my design shown separately for clarify of illustration; and,

(58) **Field of Search** **D23/377, 379, D23/385, 413, 411; D92/364; 416/5; D26/81–86, 88, 59, 51**

(56) **References Cited**

FIG. 4 is a bottom plan view of the cover for the ceiling attachment bracket for the combined ceiling fan and light fixture taken along line 4—4 in FIG. 2 in accordance with my design shown separately for clarity of illustration.

U.S. PATENT DOCUMENTS

- D. 339,191 * 9/1993 Veyra D23/377
- D. 372,080 * 7/1996 Dolan D23/377


OTHER PUBLICATIONS

Minka Lighting, Inc.; MinkaAire Two Thousand One; Oct. 5, 2000; pp. 8–9, 16–17; Published in U.S.A.

The front and rear, left and right elevational views are symmetrical.

* cited by examiner

1 Claim, 2 Drawing Sheets






Fig.1

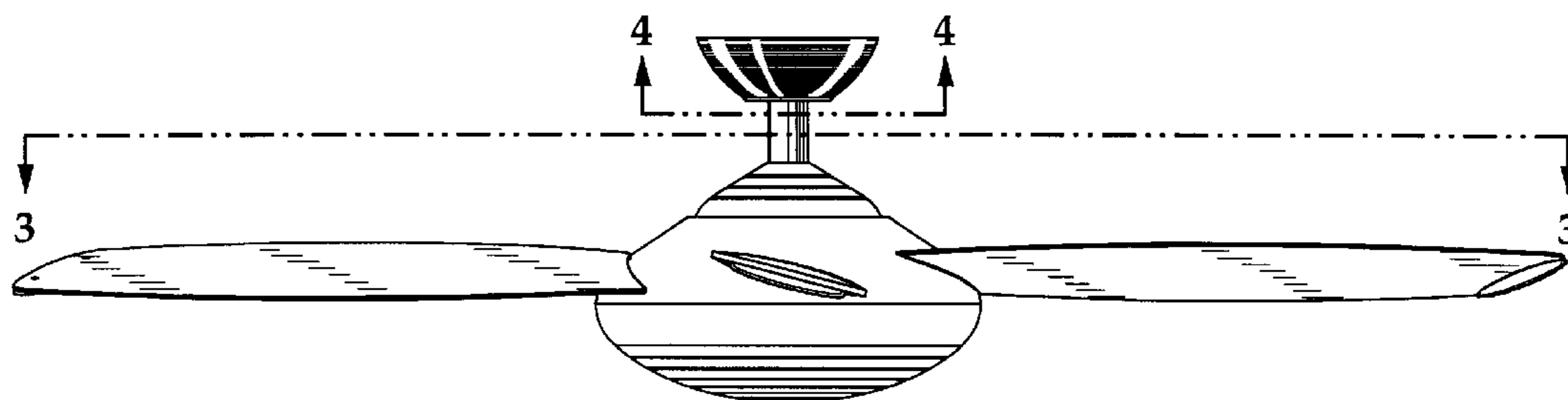


Fig.2




Fig.3

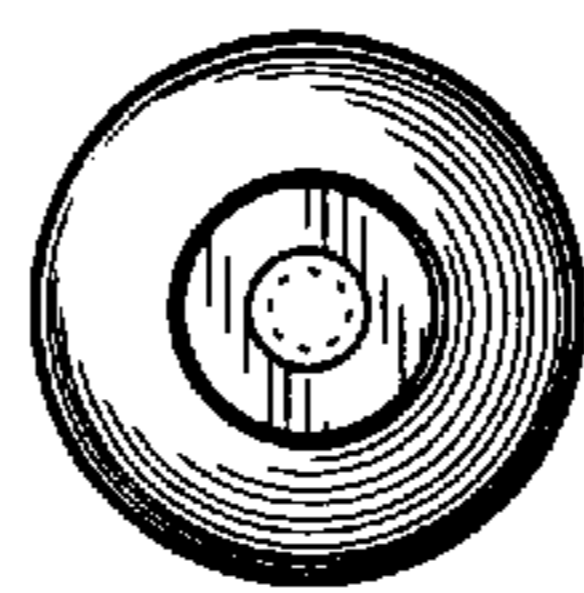


Fig.4