



US00D448835B1

(12) **United States Design Patent**
Niven

(10) **Patent No.:** **US D448,835 S**

(45) **Date of Patent:** **** Oct. 2, 2001**

(54) **LAVATORY**

(76) **Inventor:** **Mike Niven**, 103 Church Street, Suite 202, Toronto (CA)

(**) **Term:** **14 Years**

(21) **Appl. No.:** **29/138,044**

(22) **Filed:** **Mar. 5, 2001**

Related U.S. Application Data

(62) Division of application No. 29/115,048, filed on Dec. 6, 1999.

(51) **LOC (7) Cl.** **23-02**

(52) **U.S. Cl.** **D23/284**

(58) **Field of Search** D23/270-274,
D23/285-292, 293.1, 303, 308; 4/619, 630-632,
637-640, 660; D9/428, 549, 551, 564

(56) **References Cited**

U.S. PATENT DOCUMENTS

- D. 222,586 * 11/1971 Hives D23/293.1
- D. 232,093 7/1974 Schroek .
- D. 237,617 * 11/1975 McIntosh D23/284

- D. 346,853 5/1994 Gruber .
- D. 389,901 * 1/1998 Kohler, Jr. et al. D23/285
- D. 412,204 7/1999 Slothower et al. .
- D. 422,346 * 4/2000 Svendsen D23/285
- D. 424,665 * 5/2000 Svendsen D23/285

* cited by examiner

Primary Examiner—Louis S. Zarfes
Assistant Examiner—Robert A. Delehanty
(74) *Attorney, Agent, or Firm*—Jaeckle Fleischmann & Mugel, LLP


(57) **CLAIM**

The ornamental design for a lavatory, as shown.

DESCRIPTION

FIG. 1 is a top, front perspective view of a lavatory showing my new design;
FIG. 2 is a top plan view thereof;
FIG. 3 is a side view, the opposite side being a mirror image thereof;
FIG. 4 is a front elevation view, the rear side being a mirror image thereof; and,
FIG. 5 is a bottom plan view thereof.

1 Claim, 2 Drawing Sheets



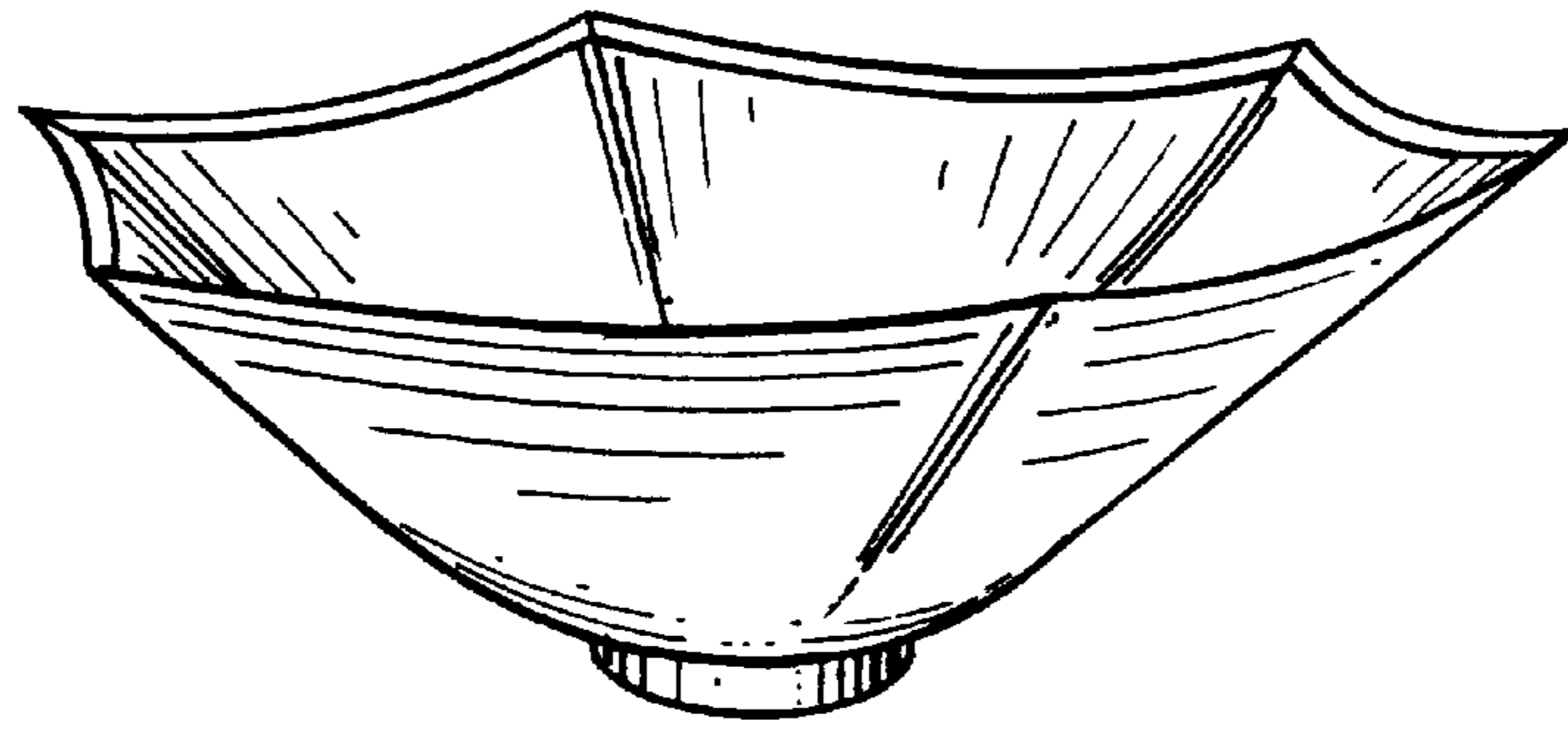


FIG. 1




FIG. 2




FIG. 3

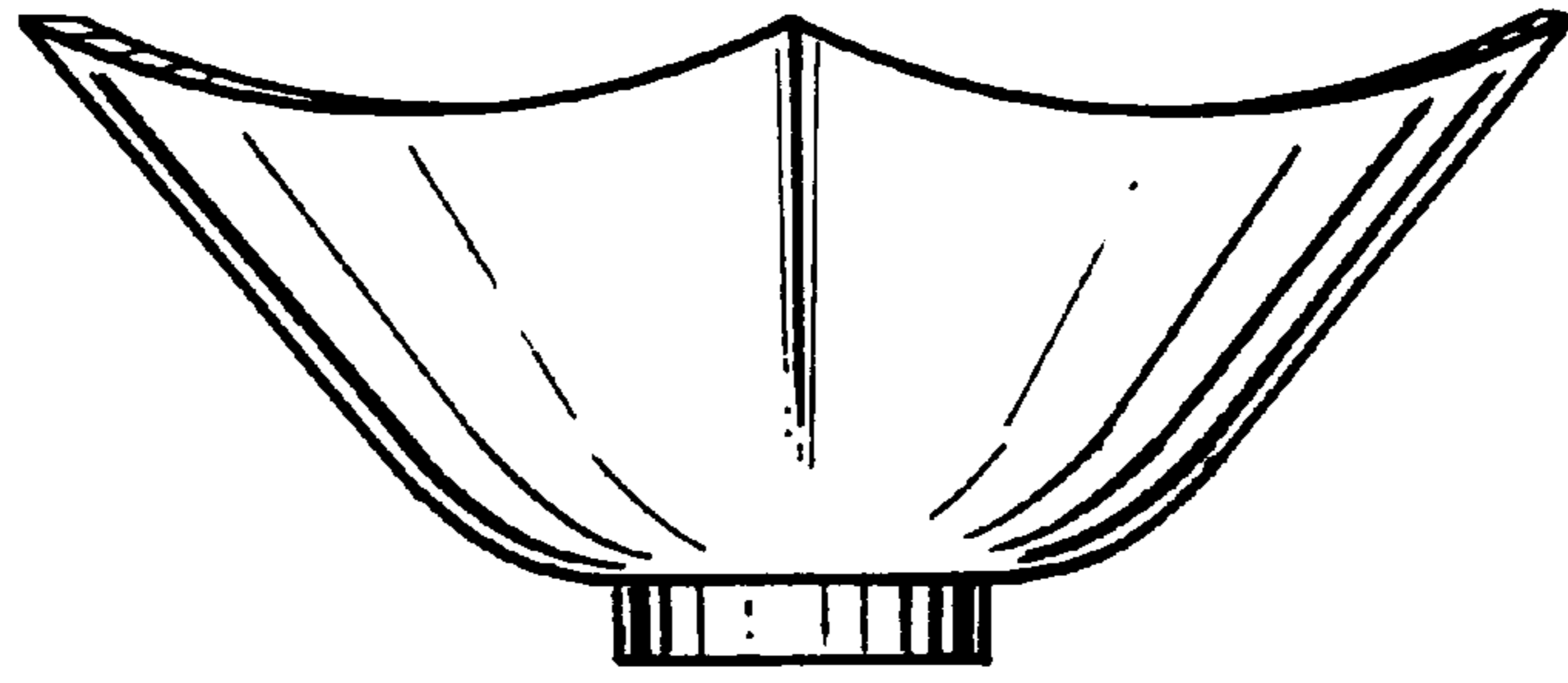


FIG. 4

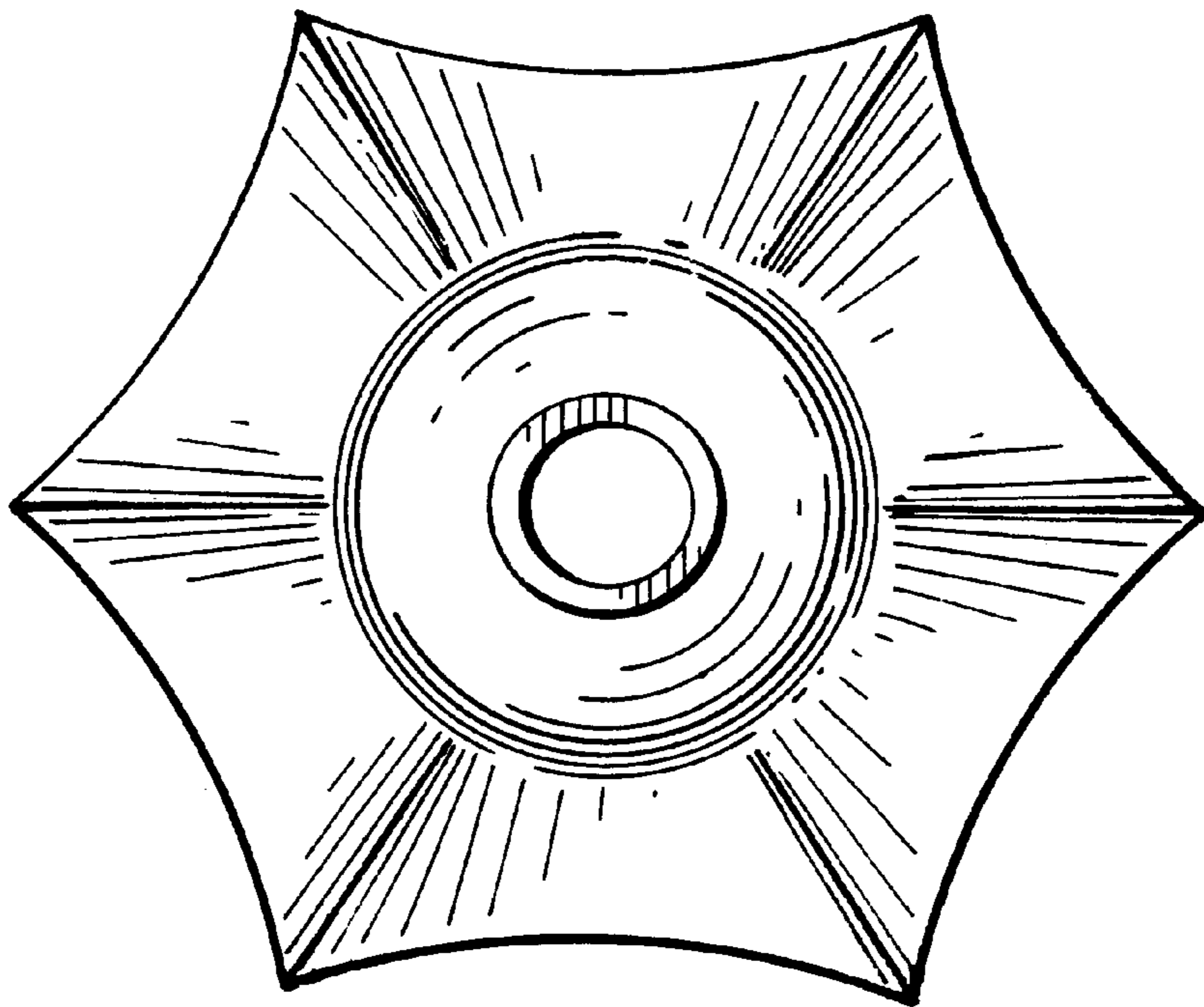


FIG. 5