



US00D448825B1

(12) **United States Design Patent**  
**Baron et al.**

(10) **Patent No.:** **US D448,825 S**

(45) **Date of Patent:** **\*\* Oct. 2, 2001**

(54) **SKATE FRAME**

(75) Inventors: **Pascal Baron**, Seynod; **Ivan Bosse**,  
Annecy, both of (FR)

(73) Assignee: **Salomon S.A.**, Metz-Tessy (FR)

(\*\*) Term: **14 Years**

(21) Appl. No.: **29/133,965**

(22) Filed: **Dec. 13, 2000**

(30) **Foreign Application Priority Data**

Jun. 13, 2000 (XH) ..... DM/052 620

(51) **LOC (7) Cl.** ..... **21-02**

(52) **U.S. Cl.** ..... **D21/771; D21/764**

(58) **Field of Search** ..... D21/760-764,  
D21/771; 280/11.2, 11.12, 11.19, 11.22,  
11.26, 11.27, 809, 825, 841

(56) **References Cited**

**U.S. PATENT DOCUMENTS**

D. 365,866 \* 1/1996 Cheng ..... D21/764  
D. 378,116 \* 2/1997 Chen ..... D21/764

D. 400,613 11/1998 De Marchi ..... D21/226  
D. 435,880 \* 1/2001 Demarchi ..... D21/771  
5,484,164 \* 1/1996 McInerney et al. .... 280/11.22

\* cited by examiner

*Primary Examiner*—Raphael Barkai

(74) *Attorney, Agent, or Firm*—Greenblum & Bernstein,  
P.L.C.

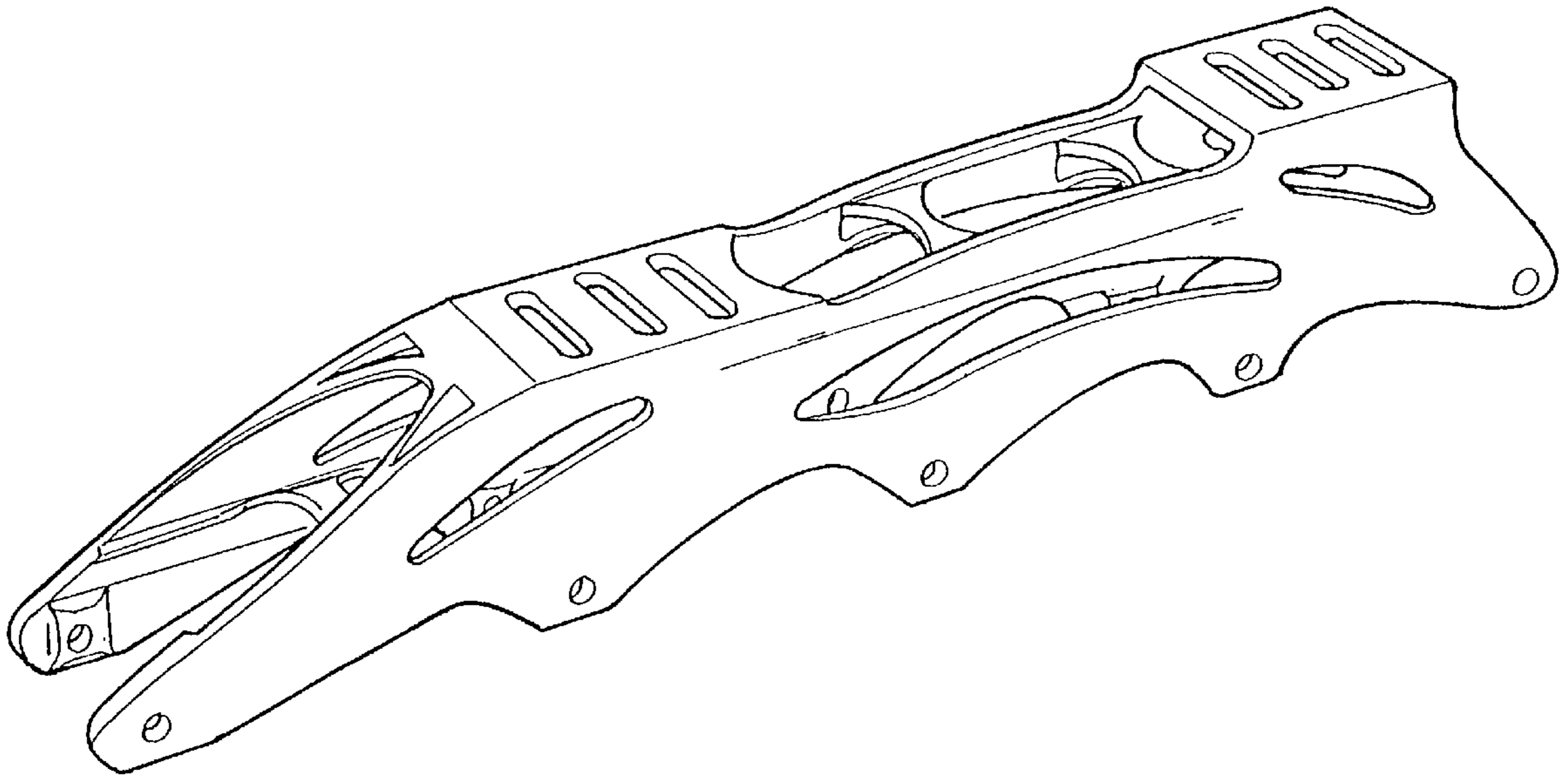
(57) **CLAIM**

We claim the ornamental design for a skate frame, as shown  
and described.

**DESCRIPTION**

FIG. 1 is a top view of a skate frame, showing our new  
design;  
FIG. 2 is a right side view thereof, the left side being a mirror  
image of the right side;  
FIG. 3 is a bottom view thereof;  
FIG. 4 is a rear end view thereof;  
FIG. 5 is a front end view thereof; and,  
FIG. 6 is a perspective view thereof, showing the left, front,  
and top.

**1 Claim, 2 Drawing Sheets**



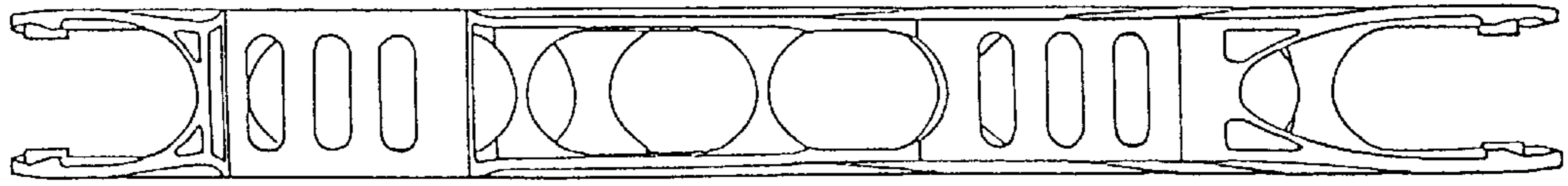


FIG. 1

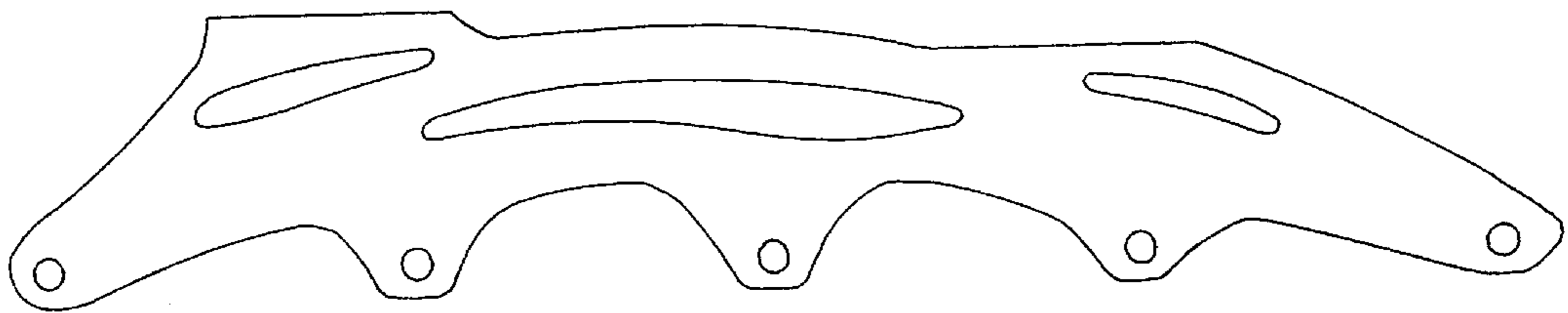


FIG. 2

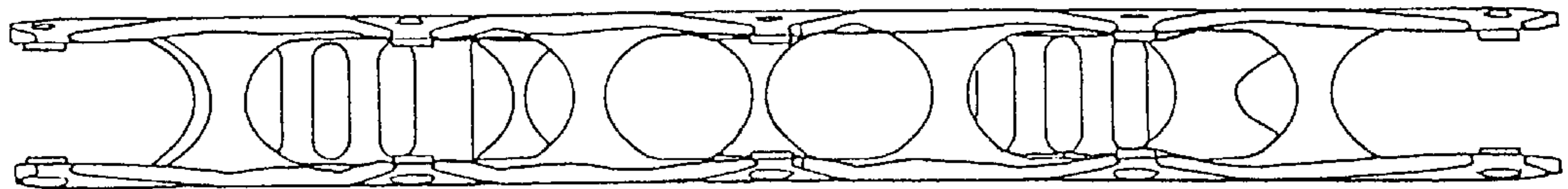


FIG. 3

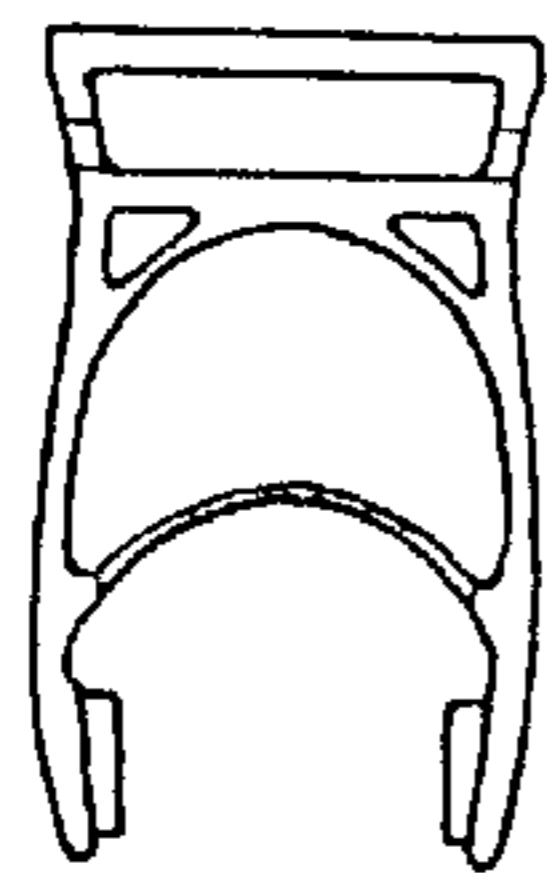


FIG. 5

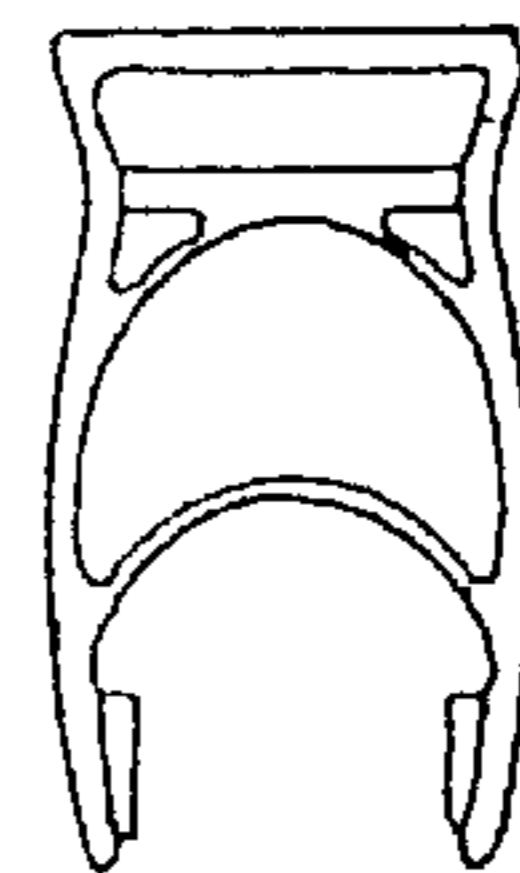


FIG. 4

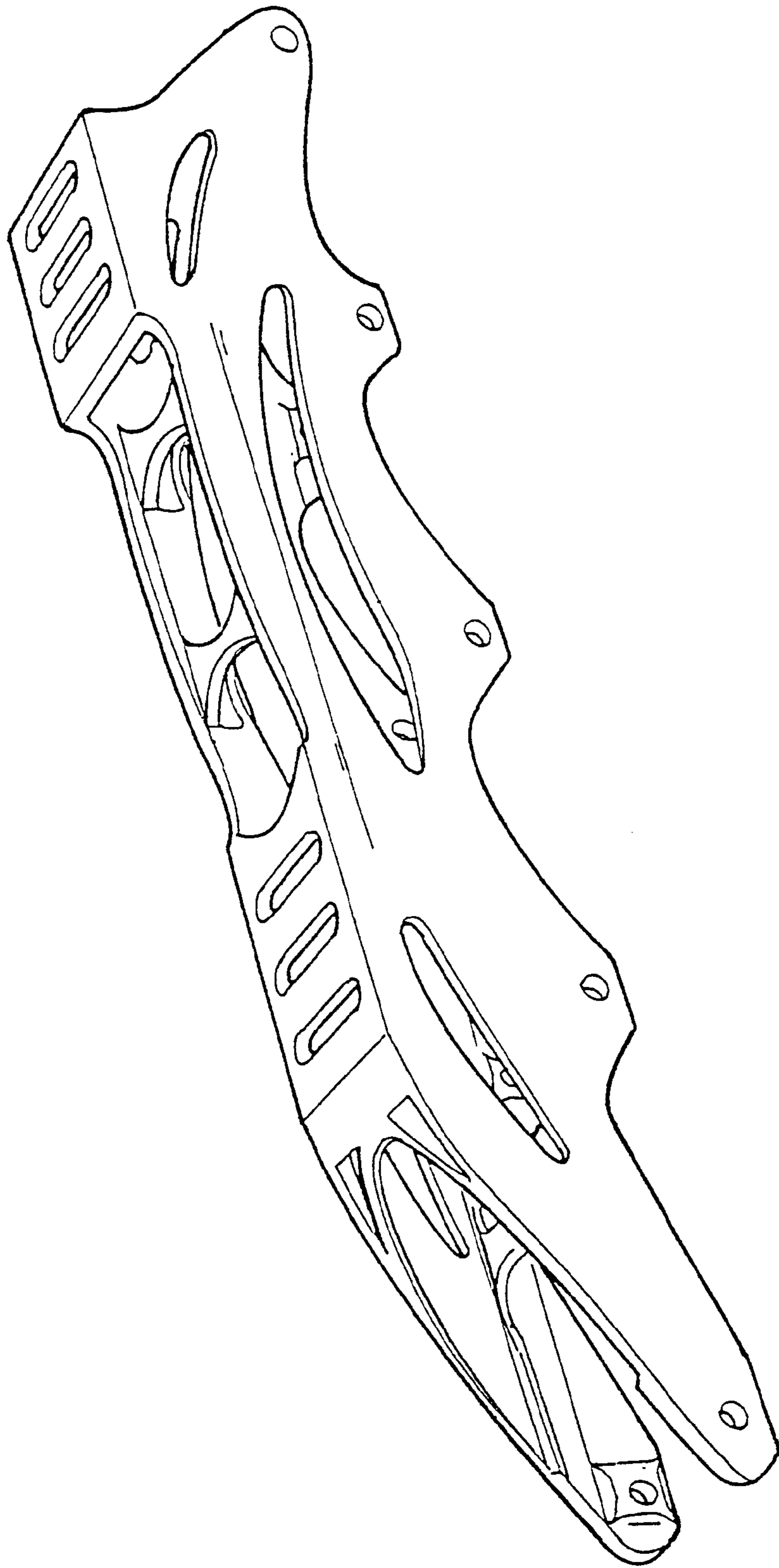


FIG. 6