



US00D448822B1

(12) **United States Design Patent**  
**Garcia**

(10) **Patent No.:** **US D448,822 S**

(45) **Date of Patent:** **\*\* Oct. 2, 2001**

(54) **HAND HELD PADDLE**

(76) **Inventor:** **Michael Garcia**, 4229 S. Killarney St.,  
Aurora, CO (US) 80013

(\*\*) **Term:** **14 Years**

(21) **Appl. No.:** **29/129,460**

(22) **Filed:** **Sep. 14, 2000**

**Related U.S. Application Data**

(63) Continuation-in-part of application No. 09/227,372, filed on  
Jan. 8, 1999, now abandoned.

(51) **LOC (7) Cl.** ..... **21-02**

(52) **U.S. Cl.** ..... **D21/731**

(58) **Field of Search** ..... D21/729, 731,  
D21/732; 473/47, 527, 528, 515; 273/342,  
412

(56) **References Cited**

**U.S. PATENT DOCUMENTS**

- D. 244,630 \* 6/1977 Krawagna ..... D21/791
- D. 255,137 \* 5/1980 Bowen ..... D21/732

- D. 315,586 \* 3/1991 Edelstein ..... D21/732
- D. 383,180 \* 9/1997 Briggs ..... D21/732
- 4,494,755 \* 1/1985 Caillouet ..... 473/47
- 5,297,798 \* 3/1994 Davila-Hernandez ..... 473/515

\* cited by examiner

*Primary Examiner*—Mitchell Siegel

(74) *Attorney, Agent, or Firm*—Donald W. Margolis;  
Emery L. Tracy

(57) **CLAIM**

The ornamental design for a hand held paddle, as shown and  
described.

**DESCRIPTION**

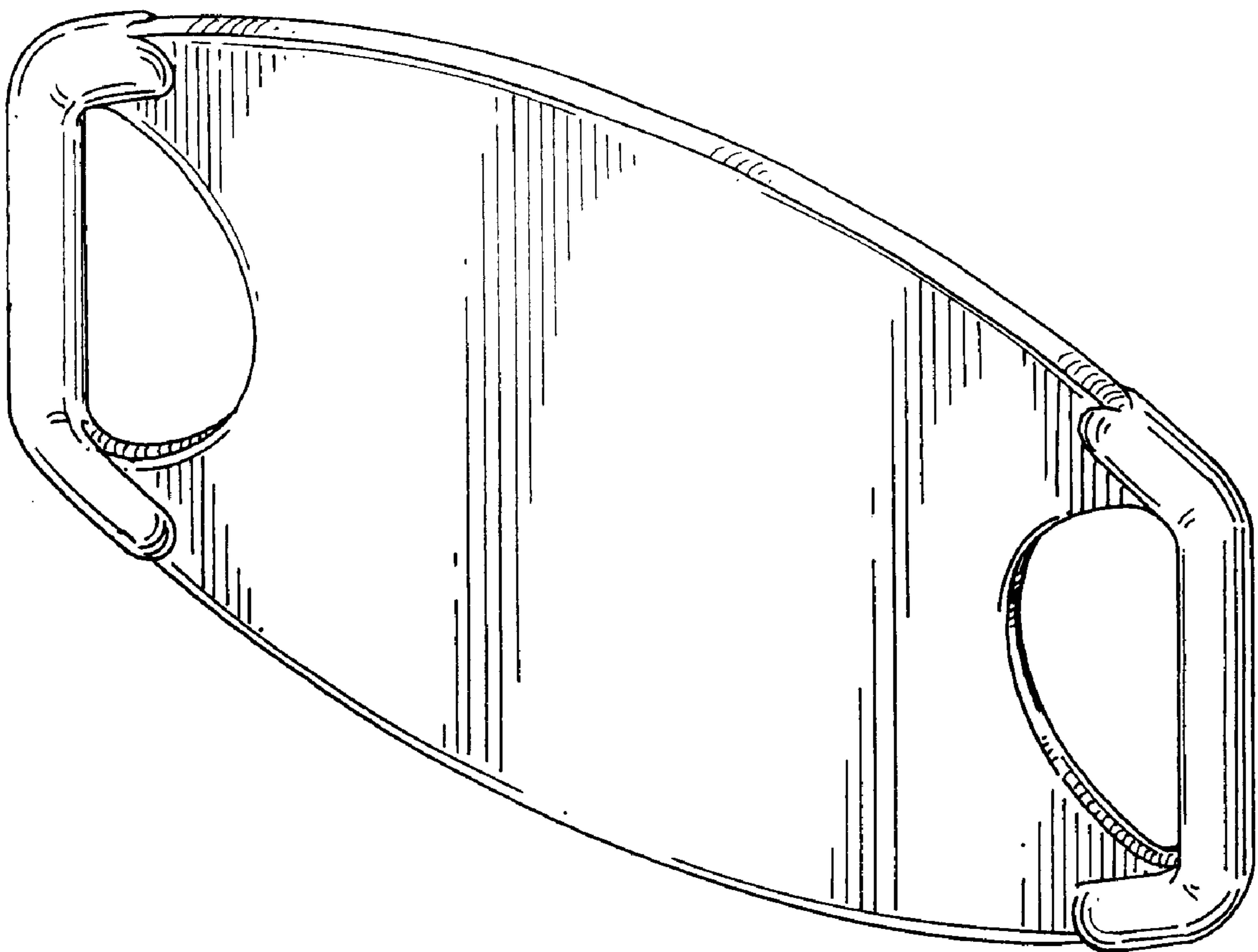
FIG. 1 is a front elevational view of a hand held paddle  
showing my new design, the rear elevational view thereof  
being the same;

FIG. 2 is a top plan view thereof, the bottom plan view  
thereof being the same;

FIG. 3 is a right side elevational view thereof, the left side  
elevational view thereof being the same; and,

FIG. 4 is an upper right side perspective view thereof.

**1 Claim, 1 Drawing Sheet**



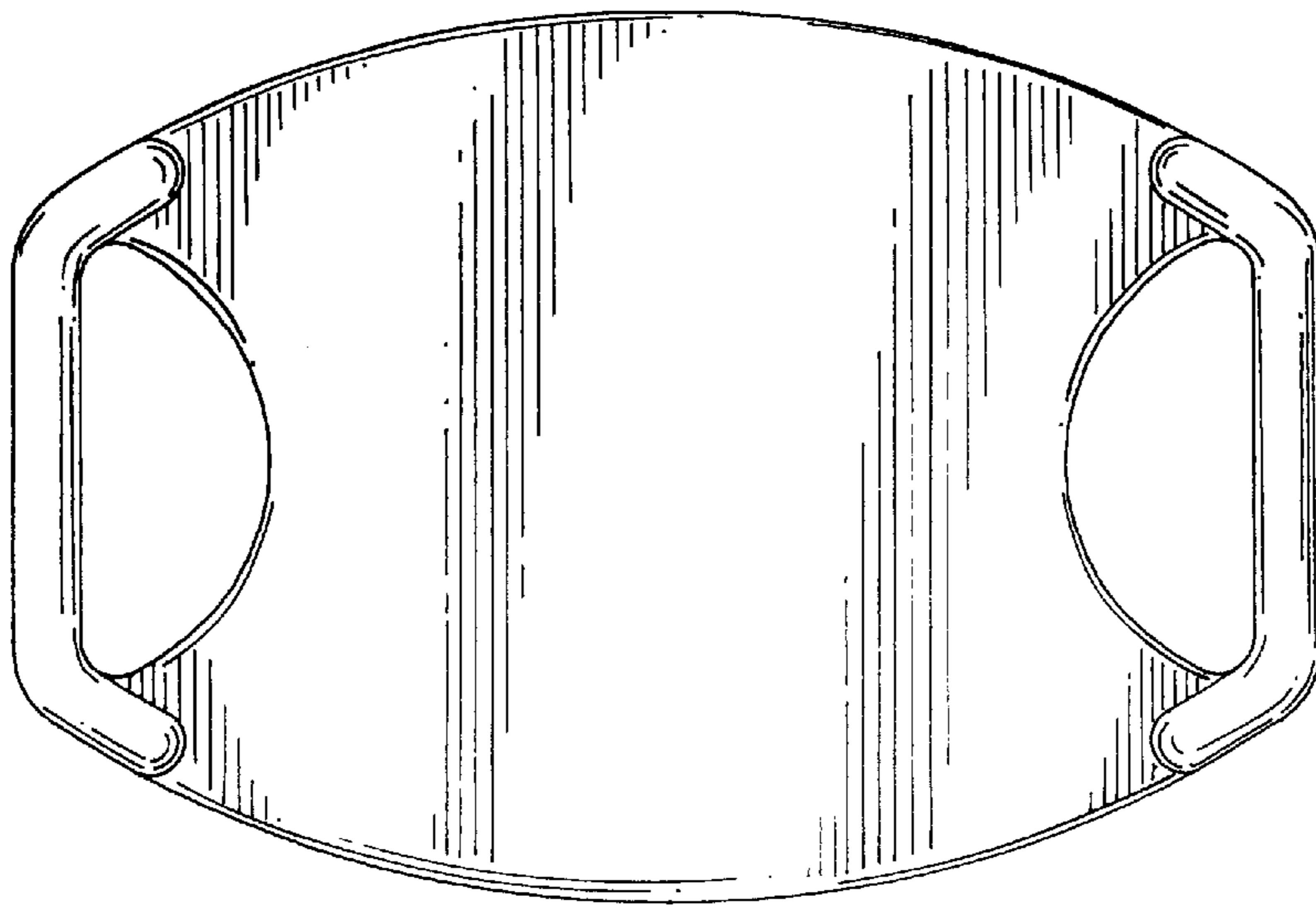


FIG. 1



FIG. 3

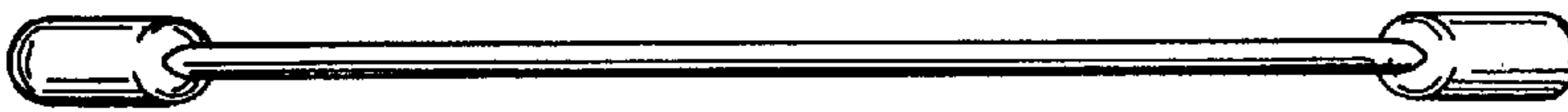


FIG. 2

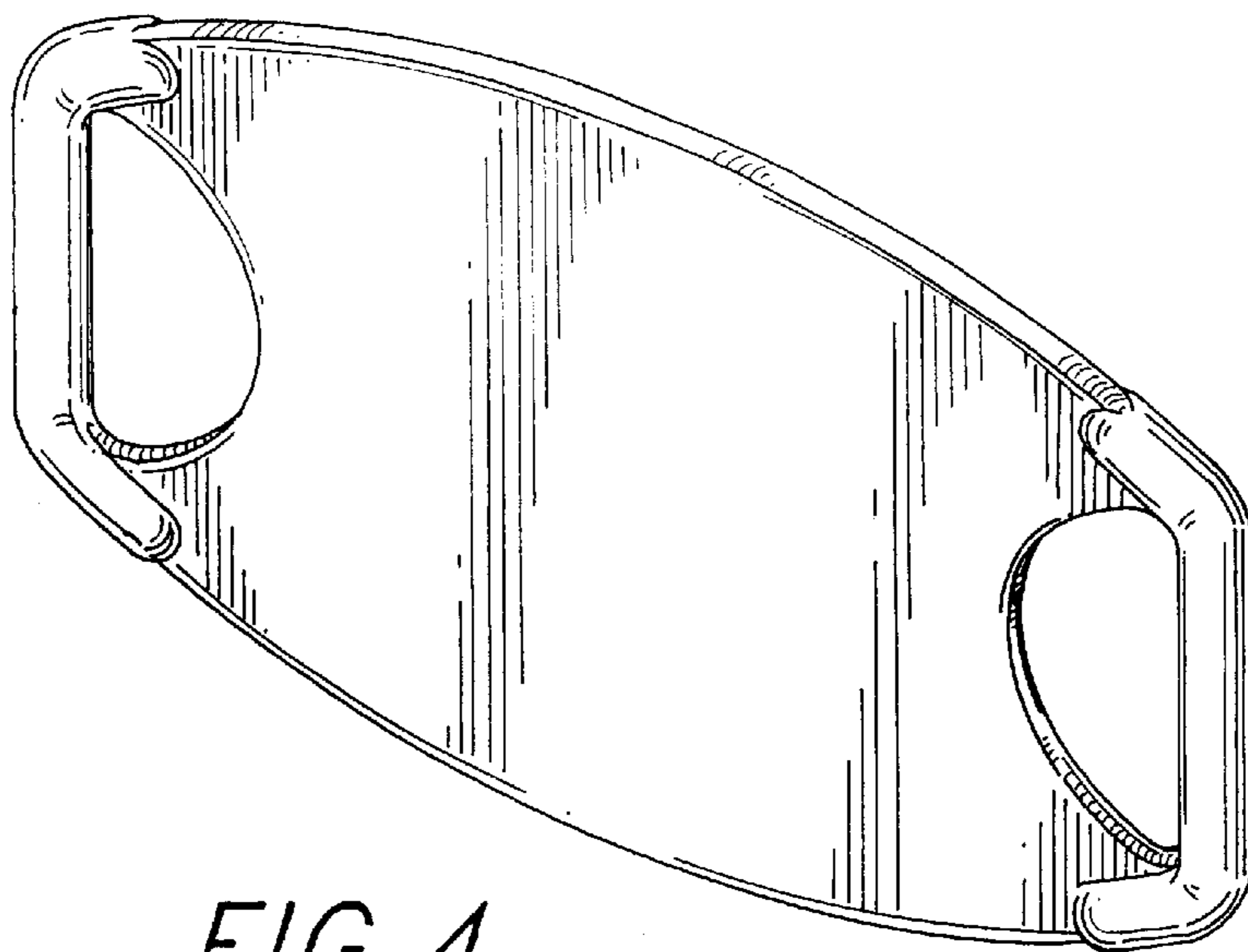


FIG. 4