



US00D448805B1

(12) **United States Design Patent**
Willat et al.

(10) **Patent No.:** **US D448,805 S**

(45) **Date of Patent:** **** Oct. 2, 2001**

(54) **WRITING INSTRUMENT GRIP AND BODY**

(75) Inventors: **Boyd I. Willat**, Los Angeles; **Paul Bob Velick**, Mar Vista, both of CA (US)

(73) Assignee: **Willat Writing Instruments, Inc.**, Carlsbad, CA (US)

(**) Term: **14 Years**

(21) Appl. No.: **29/111,530**

(22) Filed: **Dec. 17, 1999**

(51) **LOC (7) Cl.** **19-06**

(52) **U.S. Cl.** **D19/55; D19/51**

(58) **Field of Search** D19/35, 36, 41-51,
D19/53-58, 81-85; 401/99, 100, 6, 7, 88,
209, 221, 196-202, 261, 262

(56) **References Cited**

U.S. PATENT DOCUMENTS

- D. 64,772 5/1924 Swanberg .
- D. 89,339 2/1933 Hale .
- D. 100,845 8/1936 Bloser .
- D. 265,212 6/1982 Spiegel .
- D. 314,978 2/1991 Oka .
- D. 319,662 9/1991 Henry .
- D. 337,611 * 7/1993 Peersmann D19/48
- D. 338,915 8/1993 Willat .
- D. 388,825 * 1/1998 Kouda D19/49
- D. 395,919 * 7/1998 Rosenbaum D19/51
- D. 397,150 * 8/1998 Izushima D19/51
- D. 400,581 * 11/1998 Hasegawa D19/51
- D. 402,693 * 12/1998 Sunaga D19/48
- D. 404,070 * 1/1999 Hasegawa D19/51

- D. 413,145 * 8/1999 Brescia et al. D19/51
- D. 418,873 * 1/2000 Shen D19/51
- D. 424,110 * 5/2000 Hu D19/51
- 2,236,194 * 3/1941 Lorber 401/88
- 2,845,047 7/1958 McKendree .
- 4,601,598 7/1986 Schwartz et al. .
- 4,932,800 6/1990 Lin et al. .
- 5,000,599 3/1991 McCall et al. .

OTHER PUBLICATIONS

SENSA brand pen, at least as early as 1998.

* cited by examiner

Primary Examiner—Martie K. Holtje

(74) *Attorney, Agent, or Firm*—Sheppard, Mullin, Richter & Hampton LLP; Timothy L. Epp

(57) **CLAIM**

The ornamental design for a writing instrument grip and body, as shown and described.

DESCRIPTION

FIG. 1 is a perspective view of a writing instrument grip and body embodying the new design;

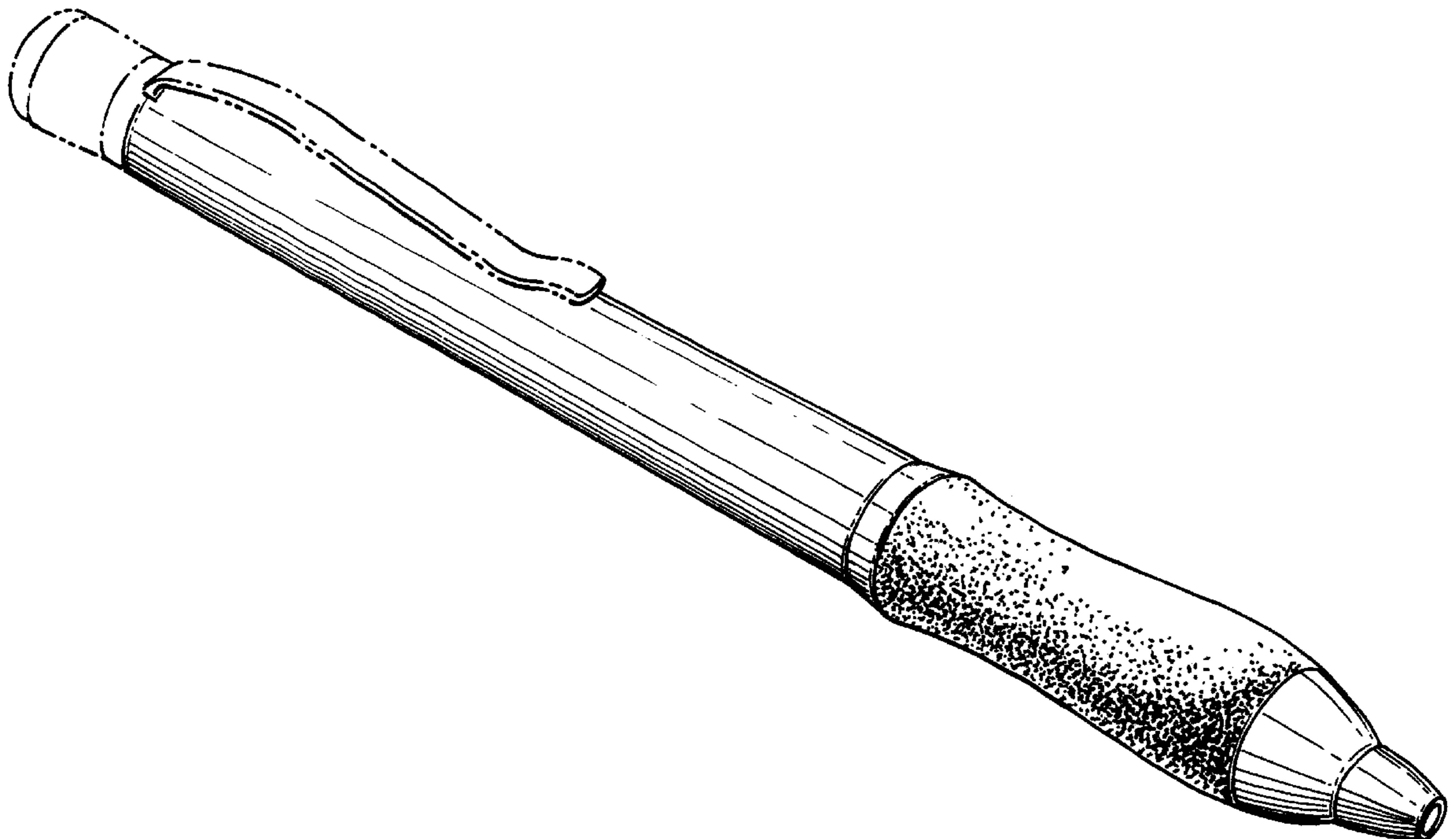
FIG. 2 is a left side elevational view thereof, the right side elevational and the top and bottom plan views being the same;

FIG. 3 is a bottom plan view thereof; and,

FIG. 4 is a top plan view thereof.

The broken line showing of a clip and an end piece is for illustrative purposes only and forms no part of the claimed design.

1 Claim, 2 Drawing Sheets



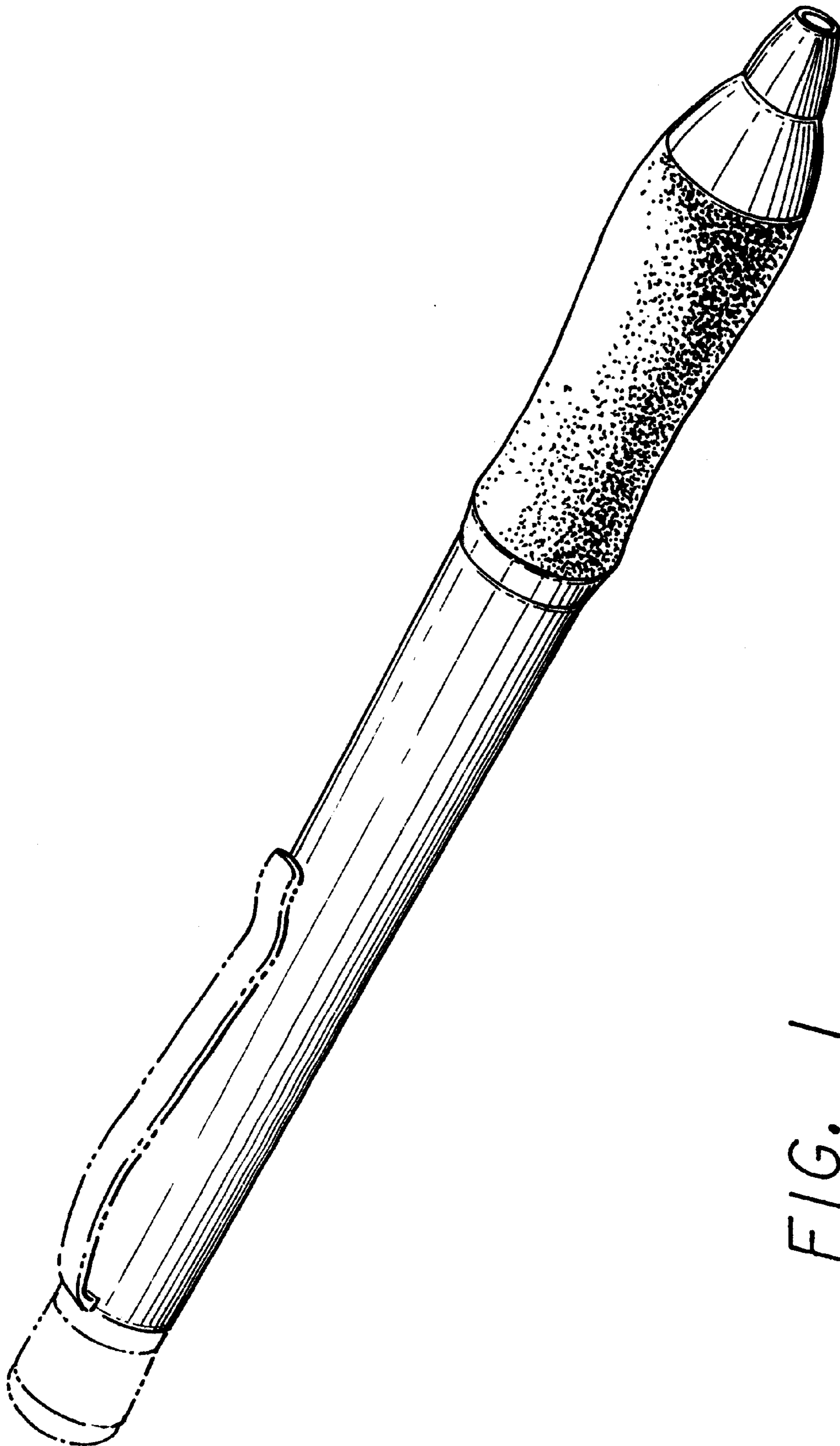


FIG. 1

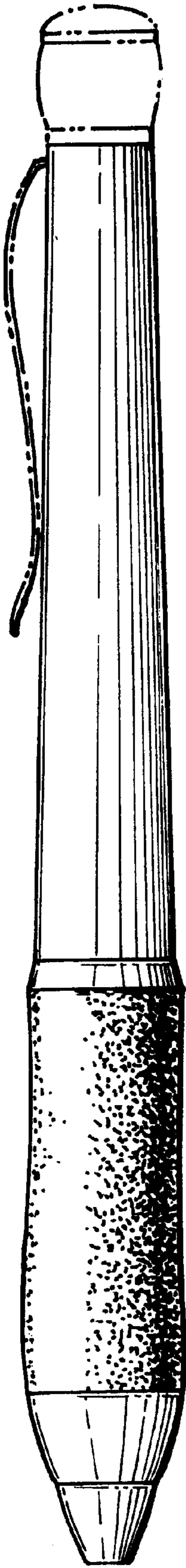


FIG. 2

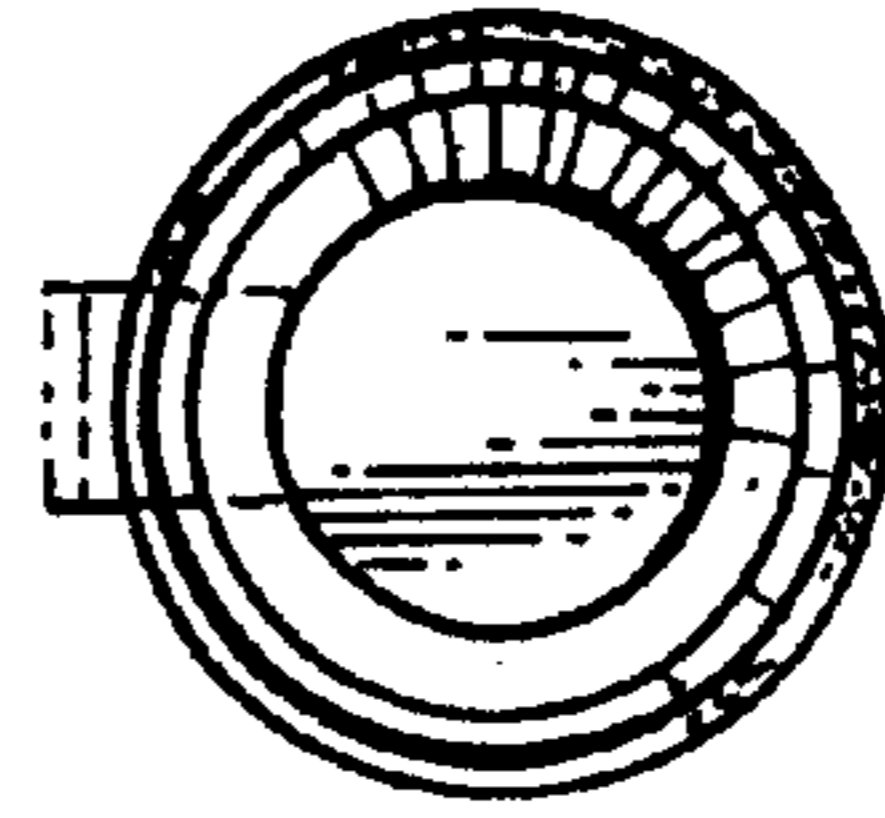


FIG. 3

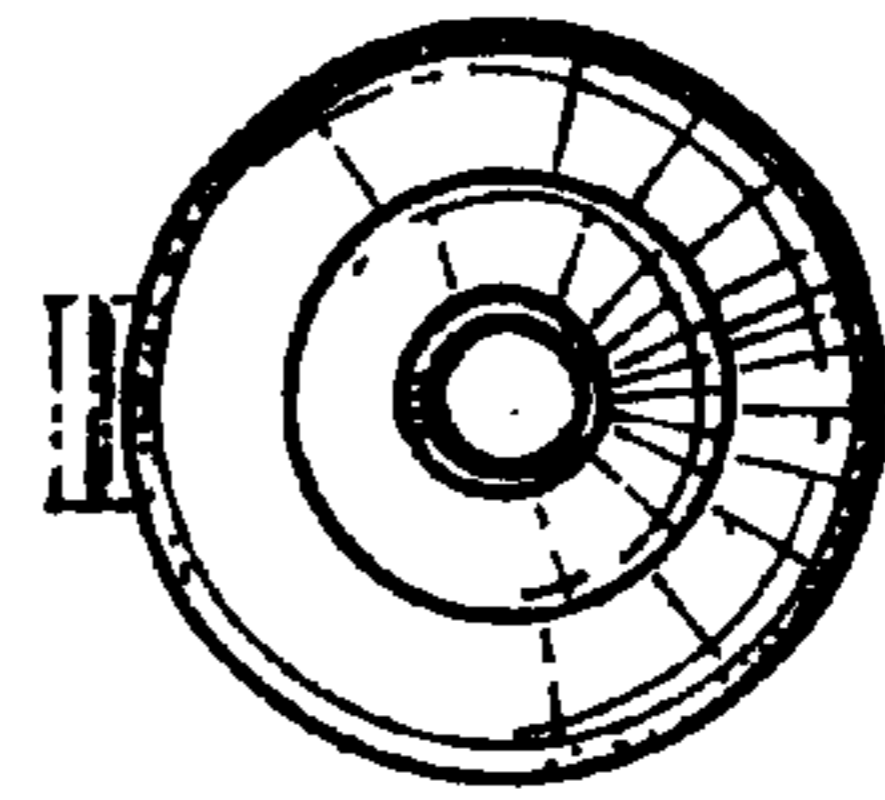


FIG. 4