



US00D448804B1

(12) **United States Design Patent**
Izushima

(10) **Patent No.: US D448,804 S**

(45) **Date of Patent: ** *Oct. 2, 2001**

(54) **WRITING INSTRUMENT**

D. 395,447 * 6/1998 Izushima D19/49
D. 397,150 * 8/1998 Izushima D19/51

(75) Inventor: **Hiromichi Izushima**, Kawagoe (JP)

* cited by examiner

(73) Assignee: **Kotobuki & Co., Ltd.**, Kyoto (JP)

Primary Examiner—Martie K. Holtje

(*) Notice: This patent is subject to a terminal disclaimer.

(74) *Attorney, Agent, or Firm*—McGinn & Gibb, PLLC

(**) Term: **14 Years**

(57) **CLAIM**

The ornamental design for a writing instrument, as shown and described.

(21) Appl. No.: **29/124,938**

DESCRIPTION

(22) Filed: **Jun. 14, 2000**

(30) **Foreign Application Priority Data**

Dec. 14, 1999 (JP) 11-34424

FIG. 1 is a front elevational view of the writing instrument according to the present invention;

(51) **LOC (7) Cl.** **19-06**

FIG. 2 is a right side elevational view of the writing instrument of FIG. 1, the left side being a mirror image of the right side;

(52) **U.S. Cl.** **D19/51; D19/56**

FIG. 3 is a rear elevational view of the writing instrument of FIG. 1;

(58) **Field of Search** D19/35, 36, 41-51,
D19/53-58, 81-85; 401/99, 100, 103, 104,
106, 109, 110, 115, 116, 209

FIG. 4 is a top plan view of the writing instrument of FIG. 1;

(56) **References Cited**

FIG. 5 is a bottom plan view of the writing instrument of FIG. 1; and,

U.S. PATENT DOCUMENTS

D. 183,917 * 11/1958 Dreyfuss D19/51
D. 206,636 * 1/1967 Zierhut et al. D19/51
D. 377,195 * 1/1997 Takahashi D19/51

FIG. 6 is a perspective view of the writing instrument of FIG. 1, with the writing tip of the writing instrument being projected.

1 Claim, 2 Drawing Sheets

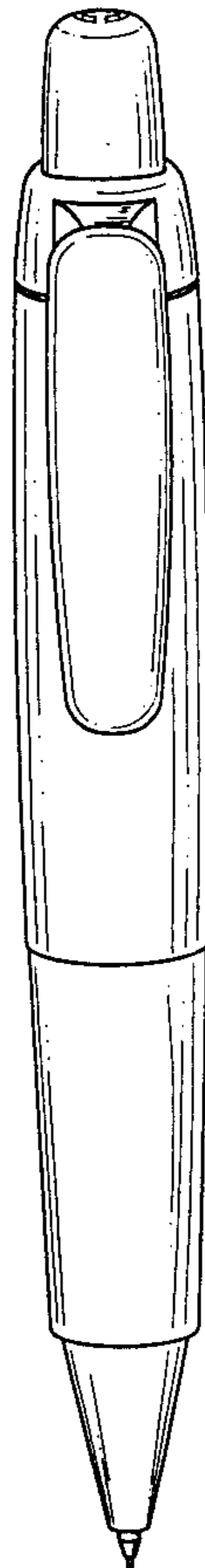


FIG. 2




FIG. 1

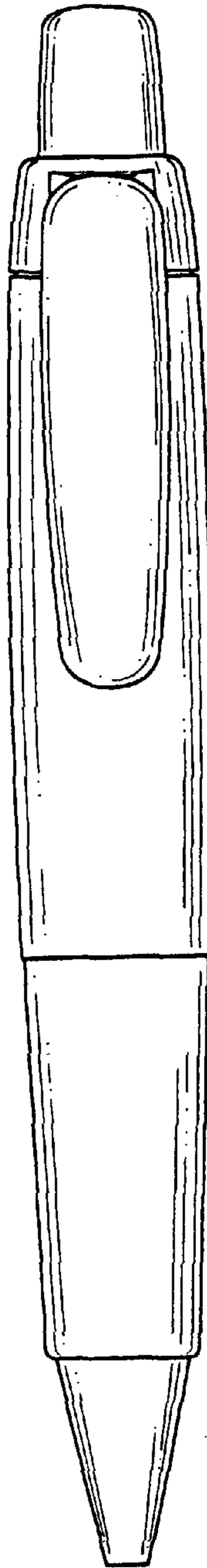


FIG. 3

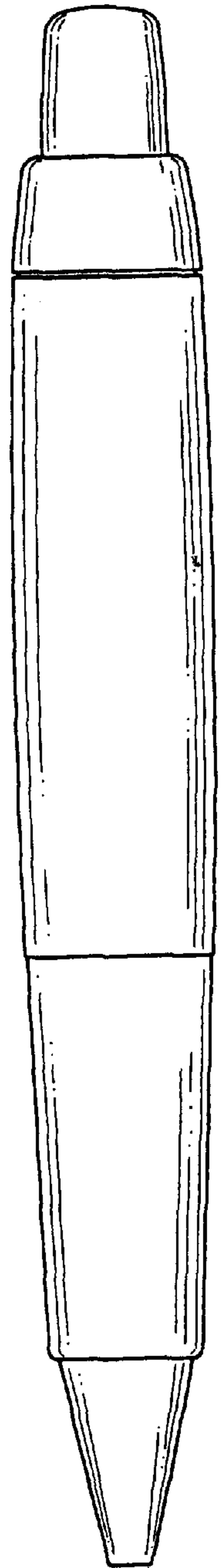


FIG. 6

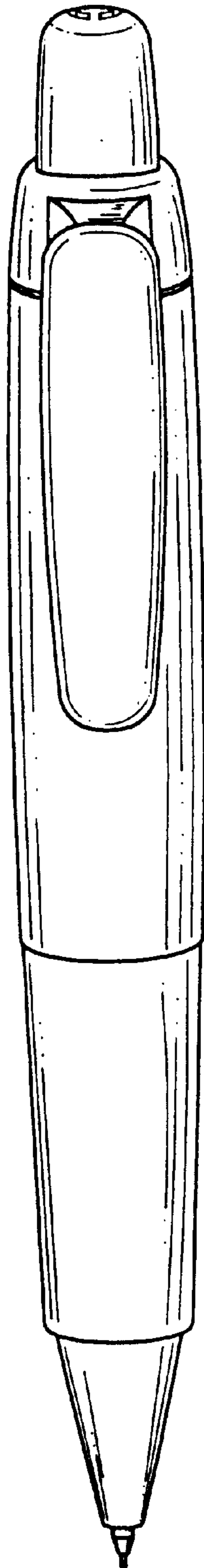


FIG. 4




FIG. 5

