



US00D448801B1

(12) **United States Design Patent**  
**Lariviere, Jr. et al.**

(10) **Patent No.: US D448,801 S**  
(45) **Date of Patent: \*\* Oct. 2, 2001**

- (54) **OVAL CUTTING TEMPLATE**
- (76) Inventors: **Richard L. Lariviere, Jr.; D. Marie Lariviere**, both of 17 Jay's La., Hanover, MA (US) 02339
- (\*\*) Term: **14 Years**
- (21) Appl. No.: **29/139,698**
- (22) Filed: **Apr. 4, 2001**

2,933,818	*	4/1960	Palmer	.....	33/565
3,037,293	*	6/1962	Yost	.....	33/565
3,364,598		1/1968	Cook	.	
3,574,017		4/1971	Kass	.	
4,230,164		10/1980	Mericle	.	
4,586,714		5/1986	Lenkoff	.	
5,511,316	*	4/1996	Fischer et al.	.....	33/1 F
5,865,928		2/1999	Lariviere, Jr.	.	
6,216,354	*	4/2001	Carbone	.....	33/565

**Related U.S. Application Data**

- (62) Division of application No. 09/256,866, filed on Feb. 24, 1999.
- (51) **LOC (7) Cl.** ..... **19-06**
- (52) **U.S. Cl.** ..... **D19/39; D19/40; D10/64**
- (58) **Field of Search** ..... D10/64; D19/35, D19/36, 37, 39, 40, 65; 144/144.1, 145.1; 434/81, 85, 87, 90, 96; 33/562, 563, 564, 565, 566, 1 F, 1 LE, 1 AA, 1 B; 156/62, 63, 256, 263, 267

**References Cited**

**U.S. PATENT DOCUMENTS**

D. 138,017	*	6/1944	Gilardi	.....	D10/64
D. 141,882	*	7/1945	Matson	.....	D10/62
D. 167,043	*	6/1952	Kintz	.....	D10/64
D. 195,782	*	7/1963	Drinkwater et al.	.....	D10/64
D. 282,671	*	2/1986	Papsdorf	.....	D19/39
1,879,624		9/1932	Lockwood	.	
2,334,913		11/1943	Eisenberg	.	
2,478,071	*	8/1949	Agrillo	.....	33/565
2,586,039		2/1952	Heggedal	.	
2,906,023	*	9/1959	Fisher	.....	33/1 B

**OTHER PUBLICATIONS**

Visual Systems Company Inc., 1986/87 Catalog, see circled template, p. 174.\*  
Visual Systems Company Inc., 1986/87 Catalog, see circled template, p. 179.\*

\* cited by examiner

*Primary Examiner*—Martie K. Holtje  
(74) *Attorney, Agent, or Firm*—Morriss, Bateman, O'Bryant & Compagni

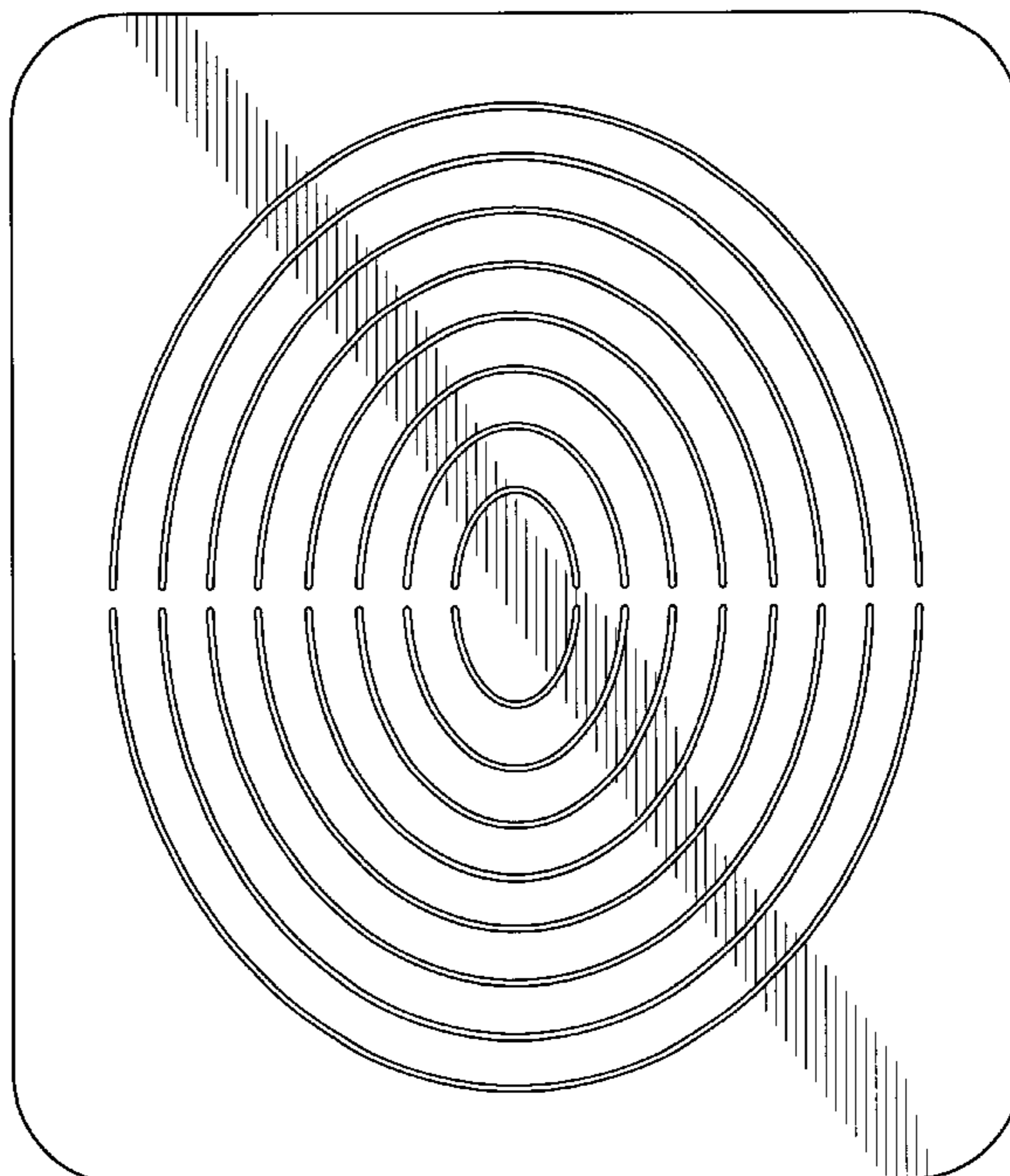
**CLAIM**

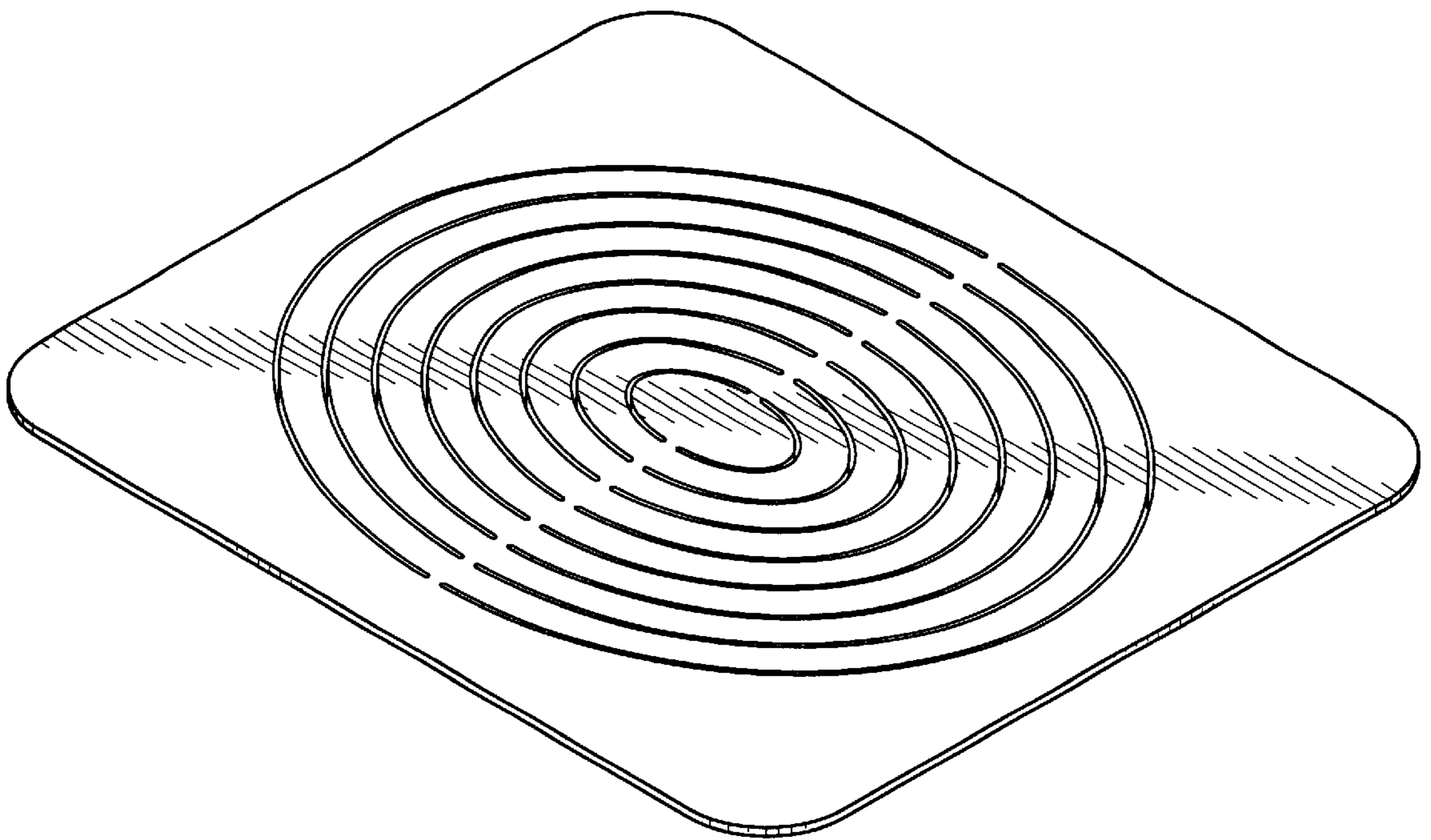
(57) The ornamental design for an oval cutting template, as shown and described.

**DESCRIPTION**

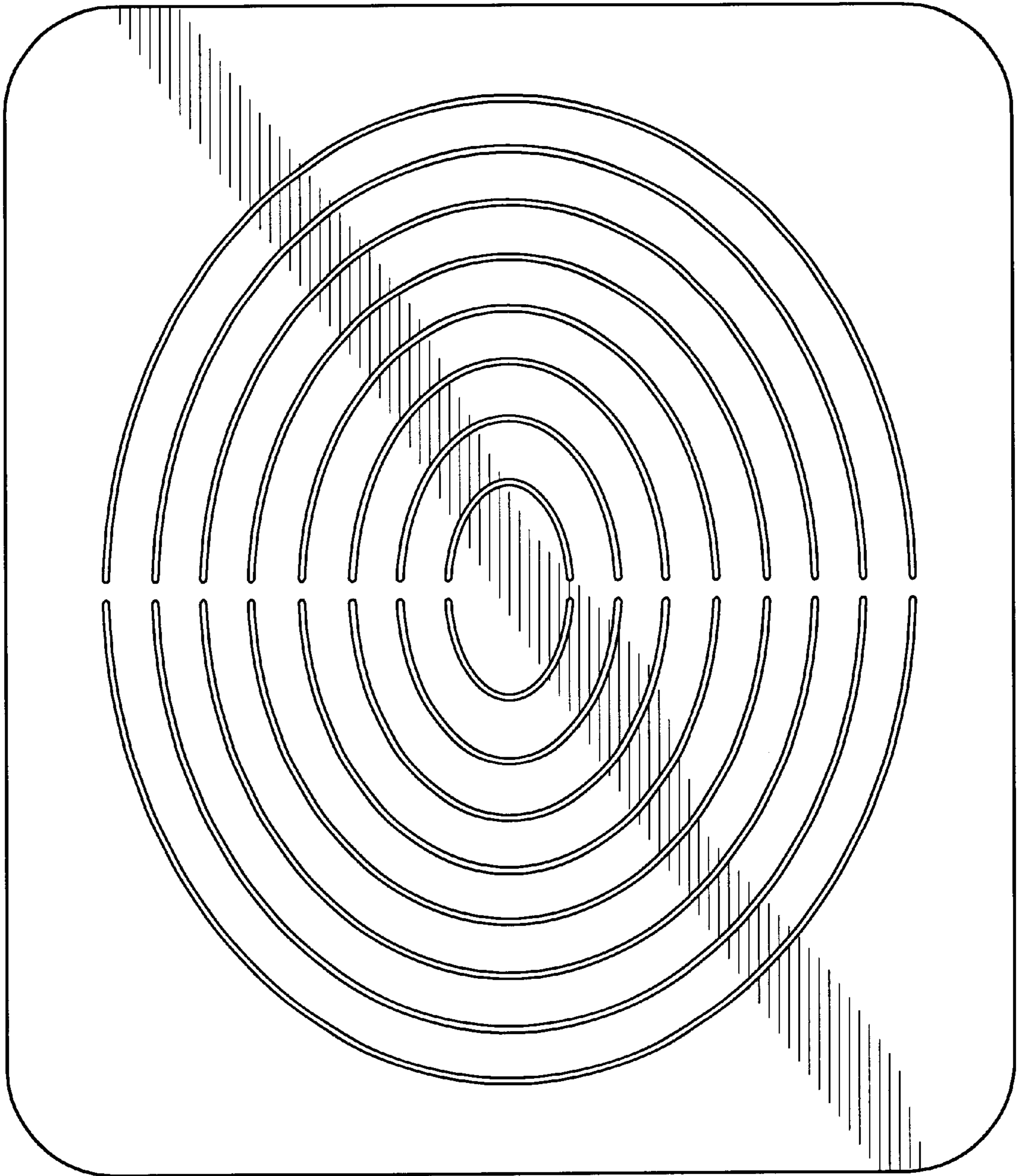
FIG. 1 is a perspective view of the oval cutting template; FIG. 2 is a front view of the oval cutting template; FIG. 3 is a rear view of the oval cutting template; FIG. 4 is a top side view of the oval cutting template; FIG. 5 is a bottom side view of the oval cutting template; FIG. 6 is a left side view of the oval cutting template; and, FIG. 7 is a right side view of the oval cutting template.

**1 Claim, 3 Drawing Sheets**

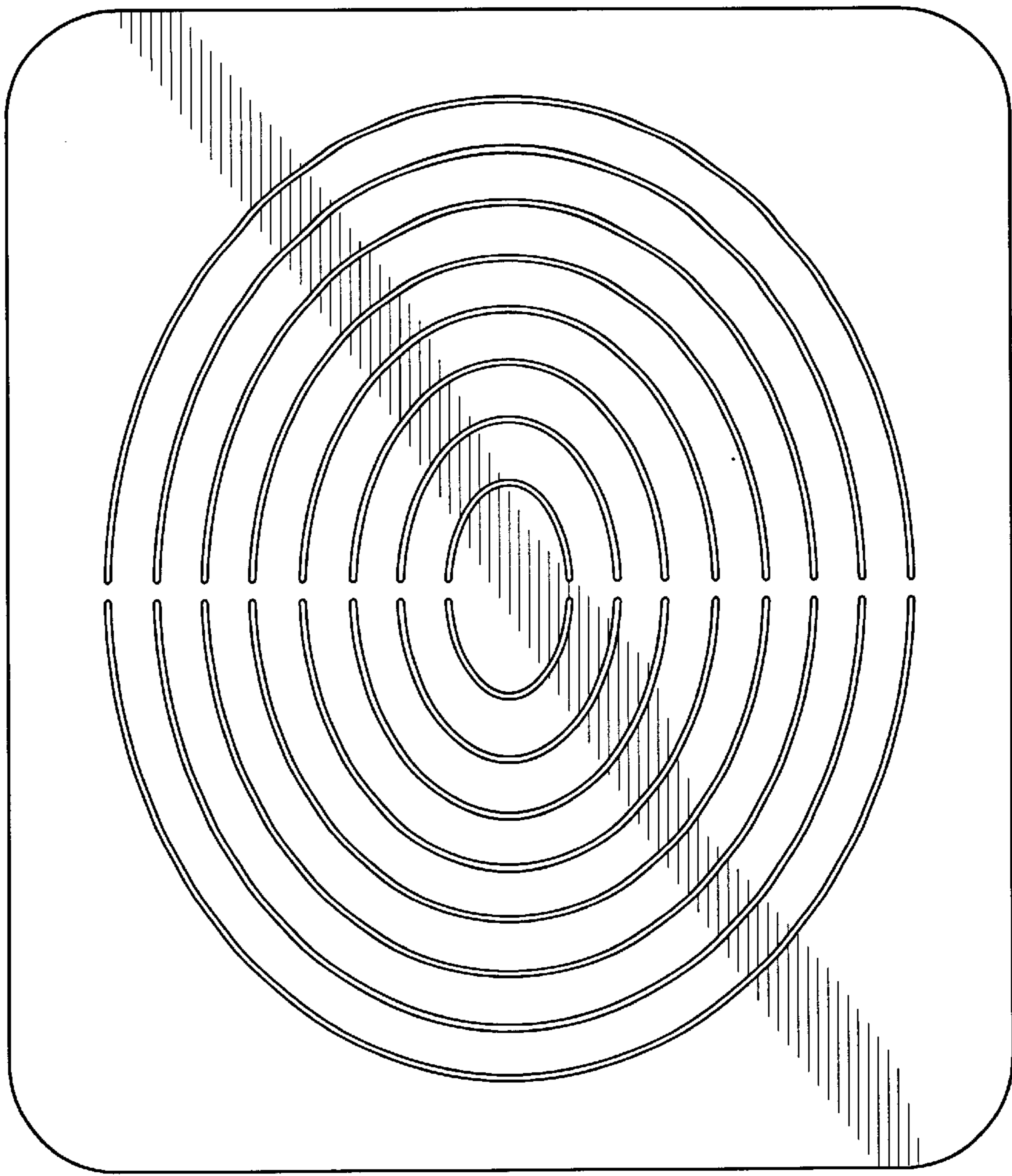




**Fig. 1**




**Fig. 2**



**Fig. 3**



**Fig. 4**



**Fig. 5**



**Fig. 6**



**Fig. 7**