



US00D448792B1

(12) **United States Design Patent**
Miceli

(10) **Patent No.:** **US D448,792 S**

(45) **Date of Patent:** **** Oct. 2, 2001**

(54) **EYEGLOSS FRAME**

(76) **Inventor:** **Sylvana Miceli**, 40 Rock Spring Ave.,
West Orange, NJ (US) 07052

(**) **Term:** **14 Years**

(21) **Appl. No.:** **29/138,968**

(22) **Filed:** **Mar. 22, 2001**

(51) **LOC (7) Cl.** **16-06**

(52) **U.S. Cl.** **D16/327; D16/335; D16/306**

(58) **Field of Search** **D16/101, 300-330,**
D16/335; 351/41, 44, 51, 52, 111, 158;
2/447, 448

(56) **References Cited**

U.S. PATENT DOCUMENTS

- D. 27,851 * 11/1897 Marshutz D16/335
- D. 67,790 * 7/1925 Chiasson D16/306
- D. 164,145 * 7/1951 Wright D16/335
- D. 164,146 * 7/1951 Wright D16/335

- D. 183,845 * 11/1958 Liautaud D16/328
- D. 369,614 * 5/1996 Fukuchi D16/327
- D. 426,255 * 6/2000 Hirschman et al. D16/328
- 503,803 * 8/1893 Orth D16/335

* cited by examiner

Primary Examiner—Raphael Barkai

(74) *Attorney, Agent, or Firm*—Francis C. Hand, Esq.;
Carella, Byrne, Bain, Gilfillan, Cecchi, Stewart & Olstein

(57) **CLAIM**

The ornamental design for an eyeglass frame, as shown.

DESCRIPTION

FIG. 1 illustrates a left hand side view of the eyeglass frame;
 FIG. 2 illustrates a top view of the eyeglass frame;
 FIG. 3 illustrates a bottom view of the eyeglass frame;
 FIG. 4 illustrates a front view of the eyeglass frame;
 FIG. 5 illustrates a perspective view of the eyeglass frame;
 and,
 FIG. 6 illustrates a back view of the eyeglass frame.

1 Claim, 3 Drawing Sheets




FIG. 1




FIG. 2




FIG. 3




FIG. 4




FIG. 5

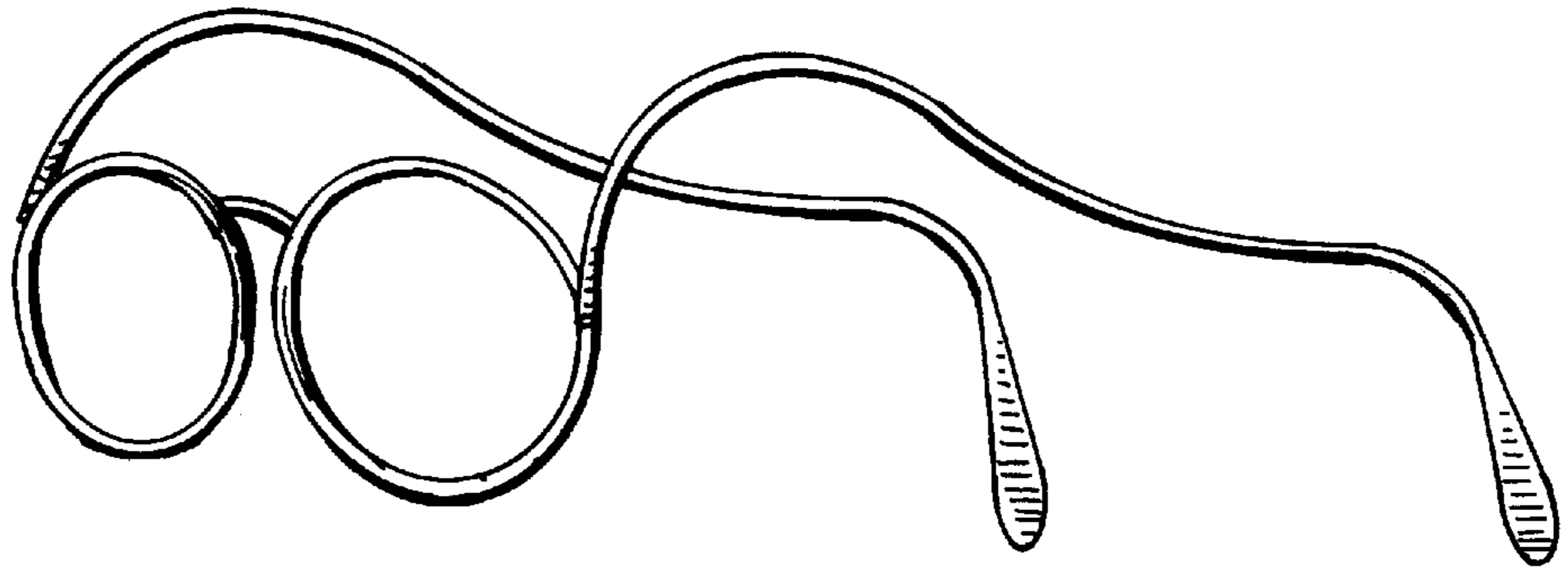


FIG. 6

