



US00D448760B1

(12) **United States Design Patent**
Higashi et al.

(10) **Patent No.:** **US D448,760 S**

(45) **Date of Patent:** **** Oct. 2, 2001**

(54) **KEYPAD FOR A HANDSET**

(75) Inventors: **Jeffrey Higashi**, Sherman Oaks; **Kelley Ann Chao-Fei Ching Lee**, Pasadena; **Dimitre Mehandjiysky**, Woodland Hills, all of CA (US)

(73) Assignee: **Nokia Mobile Phones Ltd.**, Espoo (FI)

(**) Term: **14 Years**

(21) Appl. No.: **29/130,099**

(22) Filed: **Sep. 27, 2000**

(51) **LOC (7) Cl.** **14-03**

(52) **U.S. Cl.** **D14/247**

(58) **Field of Search** D14/137, 191,
D14/138, 218, 147-148, 247-248, 144,
249, 455, 341-347, 456; 379/433.434, 419,
420, 368, 428, 440, 364; 455/550-575,
90; D13/168

(56) **References Cited**

U.S. PATENT DOCUMENTS

D. 395,431	*	6/1998	Harris et al.	D14/138
D. 407,399	*	3/1999	Frye et al.	D14/138
D. 408,813	*	4/1999	Prior	D14/138
D. 412,704	*	8/1999	Vuolteenaho et al.	D14/138
D. 413,896	*	9/1999	Frye et al.	D14/247
D. 415,152	*	10/1999	Koo	D14/138
D. 415,489	*	10/1999	Ke	D14/138

D. 421,019	*	2/2000	Curtis	D14/247
D. 428,401	*	7/2000	Curtis	D14/138
D. 428,879	*	8/2000	Frye et al.	D14/247
D. 429,240	*	8/2000	Curtis	D14/247
D. 436,590	*	1/2001	Finkbeiner	D14/247
D. 436,938	*	1/2001	Won	D14/138
D. 439,573	*	3/2001	DeLeon	D14/138
D. 440,951	*	4/2001	Kolinen	D14/138
5,546,457	*	8/1996	Tomura et al.	379/368
5,745,566	*	4/1998	Petrella et al.	379/433
5,867,772	*	2/1999	Jonsson et al.	455/90
5,982,881	*	11/1999	Mischenko	379/433
6,006,118	*	12/1999	Stephenson	455/575

* cited by examiner

Primary Examiner—Jeffrey Asch

(74) *Attorney, Agent, or Firm*—Brian T. Rivers

(57) **CLAIM**

The ornamental design for a keypad for a handset, as shown.

DESCRIPTION

FIG. 1 is a bottom plan view of the keypad for a handset; FIG. 2 is a rear view thereof; FIG. 3 is a right side view thereof; FIG. 4 is a front view thereof; FIG. 5 is a left side view thereof; FIG. 6 is a top plan view thereof; FIG. 7 is a perspective front view thereof; and, FIG. 8 is a perspective rear view thereof.

1 Claim, 1 Drawing Sheet

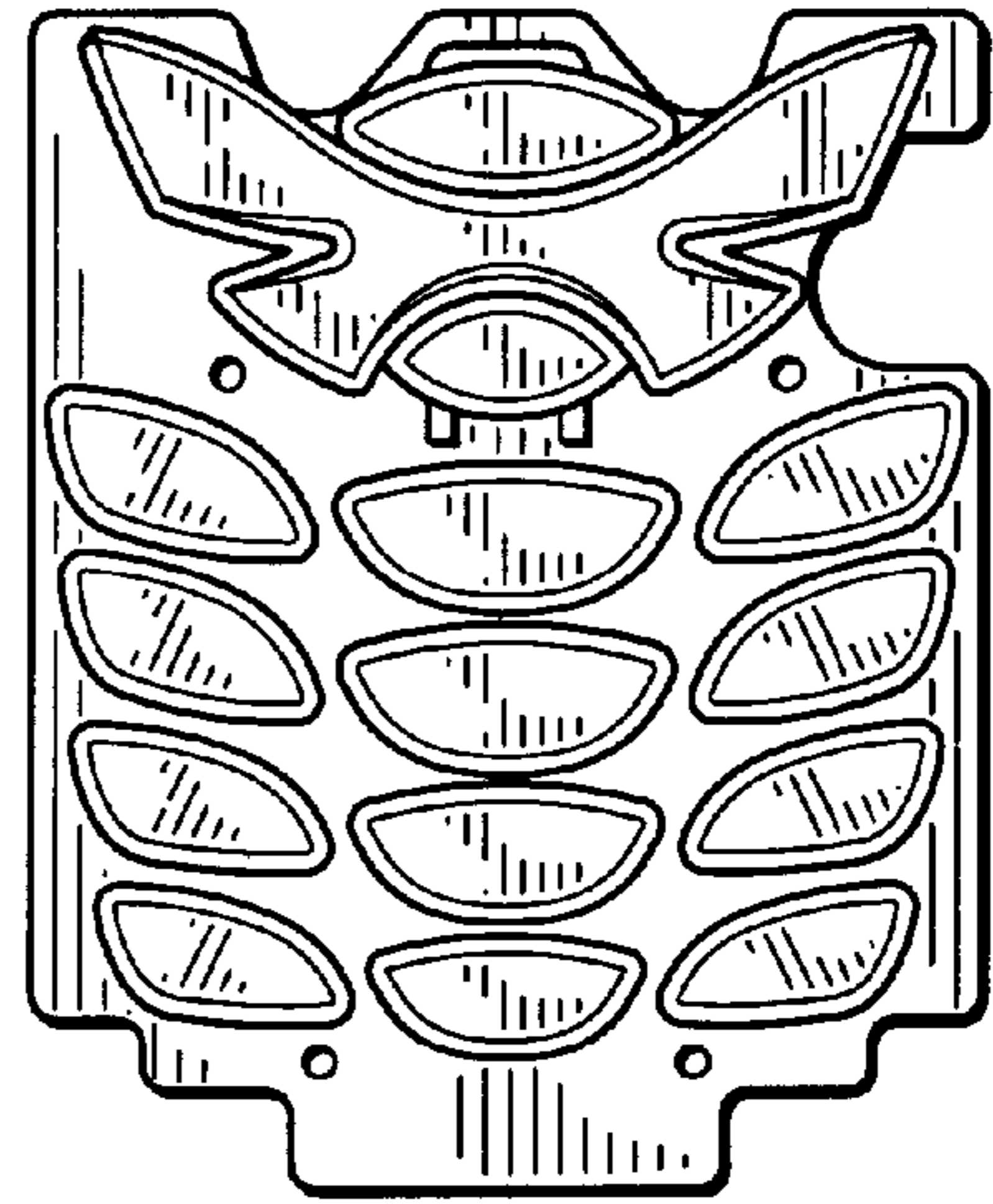
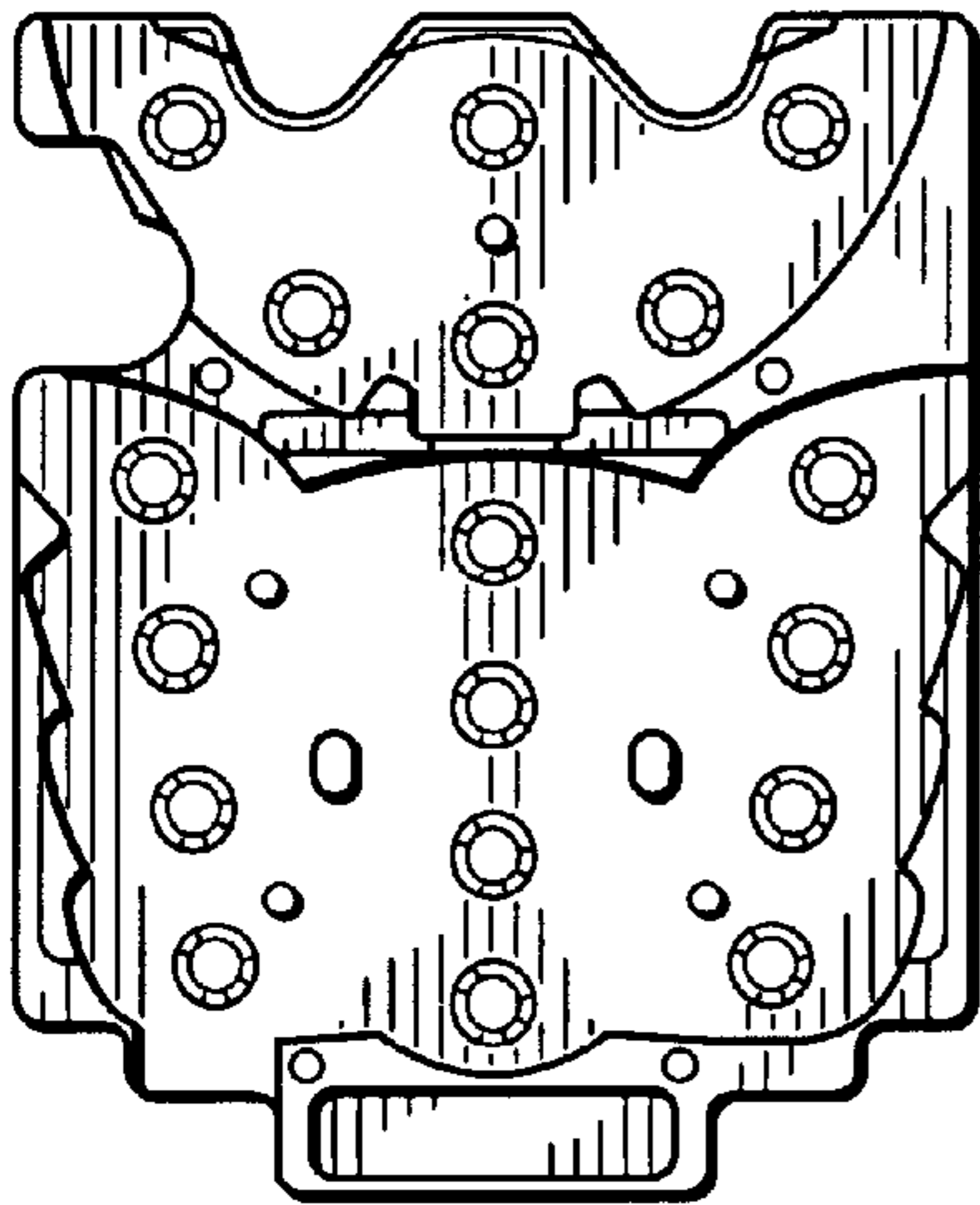




FIG. 1

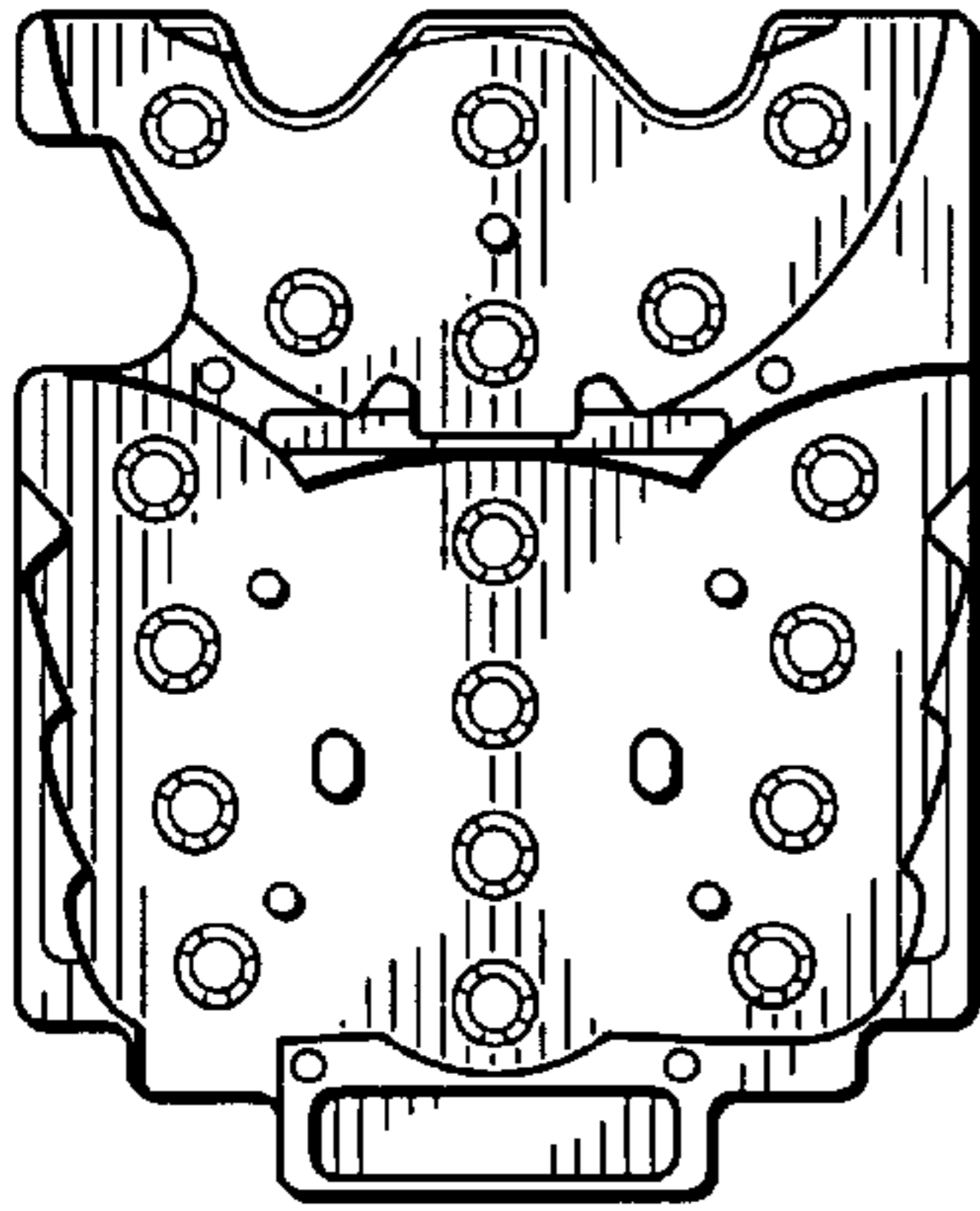


FIG. 2



FIG. 3

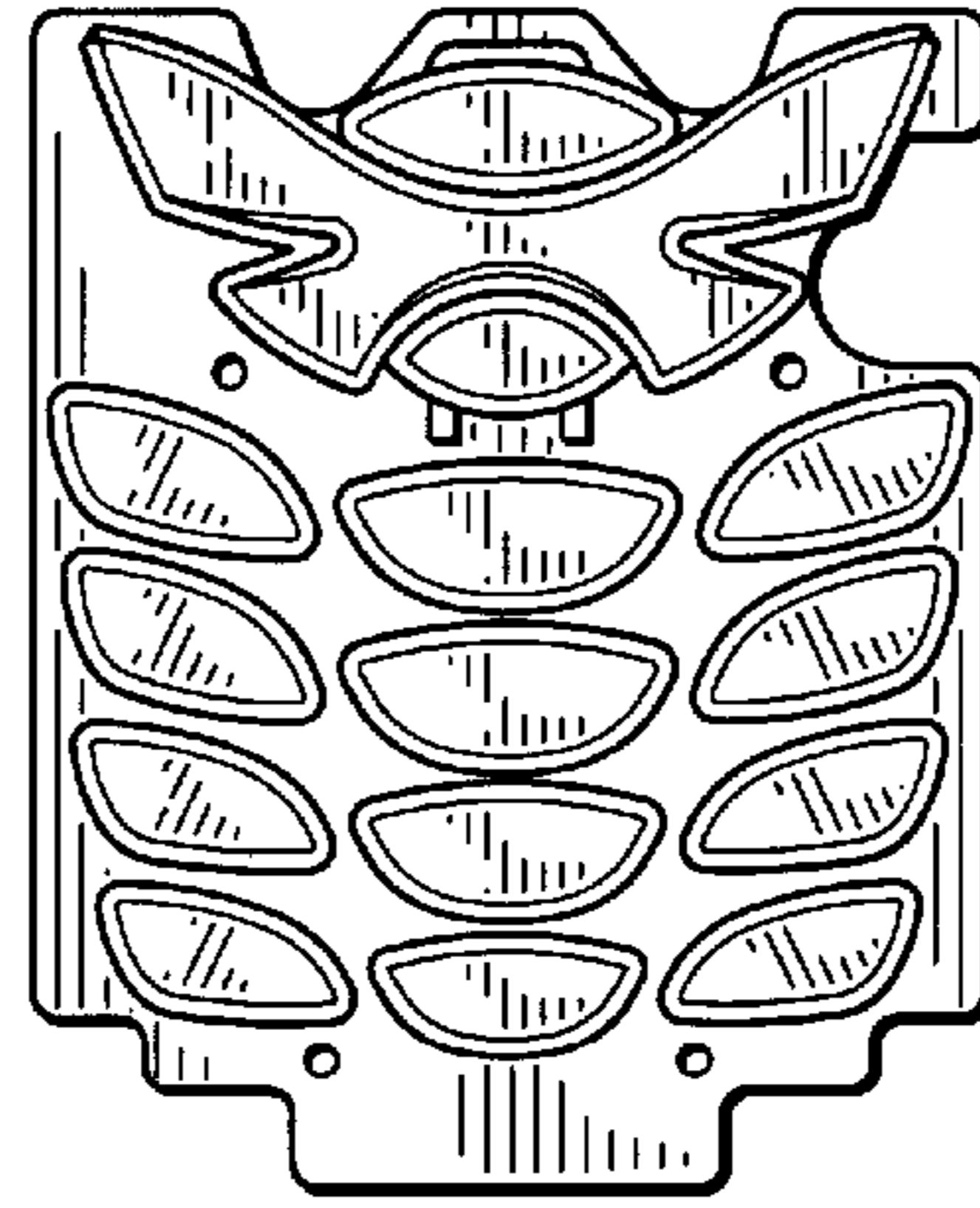


FIG. 4

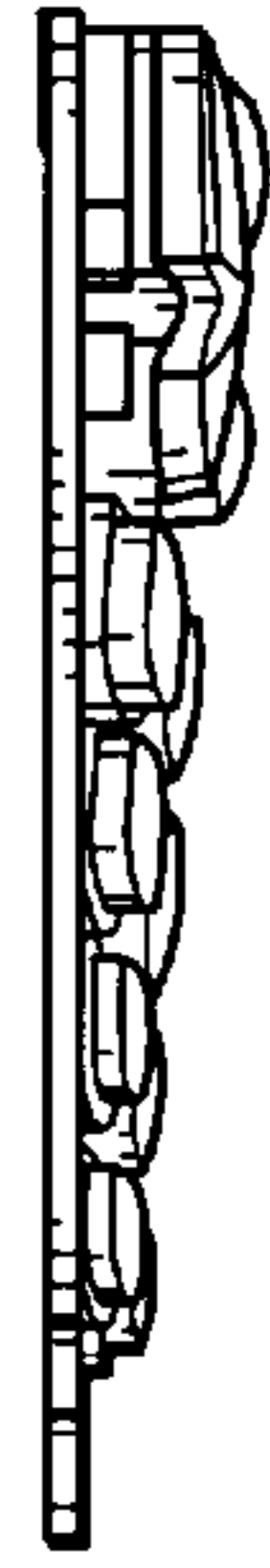


FIG. 5



FIG. 6




FIG. 7

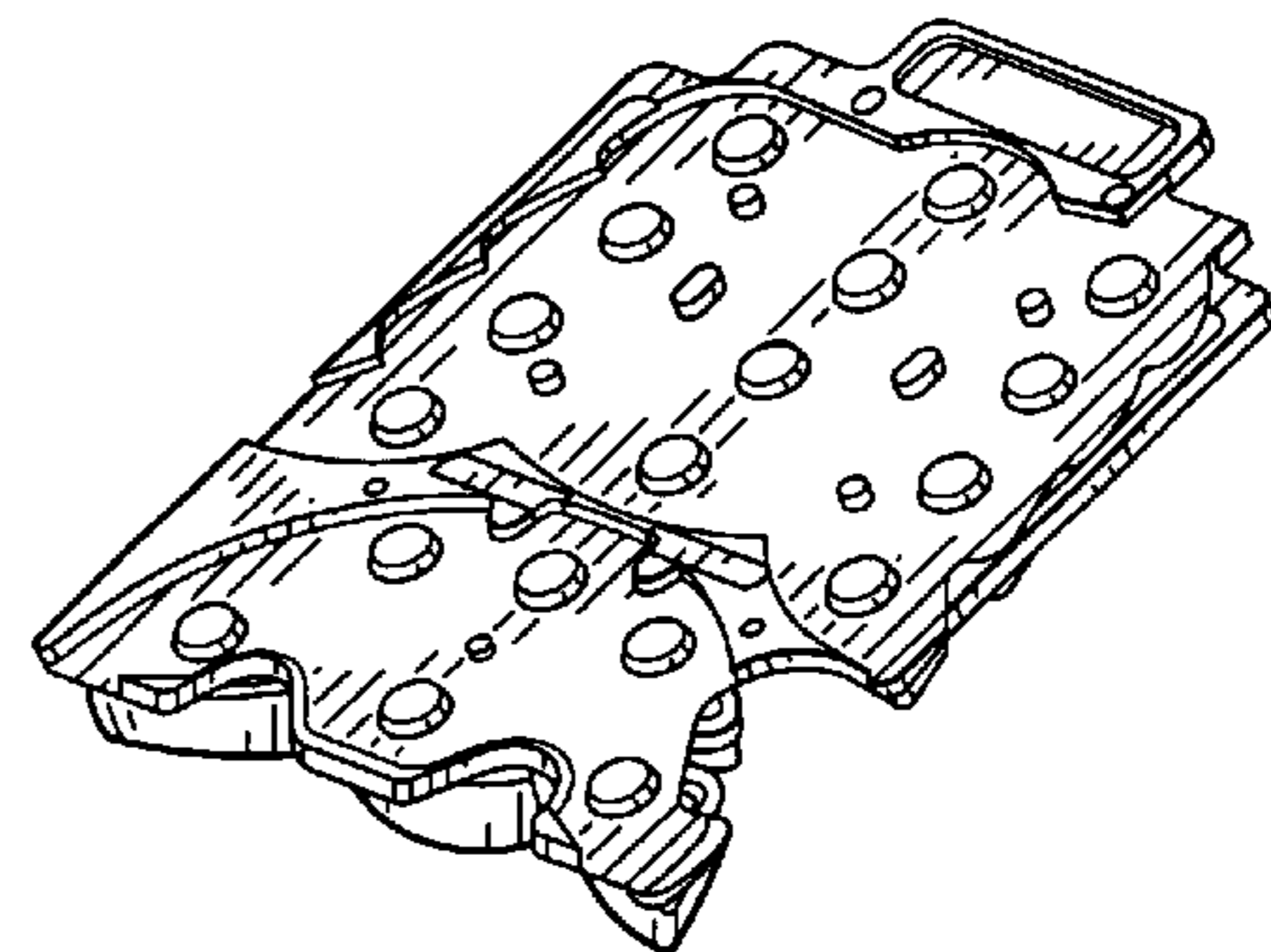


FIG. 8