



US00D448745B1

(12) **United States Design Patent**
Kim

(10) **Patent No.:** **US D448,745 S**

(45) **Date of Patent:** **** Oct. 2, 2001**

(54) **WIRELESS PHONE**

(75) **Inventor:** **Sun Ah Kim, Kyonggi-Do (KR)**

(73) **Assignee:** **Appeal Telecom Co., Ltd.,
Kyonggi-Do (KR)**

(**) **Term:** **14 Years**

(21) **Appl. No.:** **29/141,464**

(22) **Filed:** **May 8, 2001**

(30) **Foreign Application Priority Data**

Nov. 9, 2000 (KR) 00-28608

(51) **LOC (7) Cl.** **14-03**

(52) **U.S. Cl.** **D14/138**

(58) **Field of Search** D41/137, 138,
D41/218, 147-148, 247-248, 144, 341-347;
379/433.434, 419, 420, 428, 440; 455/550-575,
90

(56) **References Cited**

U.S. PATENT DOCUMENTS

D. 346,164	*	4/1994	Shirakawa et al.	D14/138
D. 359,734	*	6/1995	Nagele et al.	D14/138
D. 369,598	*	5/1996	Nagele et al.	D14/138
D. 408,030	*	4/1999	Richards et al.	D14/138
D. 415,152	*	10/1999	Koo	D14/138
D. 419,155	*	1/2000	Nagele et al.	D14/138
D. 419,991	*	2/2000	Park	D14/138
D. 424,557	*	5/2000	Nagele et al.	D14/138
D. 428,403	*	7/2000	Hyun	D14/138
D. 429,228	*	8/2000	Nagele et al.	D14/138
D. 429,707	*	8/2000	Park	D14/138

D. 429,709	*	8/2000	Nagele et al.	D14/138
D. 430,859	*	9/2000	Lindeman et al.	D14/138
D. 431,539	*	10/2000	Kuo	D14/138
D. 432,105	*	10/2000	Hyun	D14/138
D. 432,510	*	10/2000	Hyun	D14/138
D. 434,402	*	11/2000	Lee	D14/138
D. 439,571	*	3/2001	Hyun	D14/138
5,933,783	*	8/1999	Kawakami et al.	455/550
6,011,699	*	1/2000	Murray et al.	361/814
6,049,725	*	4/2000	Emmert et al.	455/573
6,141,540	*	10/2000	Richards et al.	455/90

FOREIGN PATENT DOCUMENTS

848974	*	10/1992	(JP)	.
849173	*	10/1992	(JP)	.

* cited by examiner

Primary Examiner—Jeffrey Asch

(74) *Attorney, Agent, or Firm*—McGuire Woods LLP

(57) **CLAIM**

I claim the ornamental design for a wireless phone, as shown and described.

DESCRIPTION

FIG. 1 is a perspective view;
FIG. 2 is a front elevation view;
FIG. 3 is a back elevation view;
FIG. 4 is a left side plan view;
FIG. 5 is a right side plan view;
FIG. 6 is a top plan view;
FIG. 7 is a lower plan view; and,
FIG. 8 is a front elevation view with the wireless phone in an unfolded state.

1 Claim, 5 Drawing Sheets

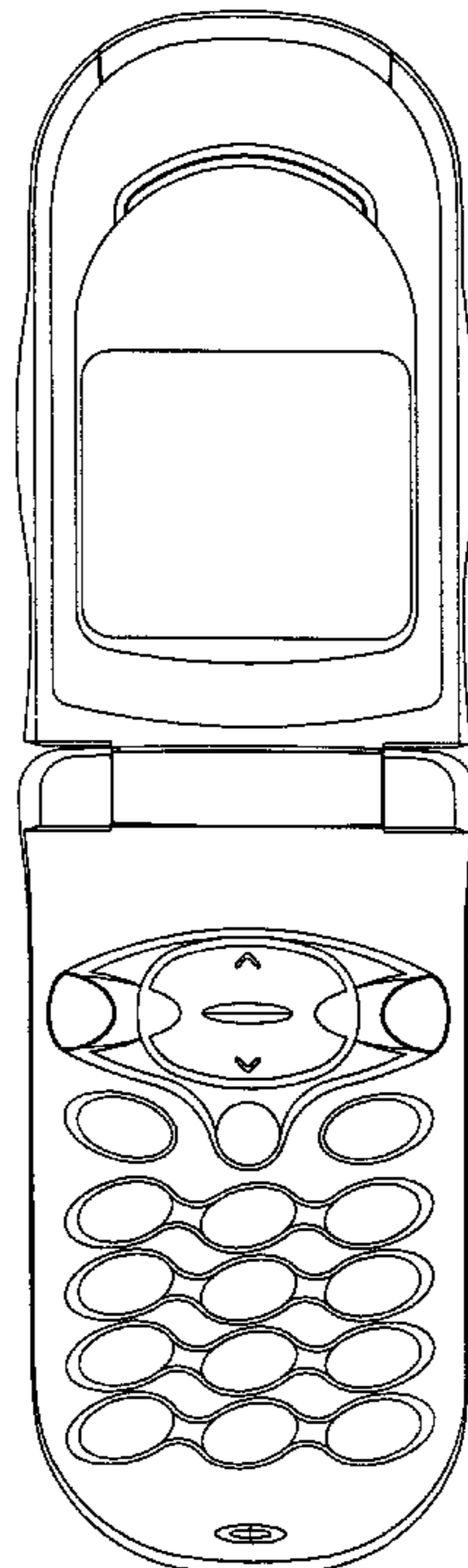
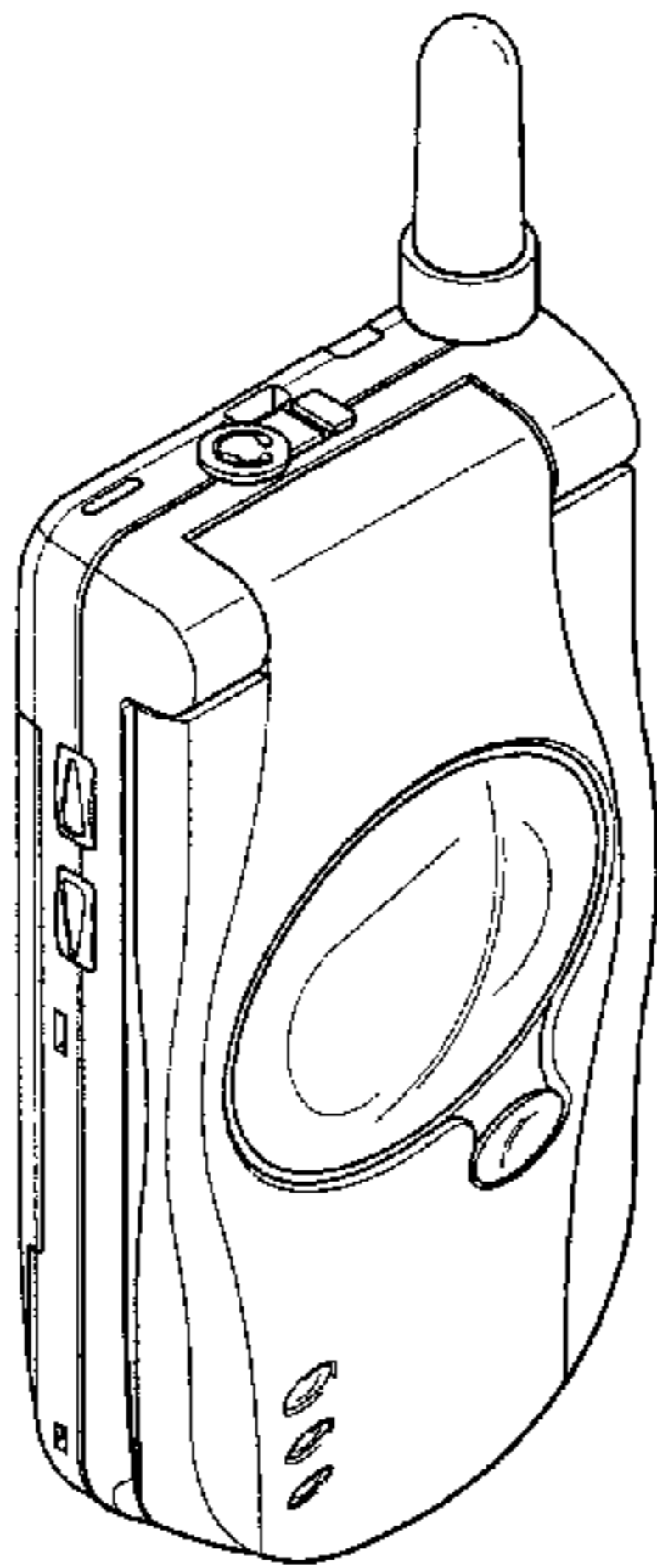


FIG. 1

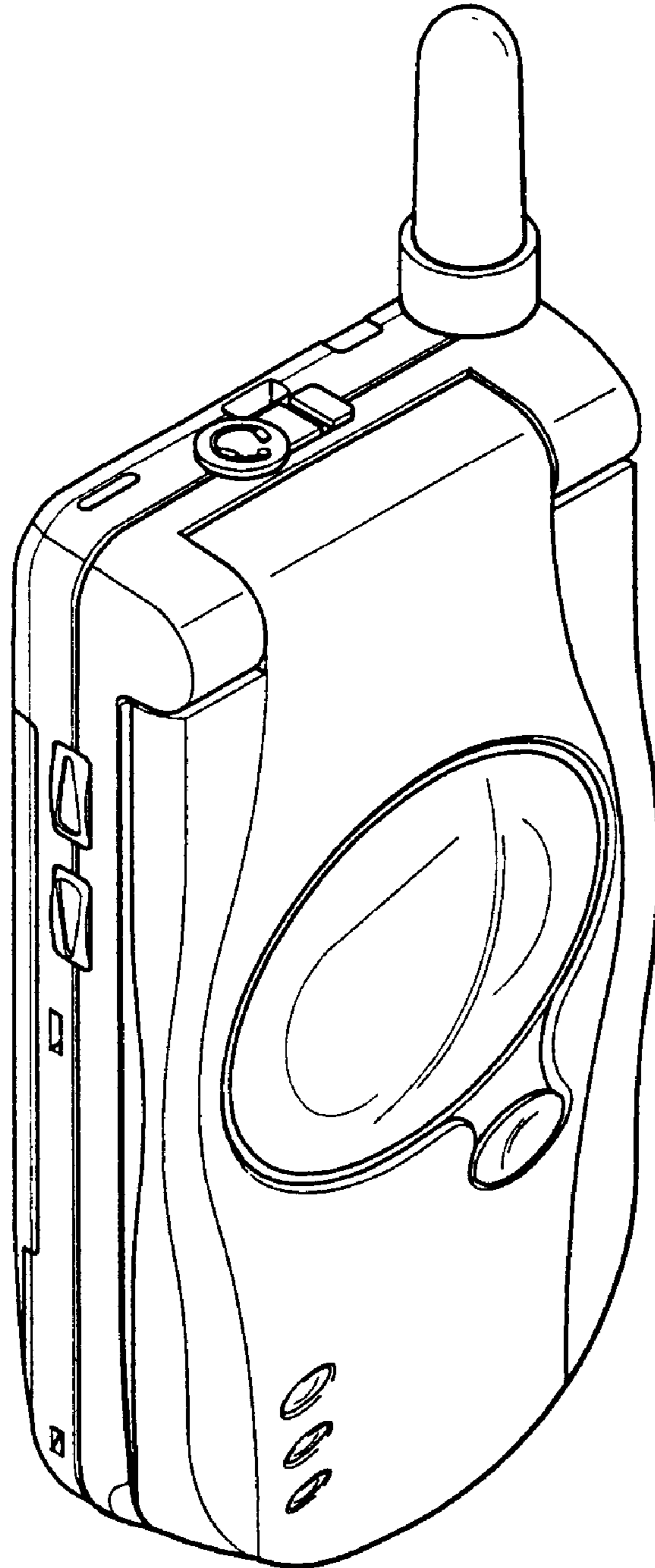


FIG. 2

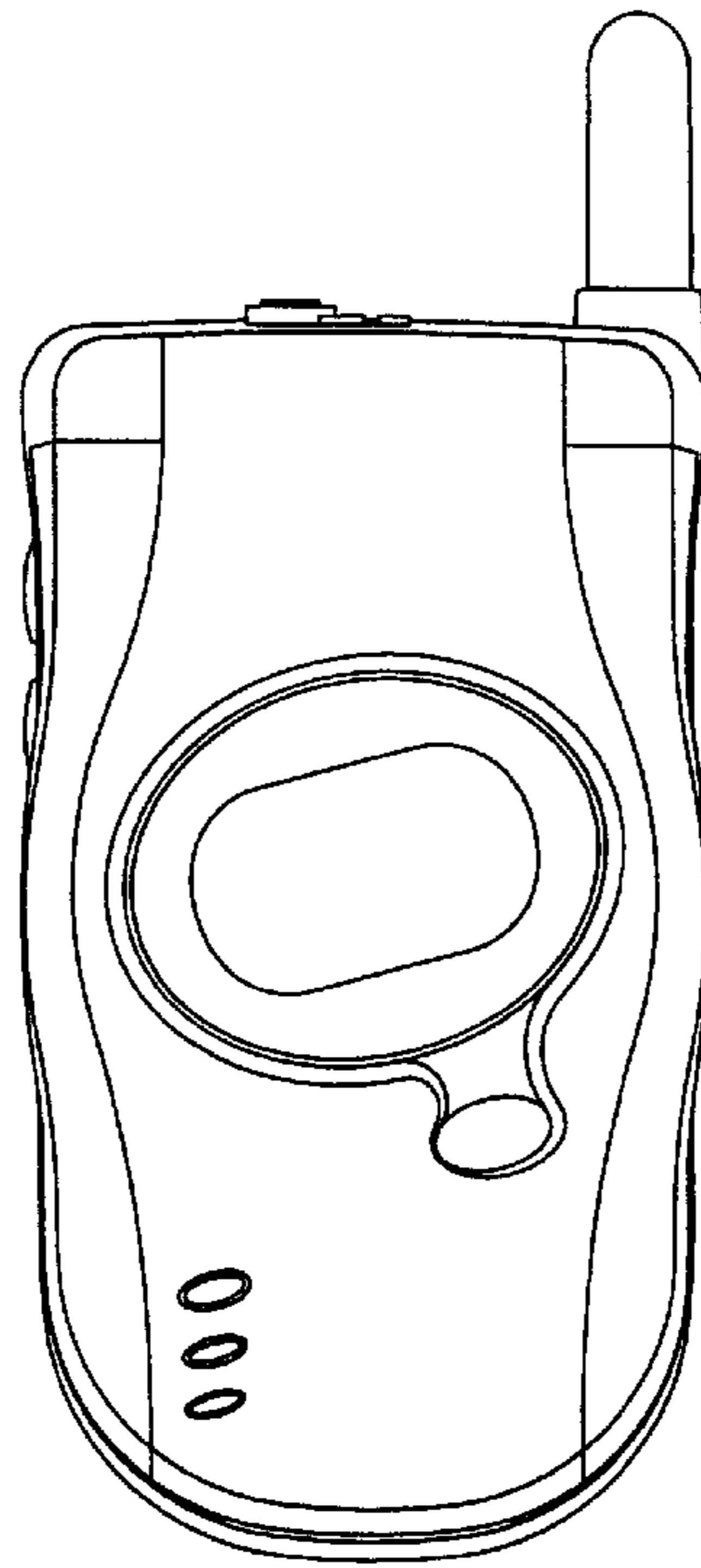


FIG. 3

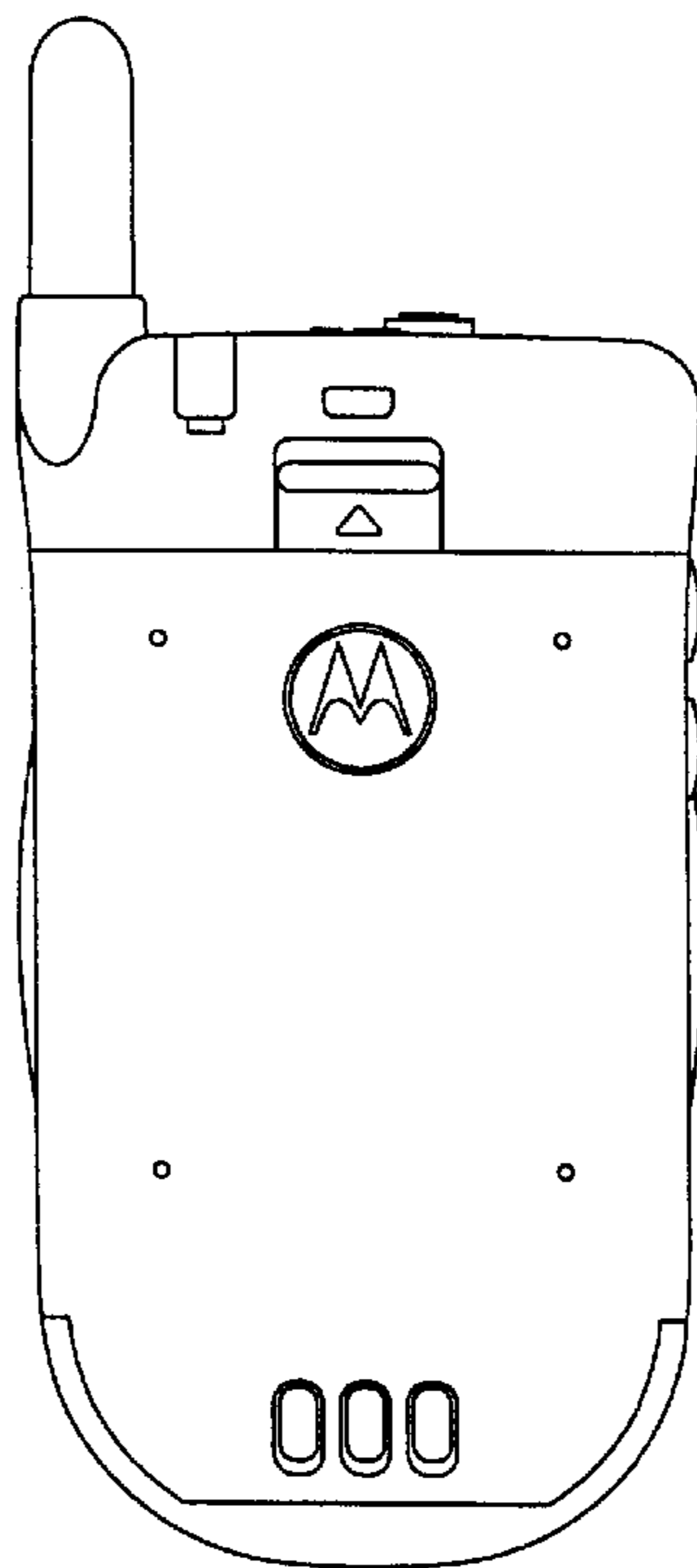


FIG. 4

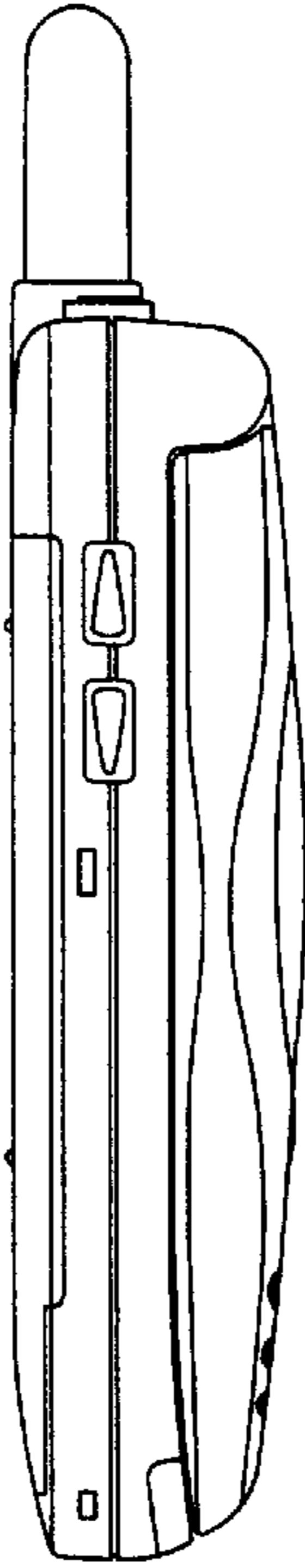


FIG. 5

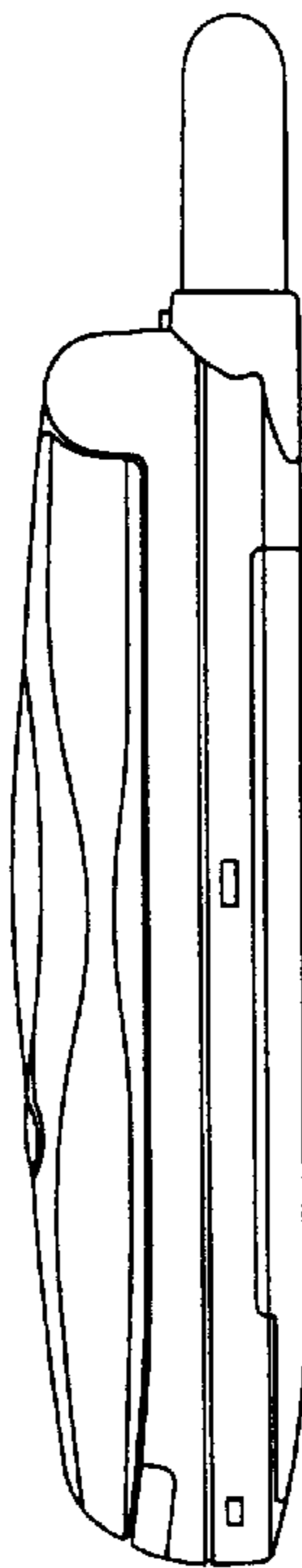


FIG. 6

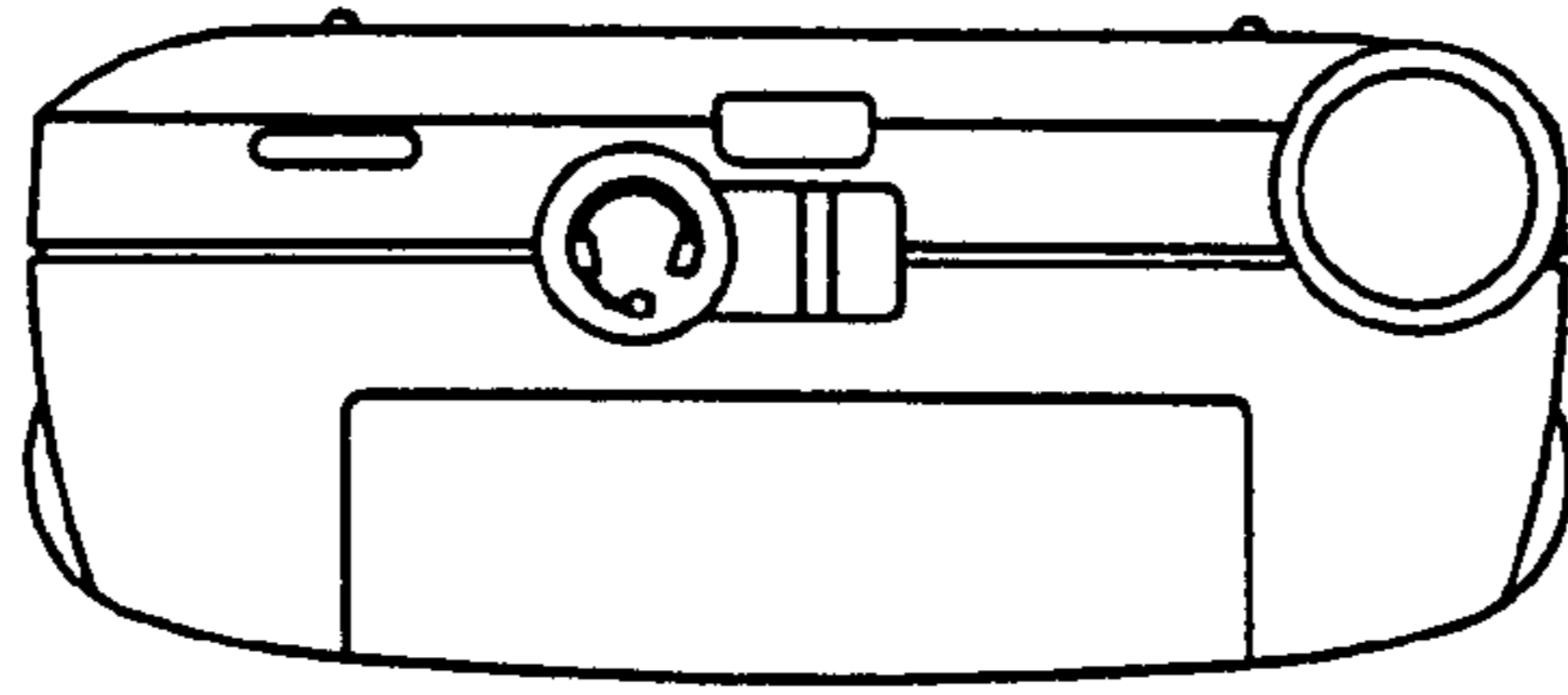


FIG. 7

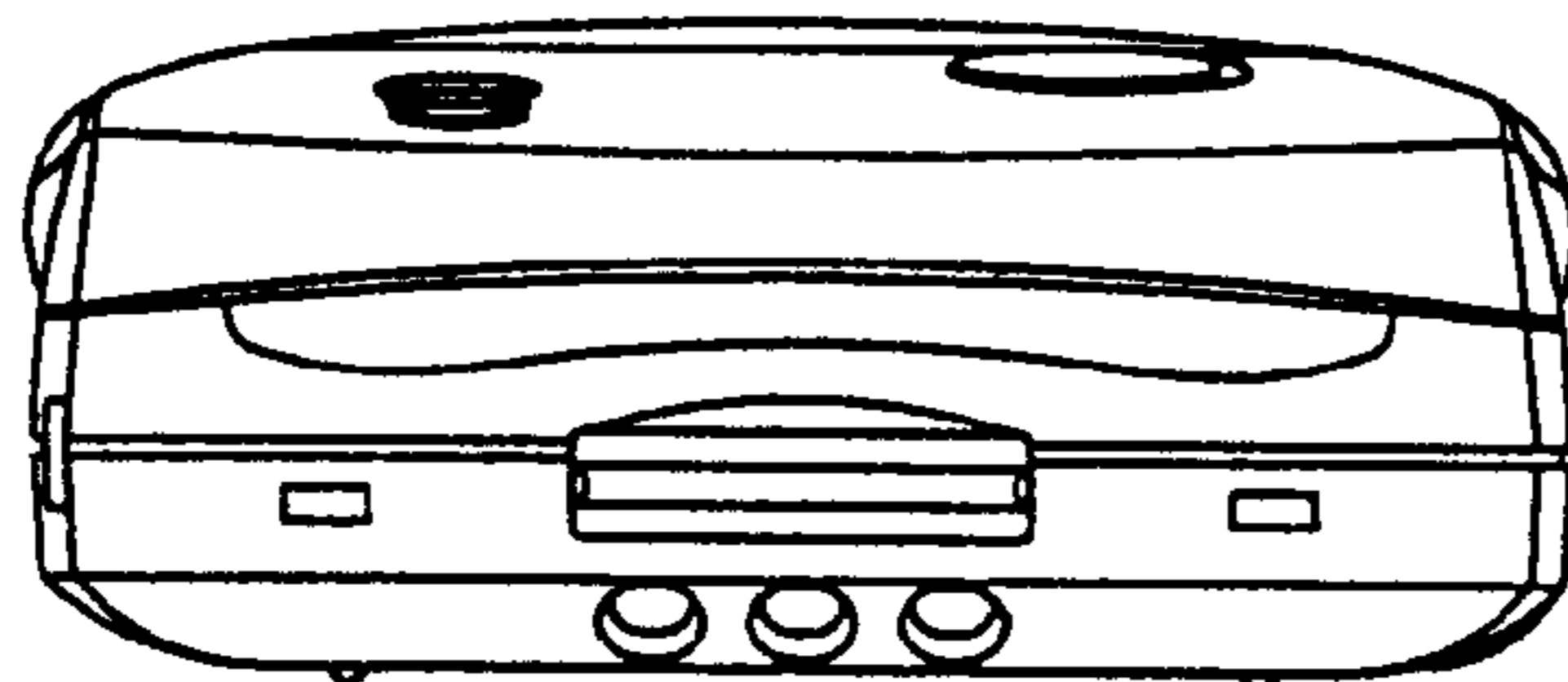


FIG. 8

