



US00D448741B1

(12) **United States Design Patent**
Makino et al.

(10) **Patent No.:** **US D448,741 S**

(45) **Date of Patent:** **** Oct. 2, 2001**

(54) **DIGITAL VIDEO DISC PLAYER**

D. 416,898 * 11/1999 Takahashi D14/168
D. 419,989 * 2/2000 Uchiyama D14/135

(75) Inventors: **Shinji Makino**, Ikoma; **Yoichi Takahashi**, Soraku-gun; **Yutaka Negishi**, Neyagawa, all of (JP)

FOREIGN PATENT DOCUMENTS

1054809 11/1999 (JP) .

(73) Assignee: **Matsushita Electric Industrial Co., Ltd.** (JP)

OTHER PUBLICATIONS

Crutchfield The Complete Car Stereo and Home Audio/Video Catalog; Fall 98/Winter 99; 1) p. 2: Sony 5-DiscCD/DVD changer 2) p. 108: CD player n upper left.*

(**) Term: **14 Years**

* cited by examiner

(21) Appl. No.: **29/123,814**

Primary Examiner—Catherine Tuttle

(22) Filed: **May 25, 2000**

(74) *Attorney, Agent, or Firm*—Christensen O'Connor Johnson Kindness PLLC

(30) **Foreign Application Priority Data**

Nov. 26, 1999 (JP) 11-32712

(57) **CLAIM**

(51) **LOC (7) Cl.** **14-01**

The ornamental design for a digital video disc player, as shown and described.

(52) **U.S. Cl.** **D14/136**

(58) **Field of Search** D14/496, 125,
D14/135, 136, 156, 168, 239; 369/75.1,
75.2, 77.1, 77.2

DESCRIPTION

FIG. 1 is a perspective view of the top, front and right side of a digital video disc player showing our new design; FIG. 2 is a front view thereof; FIG. 3 is a right side view thereof; FIG. 4 is a top plan view thereof; FIG. 5 is a left side view thereof; FIG. 6 is a rear view thereof; FIG. 7 is a bottom view thereof; and, FIG. 8 is a perspective view thereof with the disc tray in an open condition.

(56) **References Cited**

U.S. PATENT DOCUMENTS

- D. 357,247 * 4/1995 Takama et al. D14/135
- D. 387,755 * 12/1997 Shintani D14/135
- D. 408,810 * 4/1999 Sakamoto et al. D14/136
- D. 412,905 * 8/1999 Miyazaki et al. D14/156
- D. 414,182 * 9/1999 Miyazaki D14/156
- D. 414,769 * 10/1999 Shintani et al. D14/188
- D. 416,891 * 11/1999 Hyogo et al. D14/135
- D. 416,892 * 11/1999 Sakamoto et al. D14/136

1 Claim, 6 Drawing Sheets

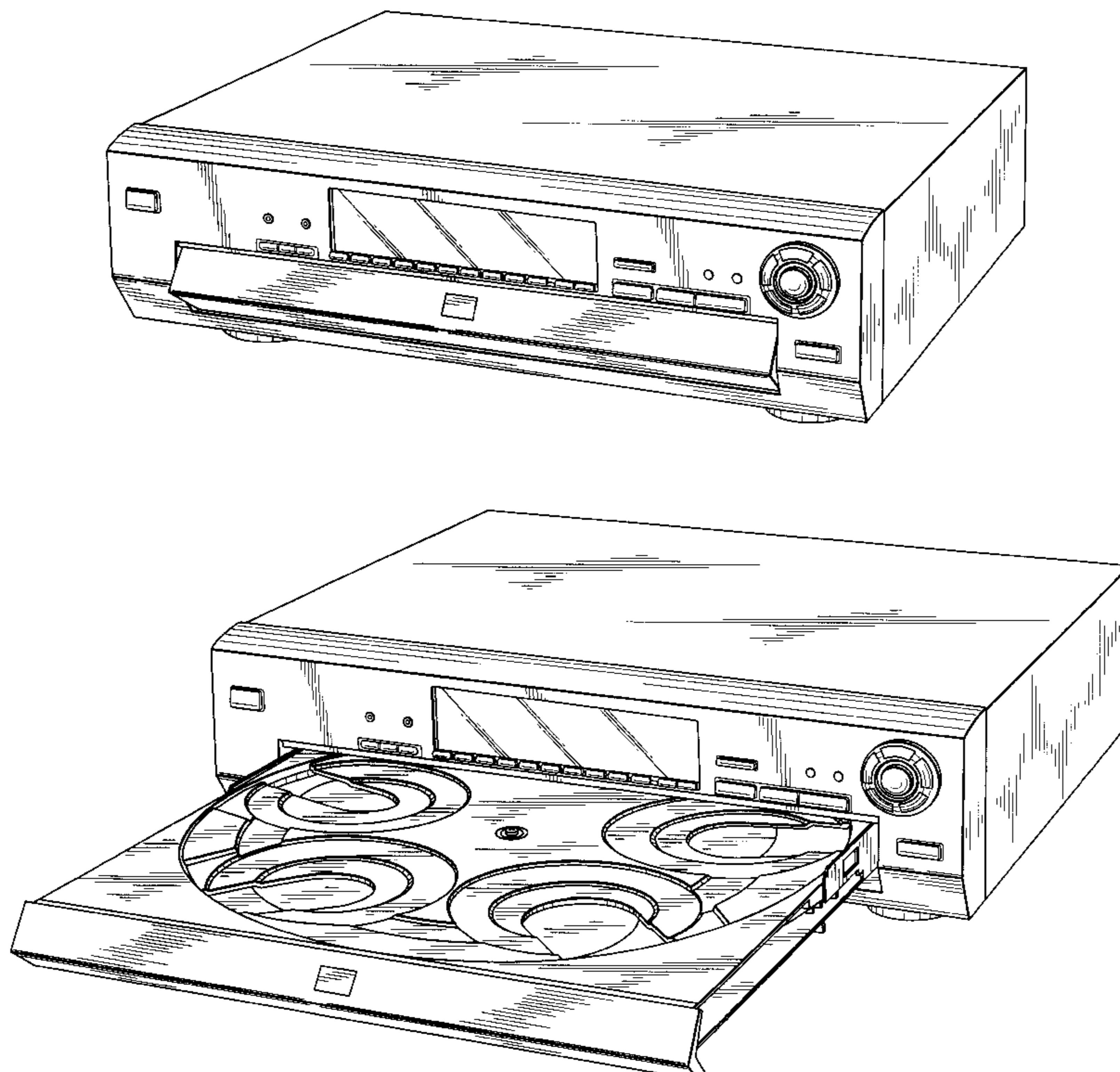


FIG. 1

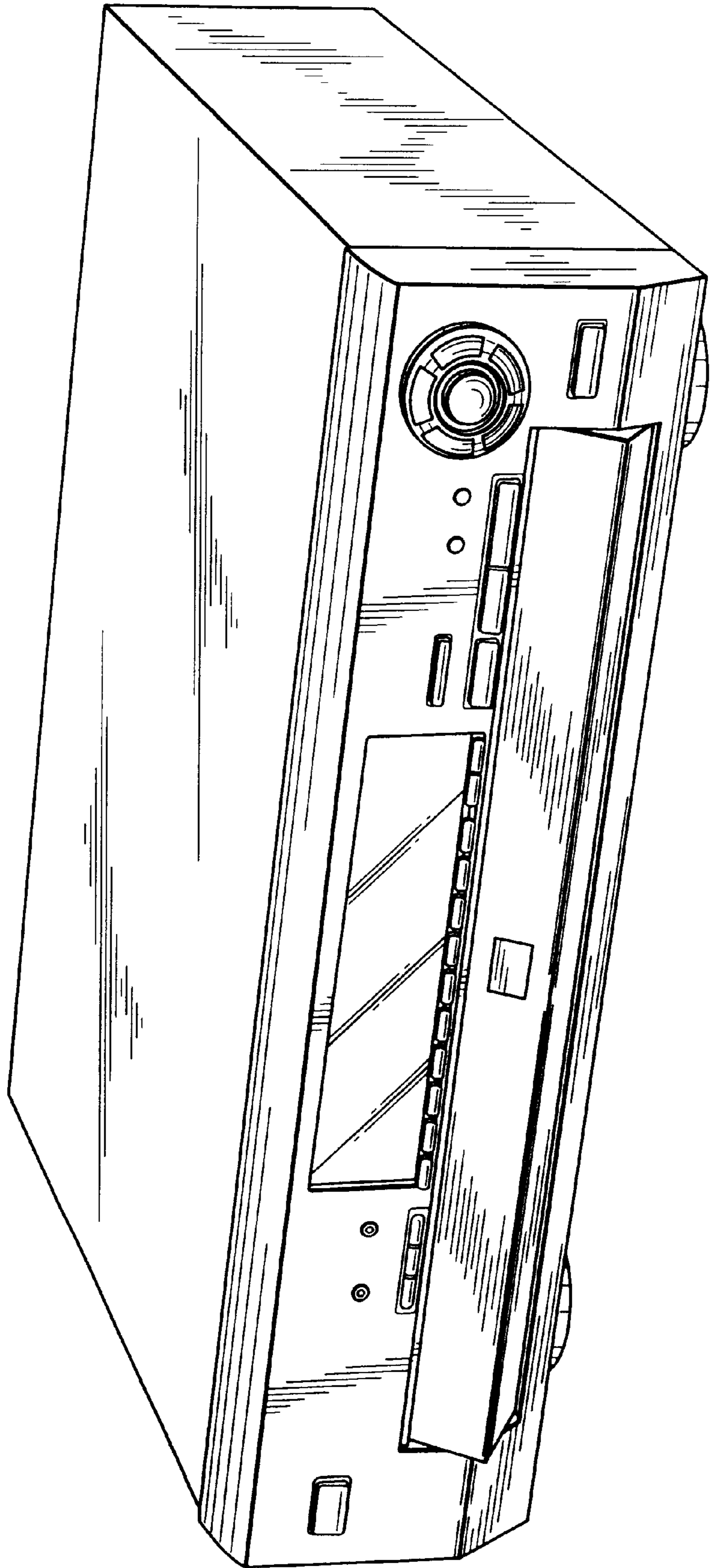


FIG. 2

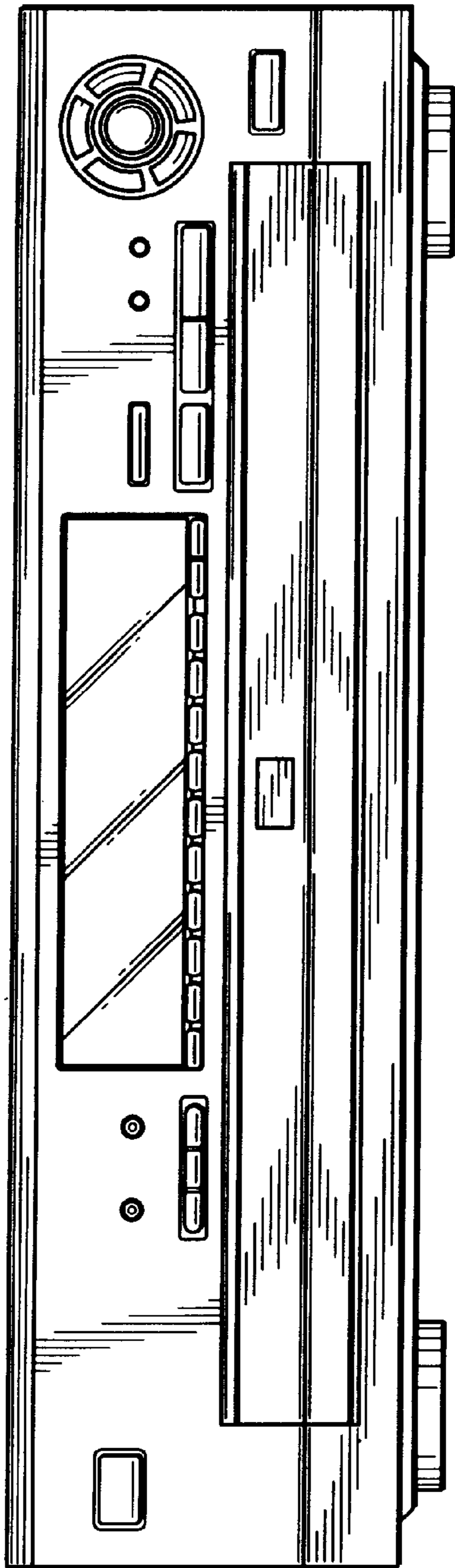



FIG. 3






FIG. 4

FIG. 5


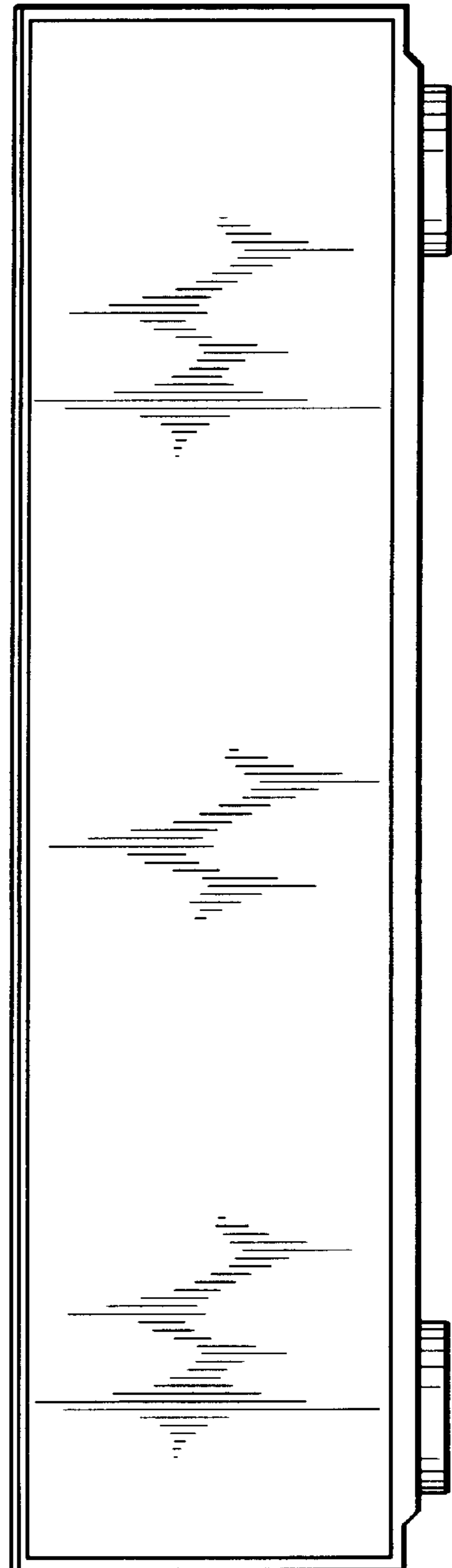


FIG. 6



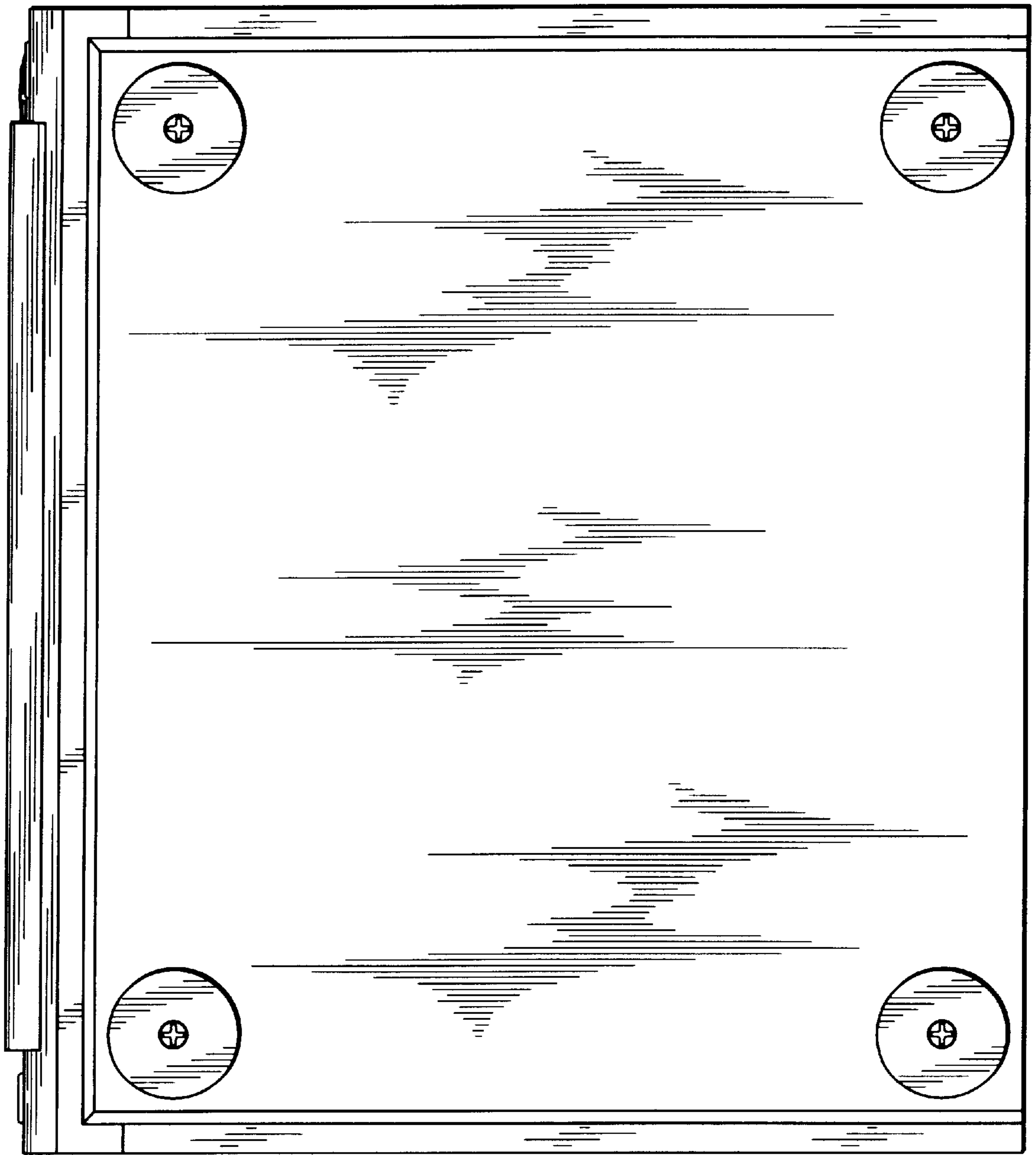


FIG. 7

FIG. 8

