



US00D448721B1

(12) **United States Design Patent** (10) **Patent No.:** **US D448,721 S**
Ochi (45) **Date of Patent:** **** Oct. 2, 2001**

(54) **AUTOMOBILE TIRE**

(75) Inventor: **Naoya Ochi**, Tokyo (JP)

(73) Assignee: **Bridgestone Corporation**, Tokyo (JP)

(**) Term: **14 Years**

(21) Appl. No.: **29/125,383**

(22) Filed: **Jun. 22, 2000**

(30) **Foreign Application Priority Data**

Dec. 27, 1999 (GB) 11-36164

(51) **LOC (7) Cl.** **12-15**

(52) **U.S. Cl.** **D12/564**

(58) **Field of Search** D12/134-152;
152/209.1, 209.3, 209.9, 209.13, 209.25,
209.28

(56) **References Cited**

U.S. PATENT DOCUMENTS

- D. 354,029 * 1/1995 Voigt et al. D12/147
- D. 355,876 * 2/1995 Diensthuber D12/151
- D. 362,420 * 9/1995 Heinen et al. D12/147
- 5,435,366 * 7/1995 Voigt et al. 152/209.28

FOREIGN PATENT DOCUMENTS

- M 92 05 995 * 5/1993 (DE) .
- M 92 09 102 * 8/1994 (DE) .
- 930444 * 6/1994 (NO) .

OTHER PUBLICATIONS

Goodyear Ultra Grip Tire, 1999 Tread Design Guide, Jan. 1999, p. 37. 3/1.*

Monarch Ultra HP4 Tire, 1999 Tread Design Guide, Jan. 1999, p. 51. 4/5.*

Nokian Hakkapelitta NRW Tire, 1999 Tread Design Guide, Jan. 1999, p. 55. 3/1.*

Winston Winner Pacemark Tire, 1999 Tread Design Guide, Jan. 1999, p. 76. 3/3.*

* cited by examiner

Primary Examiner—Robert M. Spear

(74) *Attorney, Agent, or Firm*—Sughrue, Mion, Zinn, Macpeak & Seas, PLLC

(57) **CLAIM**

The ornamental design for an automobile tire, as shown and described.

DESCRIPTION

FIG. 1 is a perspective view of an automobile tire, it being understood that the tread pattern repeats uniformly throughout the circumference of the tire.

FIG. 2 is a front elevation view thereof.

FIG. 3 is a rear elevation view thereof.

FIG. 4 is a left side elevation view thereof.

FIG. 5 is a right side view thereof.

FIG. 6 is an enlarged fragmentary front elevation view thereof; and,

FIG. 7 is a cross-sectional view thereof taken along line 7—7 in FIG. 6.

1 Claim, 7 Drawing Sheets

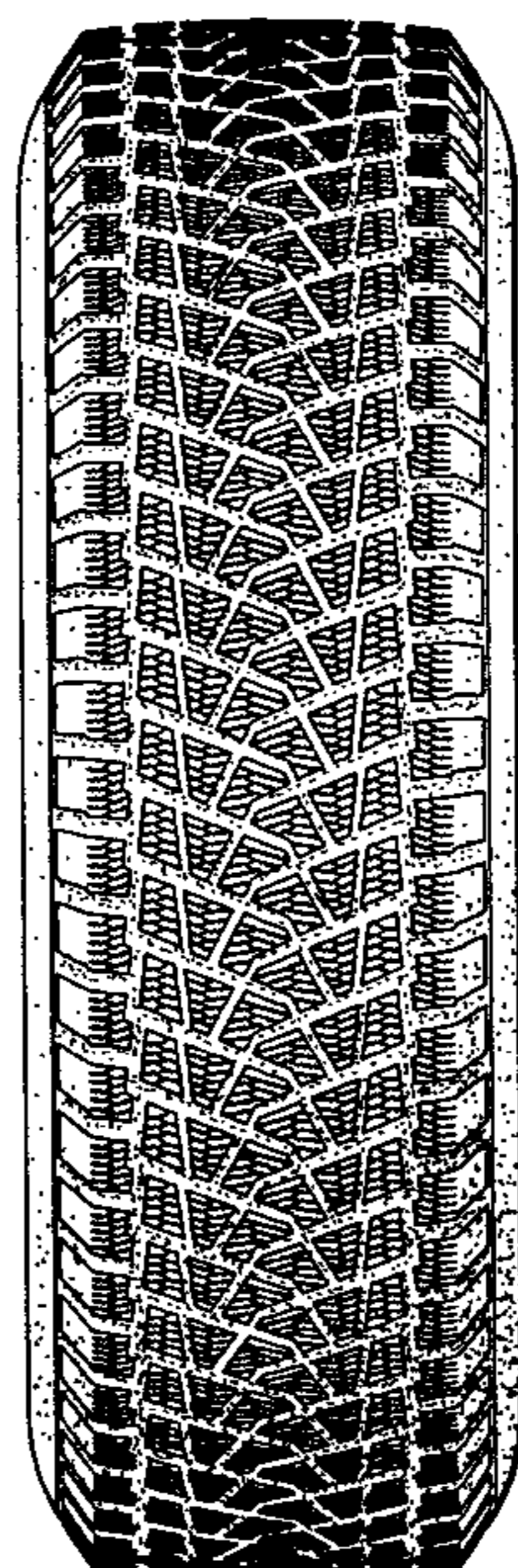


FIG. 1

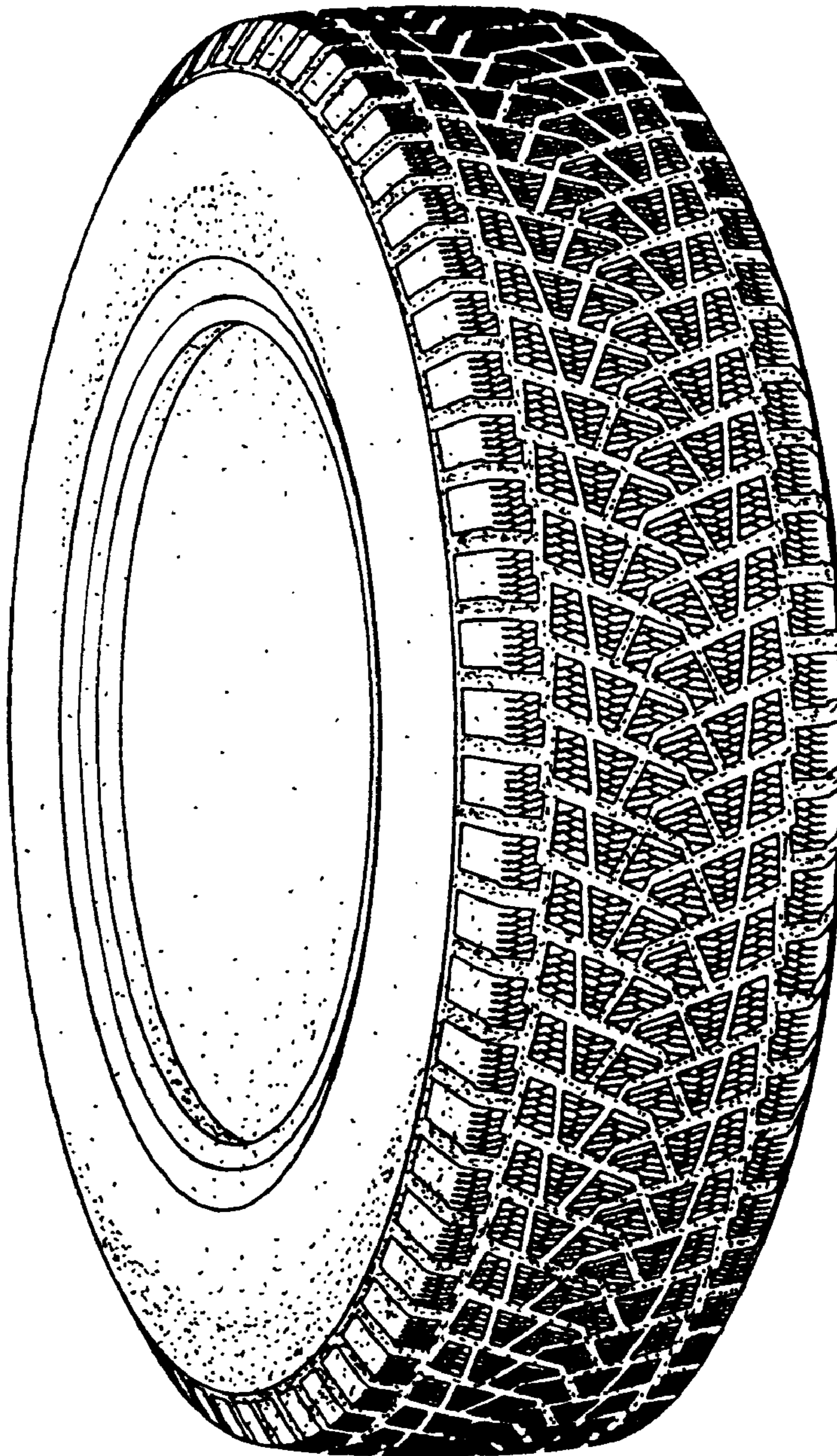


FIG. 2




FIG. 3




FIG.4

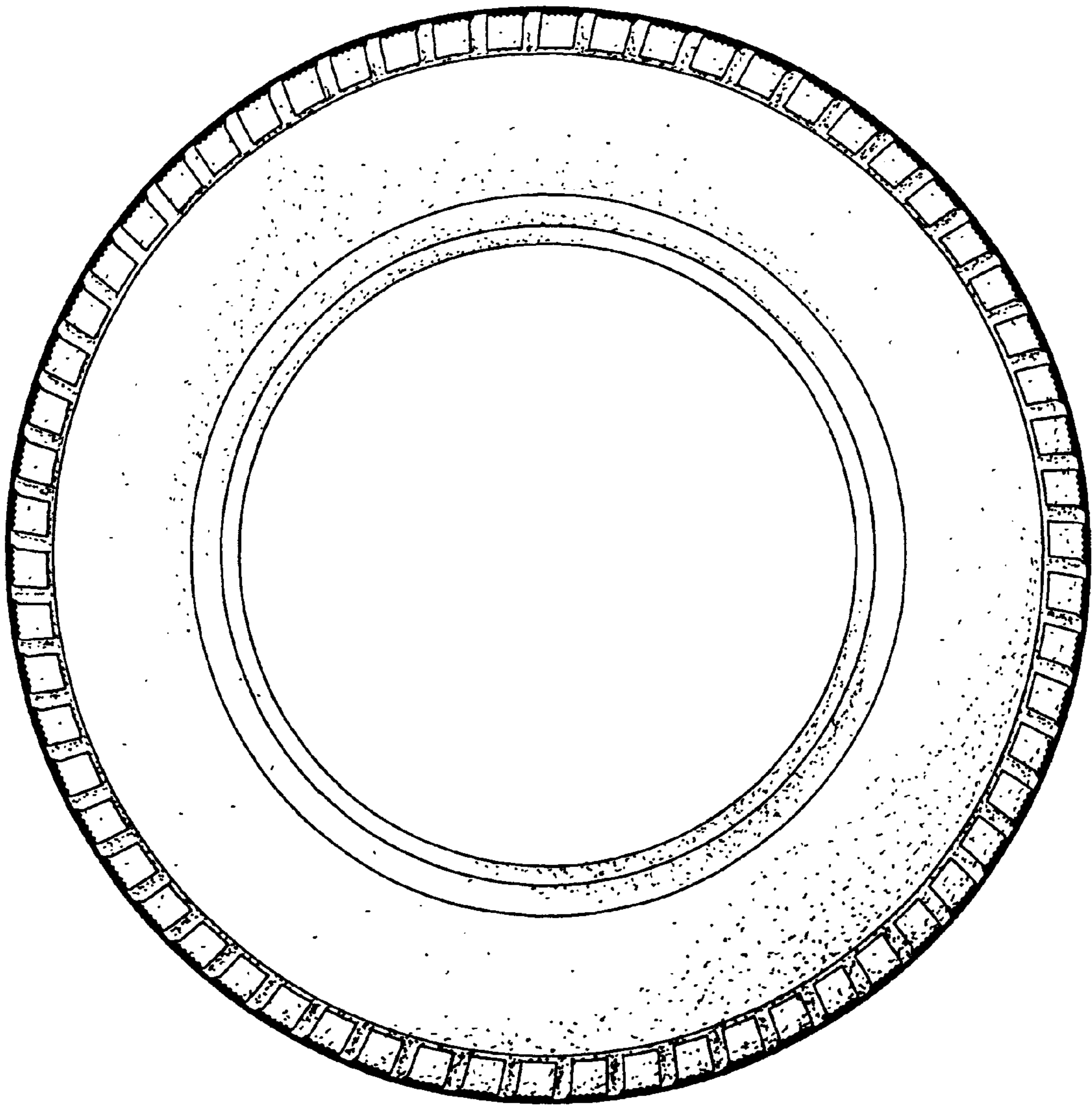


FIG. 5

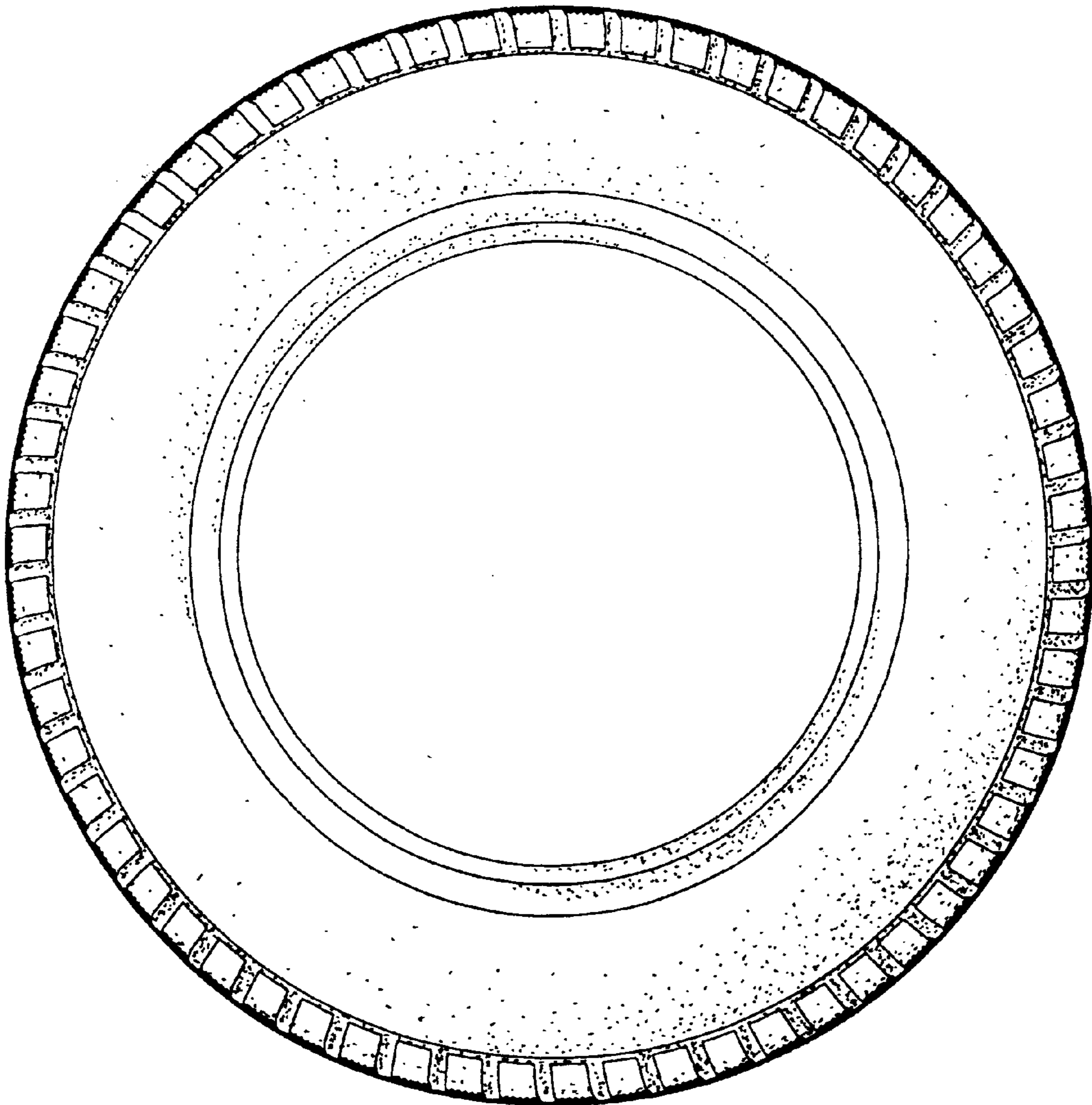


FIG. 6




FIG. 7

