



US00D448714B1

(12) **United States Design Patent**
Pusdesris et al.

(10) **Patent No.:** **US D448,714 S**

(45) **Date of Patent:** **** Oct. 2, 2001**

(54) **VEHICLE WHEEL**

(75) Inventors: **Lenny Pusdesris**, Brownstown; **John E. Wayland, III**, Bloomfield Hills, both of MI (US)

(73) Assignee: **Roush Industries, Inc.**, Livonia, MI (US)

(**) Term: **14 Years**

(21) Appl. No.: **29/122,632**

(22) Filed: **May 1, 2000**

(51) **LOC (7) Cl.** **12-16**

(52) **U.S. Cl.** **D12/211**

(58) **Field of Search** D12/204-211;
301/37.1, 64.1, 65

(56) **References Cited**

U.S. PATENT DOCUMENTS

- D. 234,590 3/1975 Davis .
- D. 250,259 11/1978 Patch .
- D. 267,488 1/1983 Hayashi .
- D. 298,527 11/1988 Lorinser .
- D. 307,572 5/1990 de Lespinay .
- D. 361,976 * 9/1995 Echazabal et al. D12/211
- D. 383,722 * 9/1997 Sgalia et al. D12/209
- D. 389,448 * 1/1998 Steinle et al. D12/209
- D. 399,470 * 10/1998 Sacco et al. D12/209
- D. 401,205 * 11/1998 Fischer D12/209

- D. 403,649 * 1/1999 Moreno D12/211
- D. 410,614 * 6/1999 Fitzgerald D12/209
- D. 412,148 * 7/1999 Fitzgerald D12/209
- D. 412,149 * 7/1999 Corioni D12/211
- D. 418,798 * 1/2000 Muzzarelli et al. D12/211
- D. 419,512 * 1/2000 Sacco et al. D12/209
- D. 425,472 * 5/2000 Donikoglu D12/209
- D. 428,844 * 8/2000 Wang D12/209
- D. 436,339 * 1/2001 Fitzgerald D12/209
- D. 436,568 * 1/2001 Chung D12/209
- D. 437,276 * 2/2001 Hodges D12/209
- 5,292,182 3/1994 Kanazawa et al. .

* cited by examiner

Primary Examiner—Stacia Cadmus

(74) *Attorney, Agent, or Firm*—Harness, Dickey & Pierce, PLC

(57) **CLAIM**

The ornamental design for a vehicle wheel, as shown and described.

DESCRIPTION

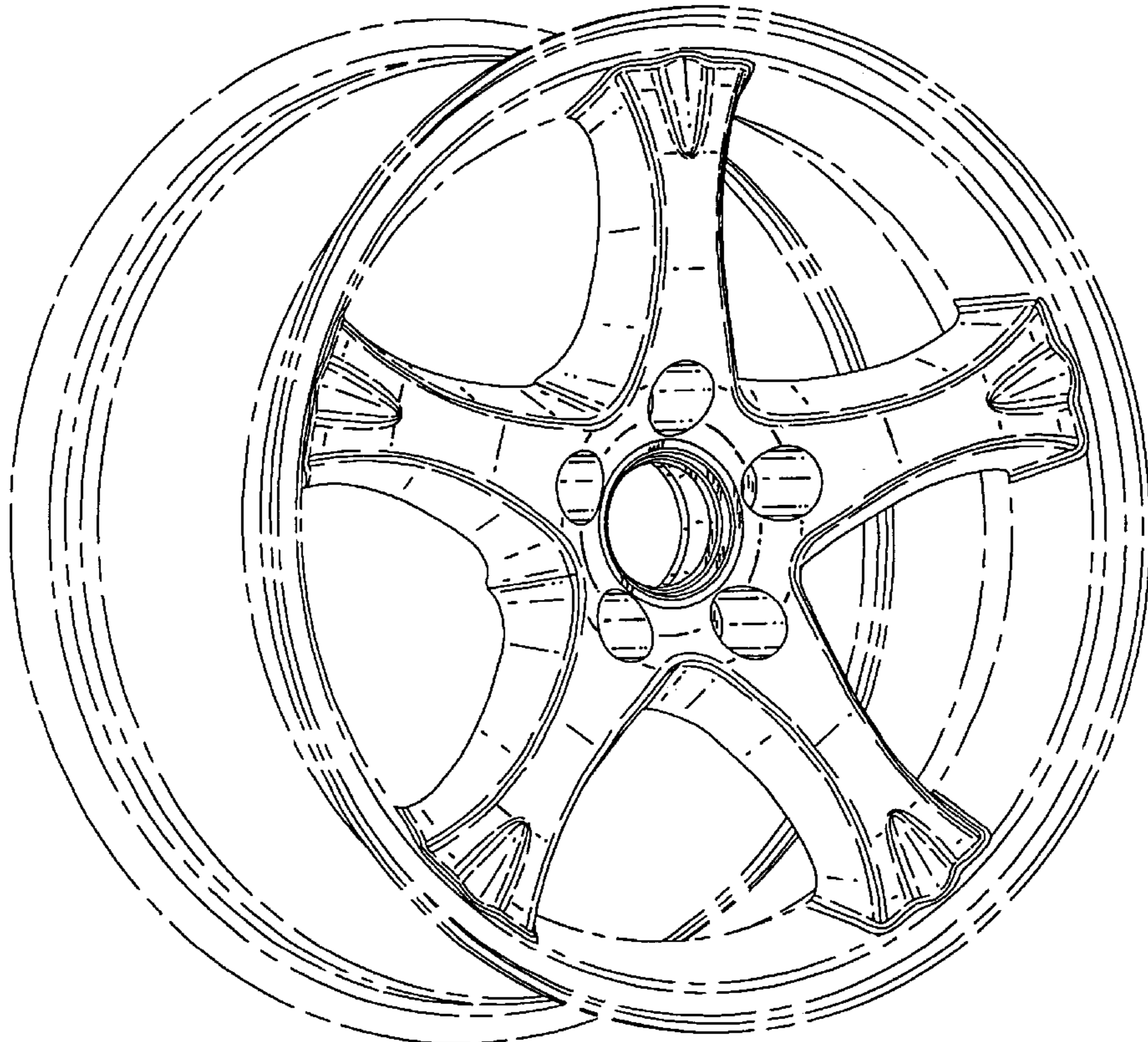
FIG. 1 is a perspective view of a vehicle wheel, showing our new design;

FIG. 2 is an enlarged front view thereof; and,

FIG. 3 is a sectional view taken along lines 3—3 in FIG. 2.

The broken line showing of environment is for illustrative purposes only and forms no part of the claimed design.

1 Claim, 3 Drawing Sheets



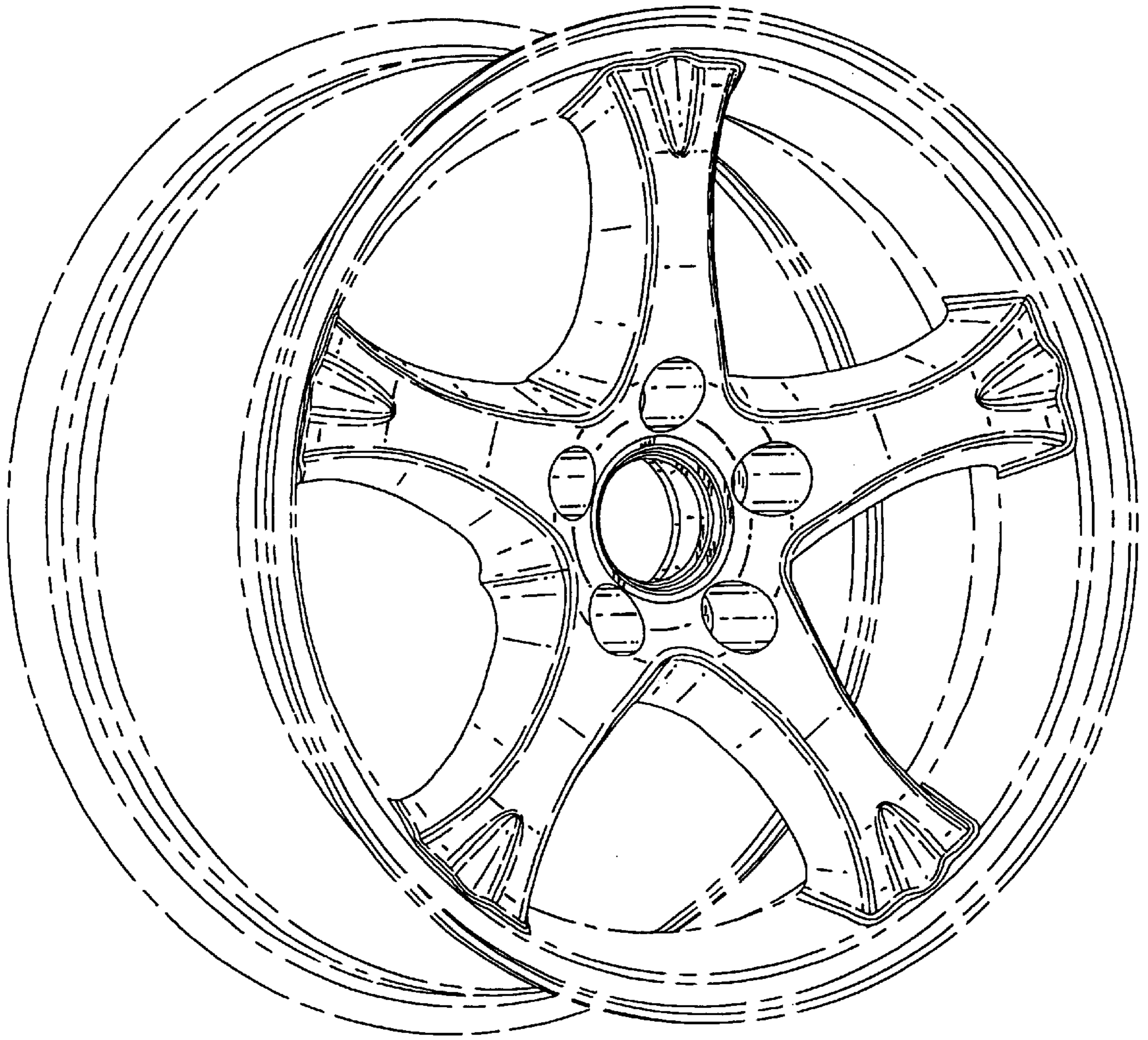


FIG. 1.

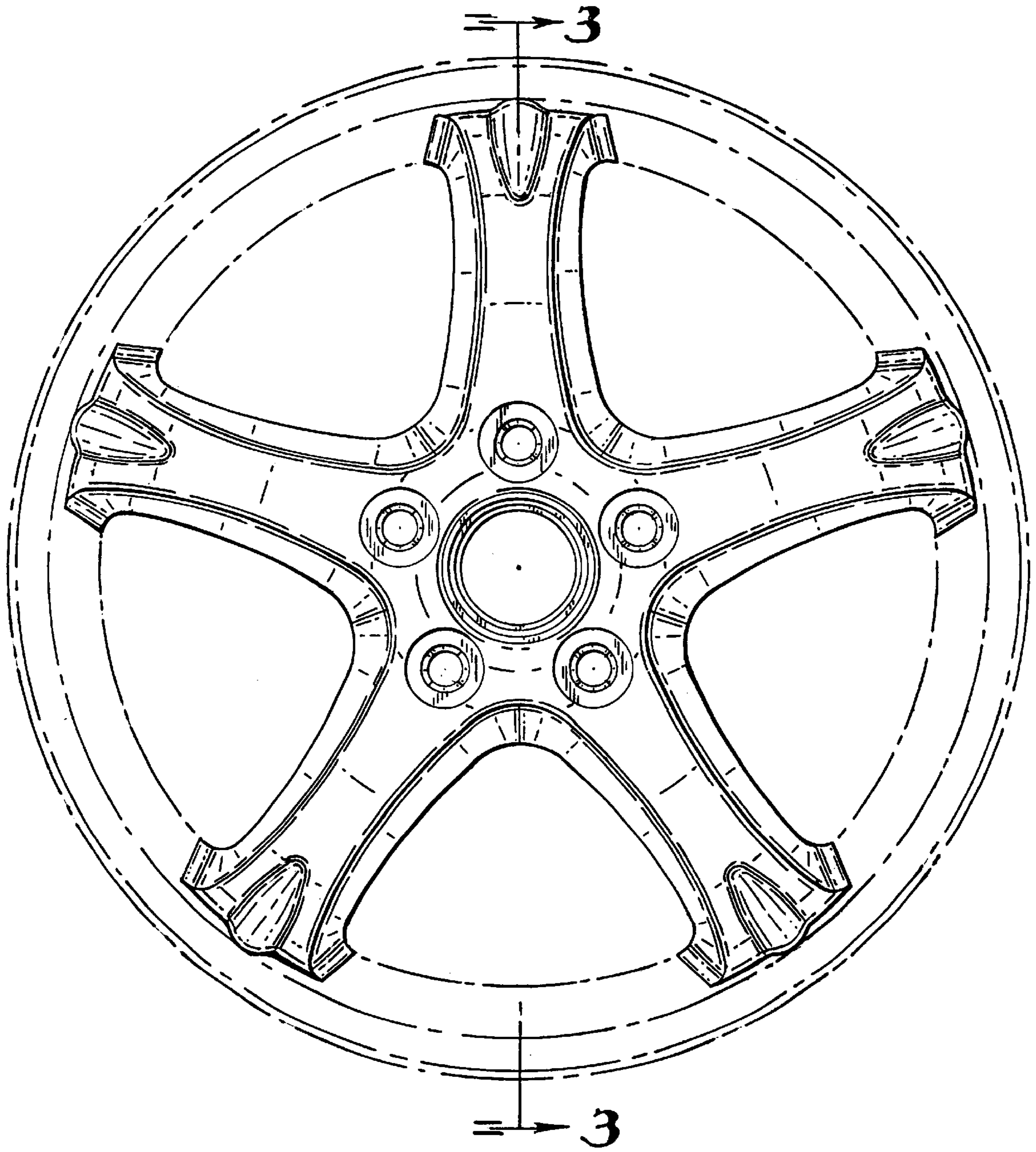


Fig. 2.

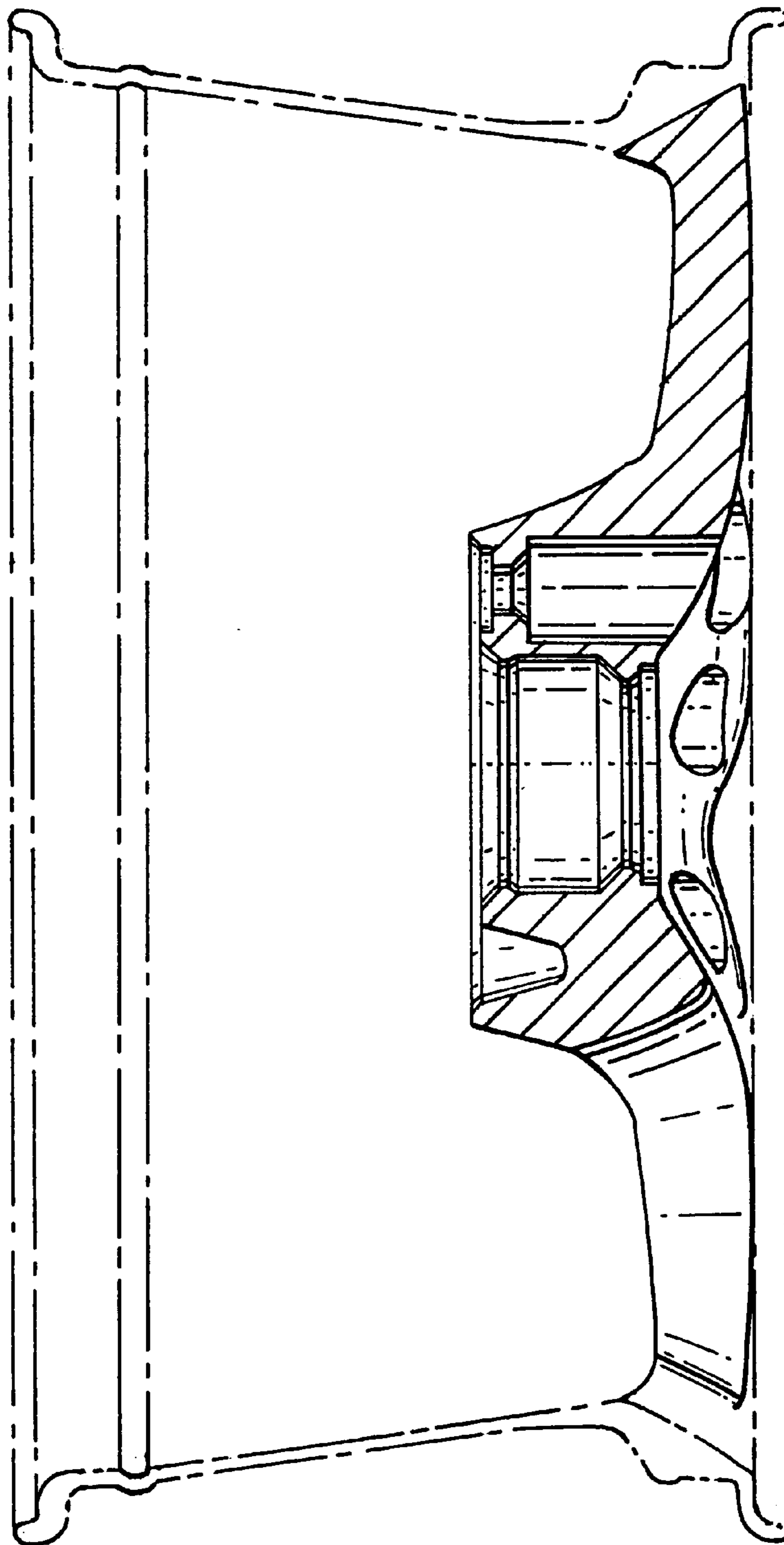


FIG. 3.