



US00D448701B1

(12) **United States Design Patent**
Di Girolamo, Jr.

(10) **Patent No.:** **US D448,701 S**

(45) **Date of Patent:** **** Oct. 2, 2001**

(54) **WALL DISPLAY DEVICE**

5,359,374 10/1994 Schwartz .
5,557,586 9/1996 Mccuan et al. .
5,794,371 8/1998 Camillery .

(76) Inventor: **Angelo J Di Girolamo, Jr.**, P.O. Box
781, Wurtsboro, NY (US) 12790

* cited by examiner

(**) Term: **14 Years**

Primary Examiner—Dominic Simone

(21) Appl. No.: **29/136,923**

(57) **CLAIM**

(22) Filed: **Feb. 9, 2001**

The ornamental design for a wall display device, as shown and described.

(51) **LOC (7) Cl.** **11-02**

(52) **U.S. Cl.** **D11/133**

(58) **Field of Search** D11/131, 132,
D11/133; 428/542.2, 913.3

DESCRIPTION

FIG. 1 is a front elevational view of the wall display device of the present invention;

FIG. 2 is a rear elevational view of the wall display device of FIG. 1;

FIG. 3 is a right side elevational view of the wall display device of FIG. 1, the left view being a mirror image thereof;

FIG. 4 is a top plan view of the wall display device of FIG. 1; and,

FIG. 5 is a bottom plan view of the wall display device of FIG. 1.

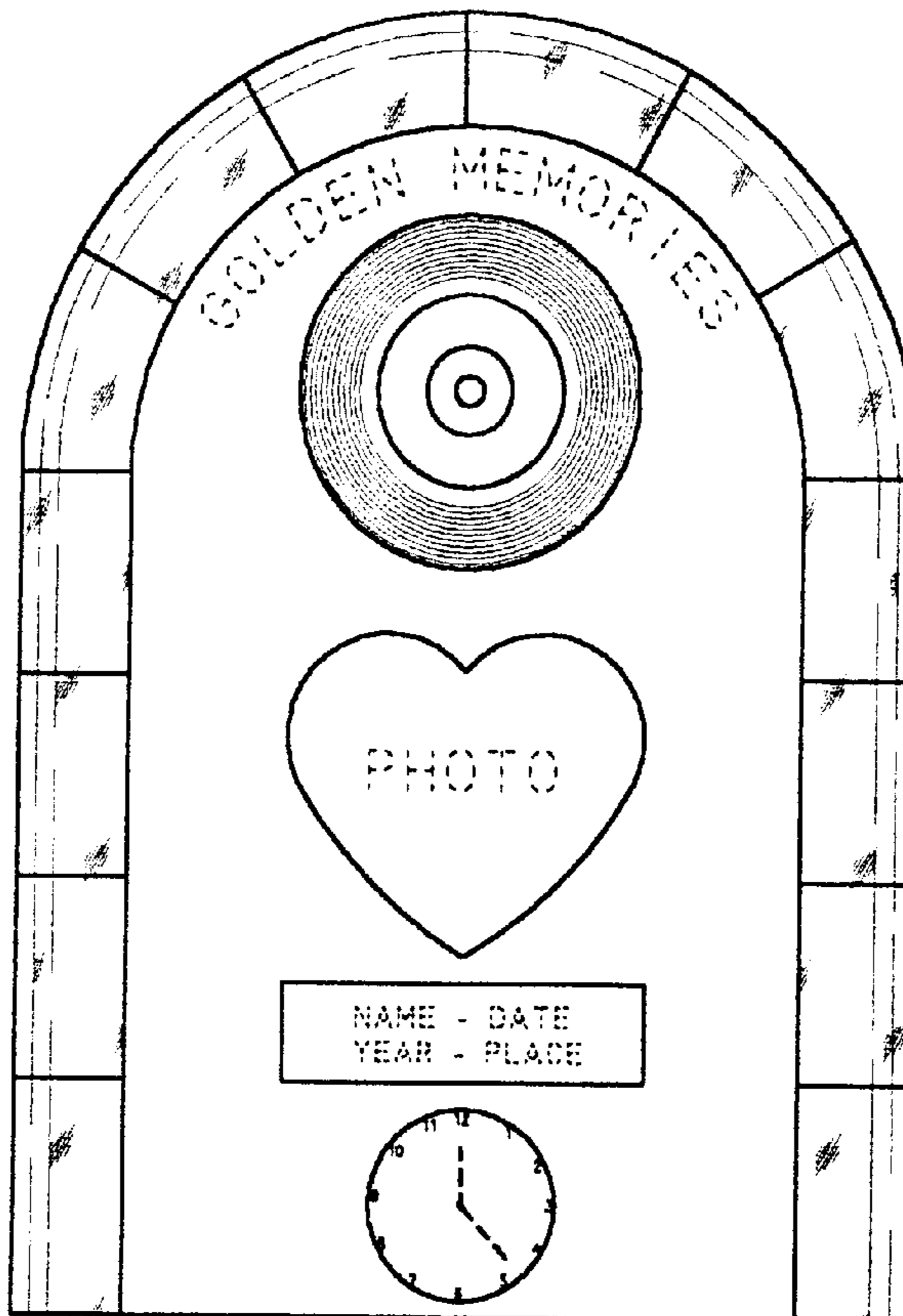
The broken lines showing of words in FIG. 1 and clock hands in FIGS. 1,3,4 and 5 are for illustrative purposes only and form no part of the claimed design.

(56) **References Cited**

U.S. PATENT DOCUMENTS

D. 143,115	*	12/1945	Bell	D11/132
D. 147,403	*	9/1947	Figather	D11/133
D. 188,666	*	8/1960	Thomson	D11/133
D. 268,634	*	4/1983	Gontana	D11/132 X
D. 308,350	*	6/1990	England	D11/132
D. 340,407		10/1993	Rahe et al.	.	
D. 369,573	*	5/1996	Sorce	D11/133
D. 381,211	*	7/1997	Aries et al.	D11/132 X
3,928,928		12/1975	Kalust	.	
4,541,188		9/1985	Sadorus	.	

1 Claim, 3 Drawing Sheets



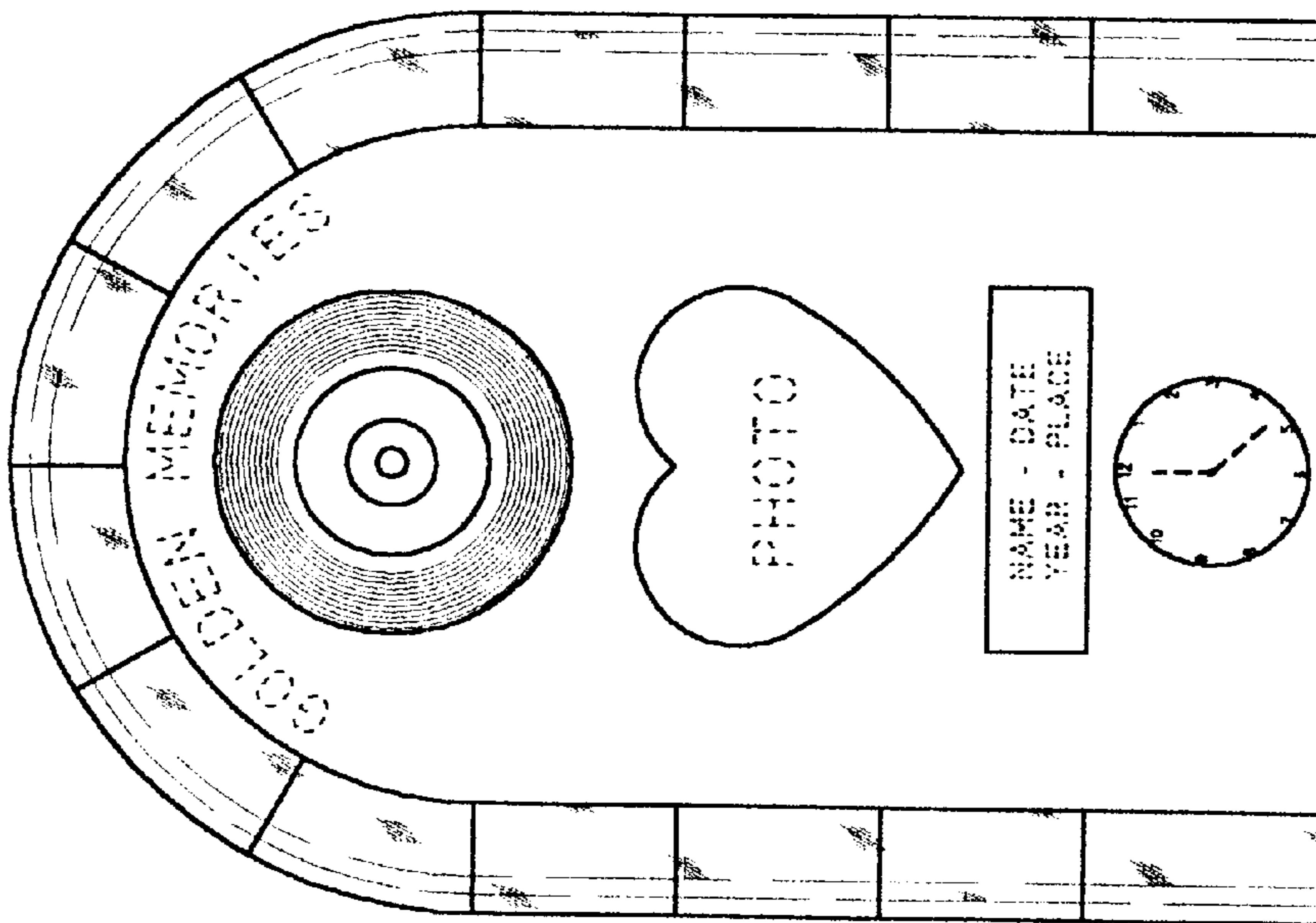


FIG. 1

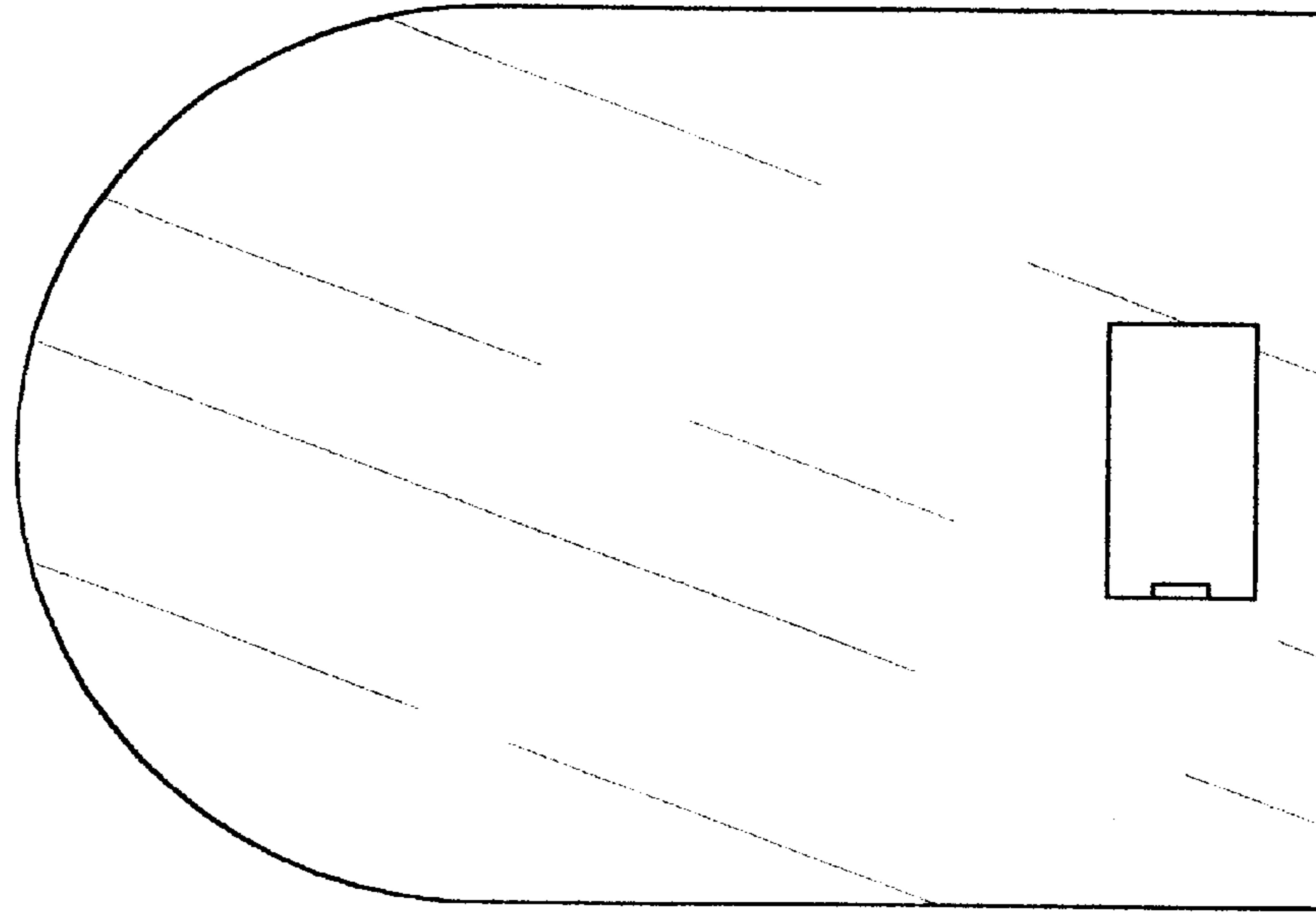


FIG. 2

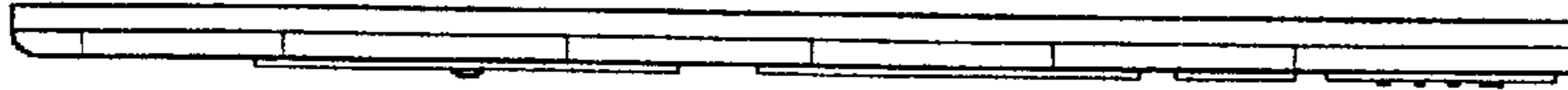


FIG. 3



FIG. 5



FIG. 4