



US00D448695B1

(12) **United States Design Patent**  
**Yuen**

(10) **Patent No.:** **US D448,695 S**

(45) **Date of Patent:** **\*\* Oct. 2, 2001**

(54) **PERSONAL SECURITY ALARM**  
(75) Inventor: **Se Kit Yuen, Kwun Tong (HK)**  
(73) Assignee: **John Manufacturing Limited, Kowloon (HK)**  
(\*\*) Term: **14 Years**

D. 356,968 \* 4/1995 Flick ..... D10/106  
D. 362,816 \* 10/1995 Yuen ..... D10/106  
D. 387,296 12/1997 Yuen .  
D. 388,713 1/1998 Yuen .  
D. 418,760 1/2000 Yuen .  
D. 431,486 \* 10/2000 Iseli et al. .... D10/106

\* cited by examiner

(21) Appl. No.: **29/129,886**  
(22) Filed: **Jul. 7, 2000**

*Primary Examiner*—Marcus A. Jackson  
(74) *Attorney, Agent, or Firm*—Merchant & Gould P.C.

(30) **Foreign Application Priority Data**

Jan. 18, 2000 (HK) ..... 0010100

(57) **CLAIM**

The ornamental design for a personal security alarm, as shown and described.

(51) **LOC (7) Cl.** ..... **10-05**  
(52) **U.S. Cl.** ..... **D10/106**  
(58) **Field of Search** ..... D10/104, 106, D10/116, 121; 340/540, 545, 546, 565, 568, 571, 572, 573

**DESCRIPTION**

FIG. 1 is a front plan view of an embodiment of a personal security alarm showing my new design, with the rope broken away to indicate indeterminate length;  
FIG. 2 is a rear plan view thereof;  
FIG. 3 is a left side plan view thereof;  
FIG. 4 is a right side plan view thereof;  
FIG. 5 is a top plan view thereof; and,  
FIG. 6 is bottom plan view thereof.

(56) **References Cited**

**U.S. PATENT DOCUMENTS**

D. 321,263 10/1991 Yuen .  
D. 355,863 \* 2/1995 Collins ..... D10/106

**1 Claim, 2 Drawing Sheets**

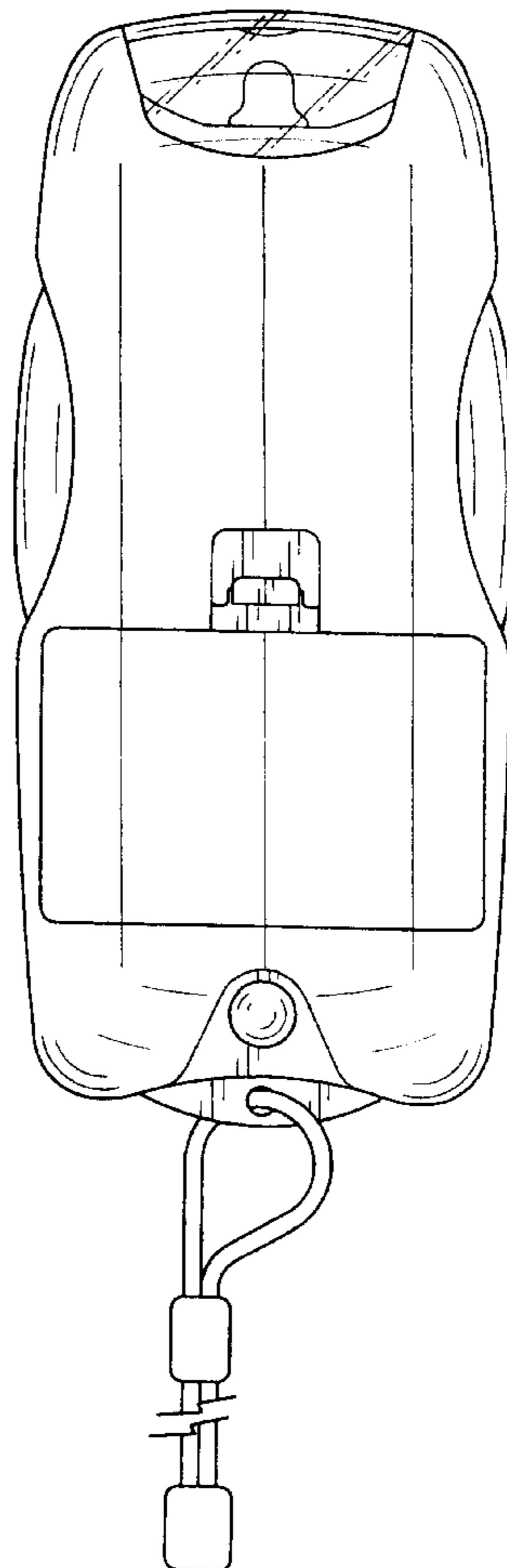
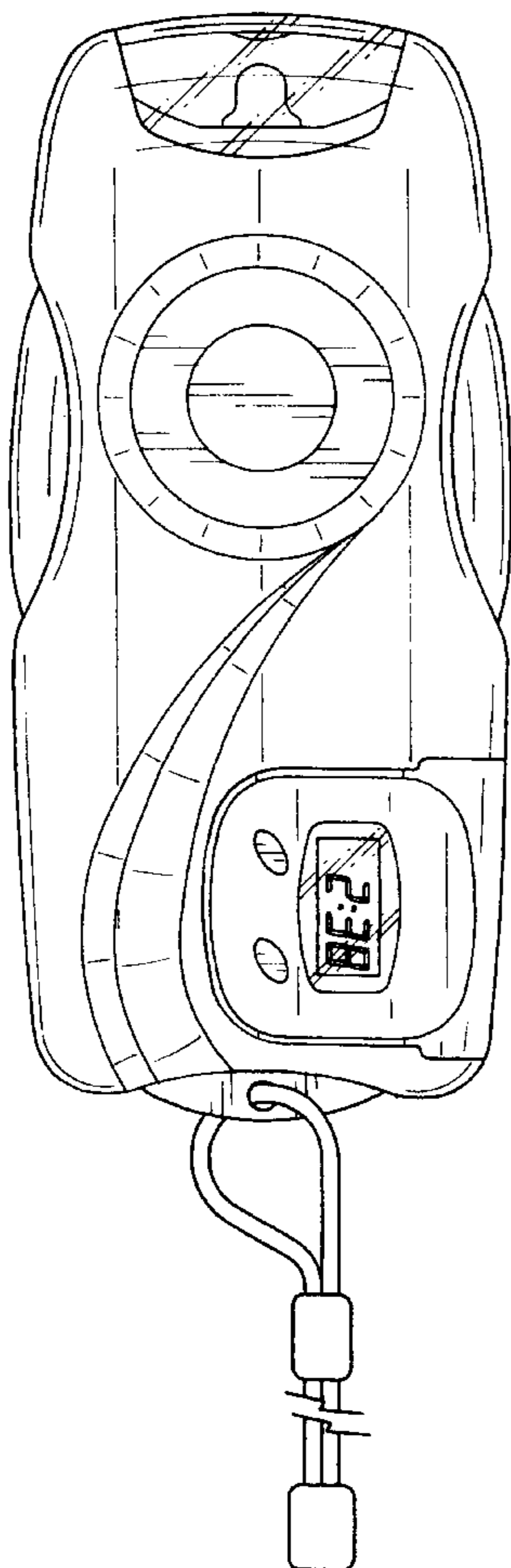


FIG. 1

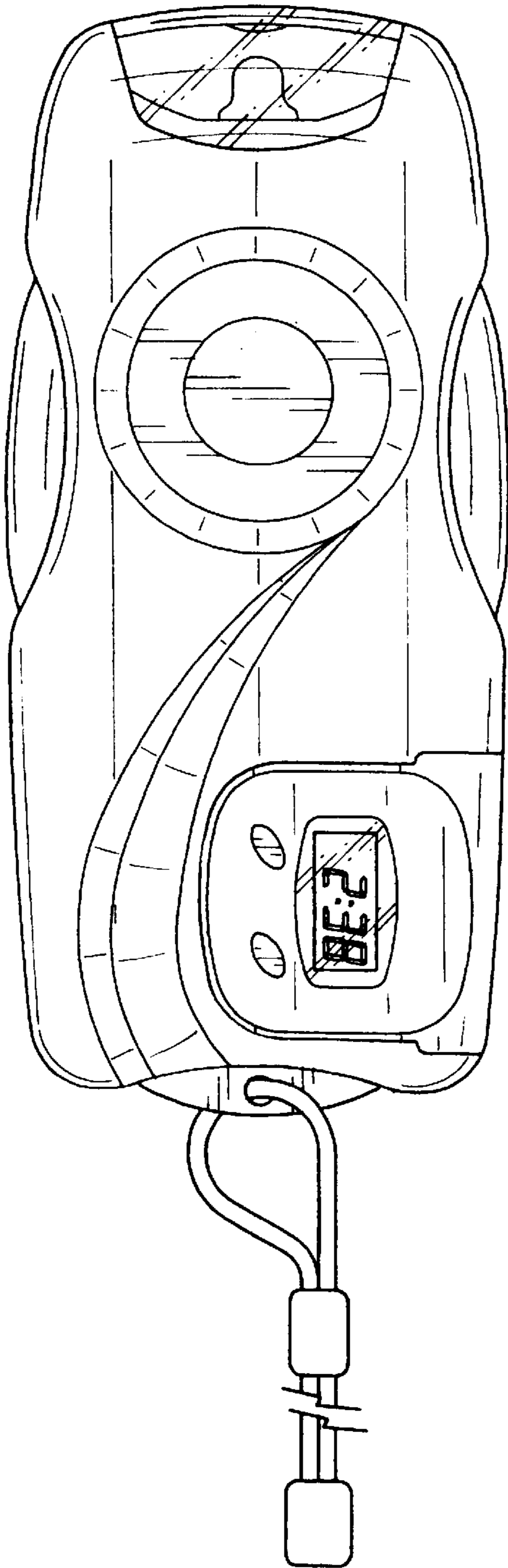


FIG. 2

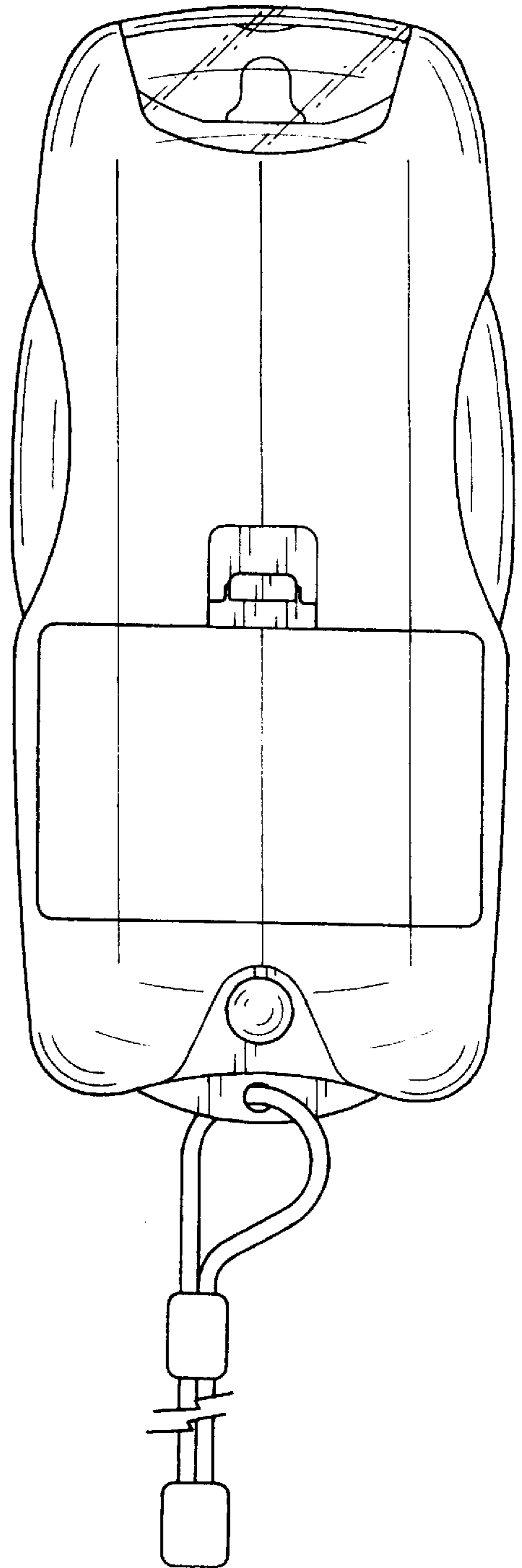


FIG. 3

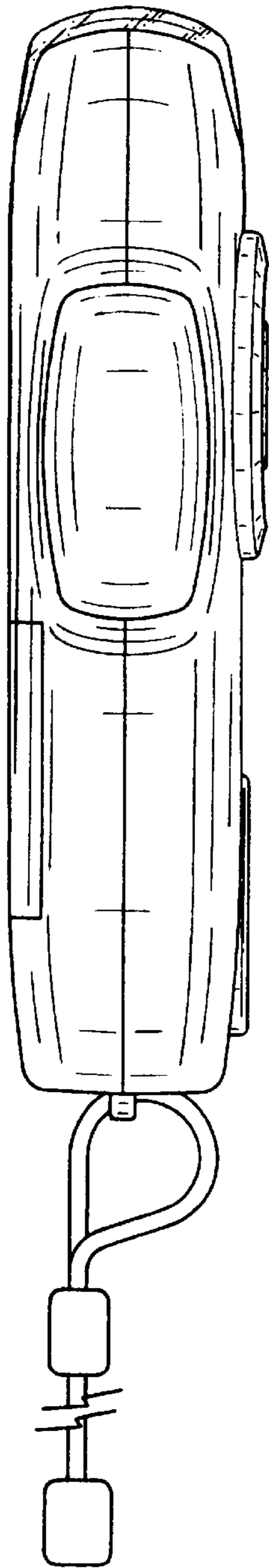


FIG. 4

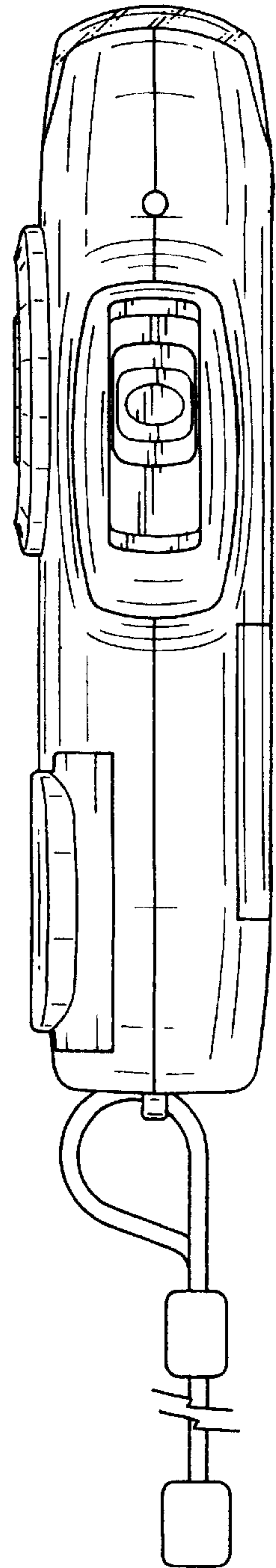


FIG. 5

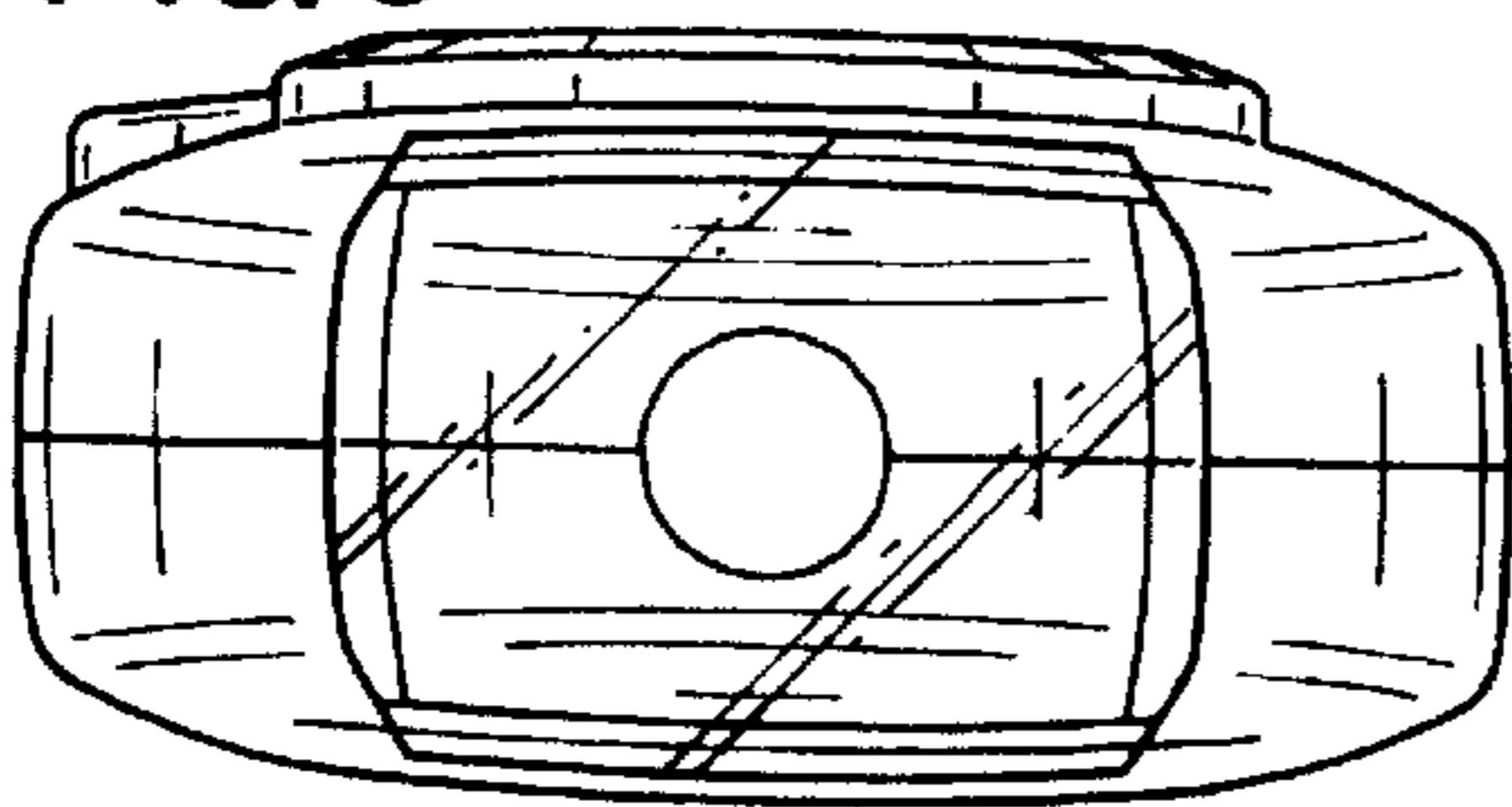


FIG. 6

