



US00D448682B1

(12) **United States Design Patent**
Sato

(10) **Patent No.:** **US D448,682 S**

(45) **Date of Patent:** **** Oct. 2, 2001**

(54) **WRIST WATCH**

(75) **Inventor:** **Shinji Sato, Tokyo (JP)**

(73) **Assignee:** **Seiko Kabushiki Kaisha, Tokyo (JP)**

(**) **Term:** **14 Years**

(21) **Appl. No.:** **29/129,588**

(22) **Filed:** **Sep. 18, 2000**

(30) **Foreign Application Priority Data**

Mar. 17, 2000 (JP) 12-006030

(51) **LOC (7) Cl.** **10-02**

(52) **U.S. Cl.** **D10/39**

(58) **Field of Search** D10/1-40, 122-132;
368/280-282, 276-277, 285

(56) **References Cited**

U.S. PATENT DOCUMENTS

D. 407,329 * 3/1999 Kawashima et al. D10/30

D. 428,346 * 7/2000 Goto et al. D10/30
D. 441,303 * 5/2001 Hanagata D10/30
4,972,393 * 11/1990 Sase et al. 368/28

* cited by examiner

Primary Examiner—Nelson C. Holtje

(74) *Attorney, Agent, or Firm*—Stroock & Stroock & Lavan LLP

(57) **CLAIM**

The ornamental design for a wrist watch, as shown in the drawings.

DESCRIPTION

FIG. 1 is a perspective view of a wrist watch;
FIG. 2 is a front elevational view thereof;
FIG. 3 is a rear elevational view thereof;
FIG. 4 is a top plan view thereof;
FIG. 5 is a bottom plan view thereof;
FIG. 6 is a left side elevational view thereof; and,
FIG. 7 is a right side elevational view thereof.

1 Claim, 2 Drawing Sheets




FIG. 1

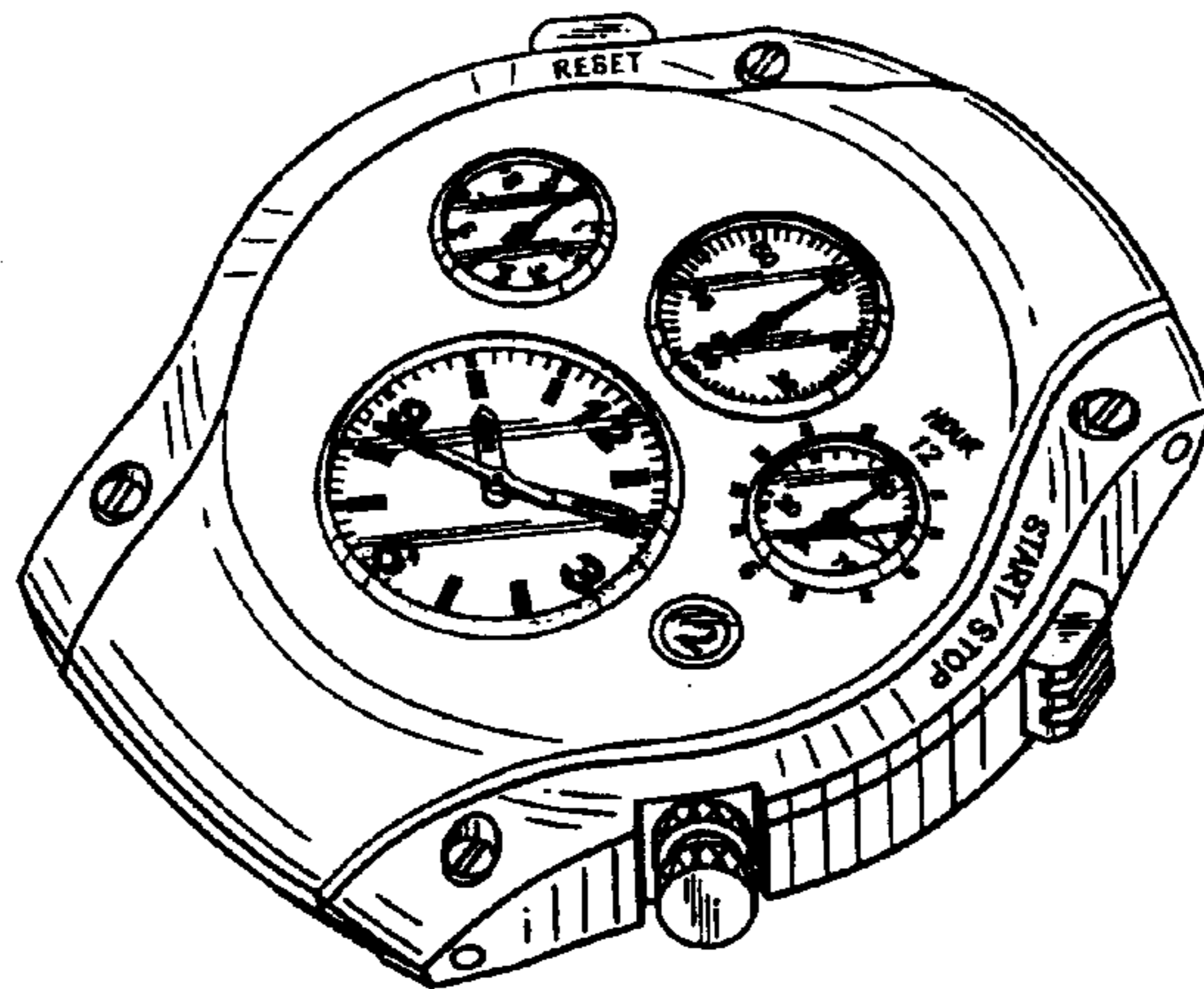


FIG. 2




FIG. 3

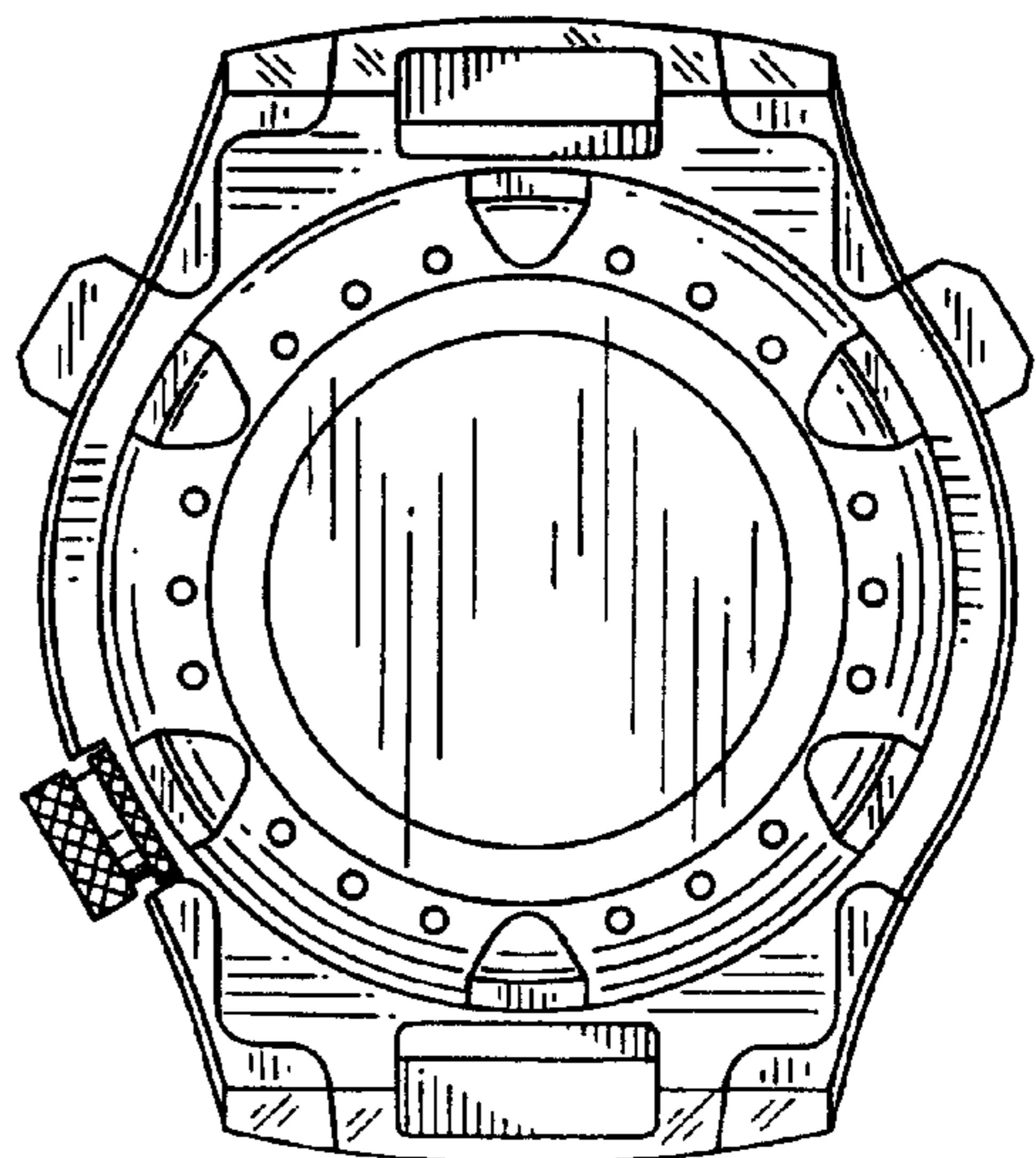


FIG. 4

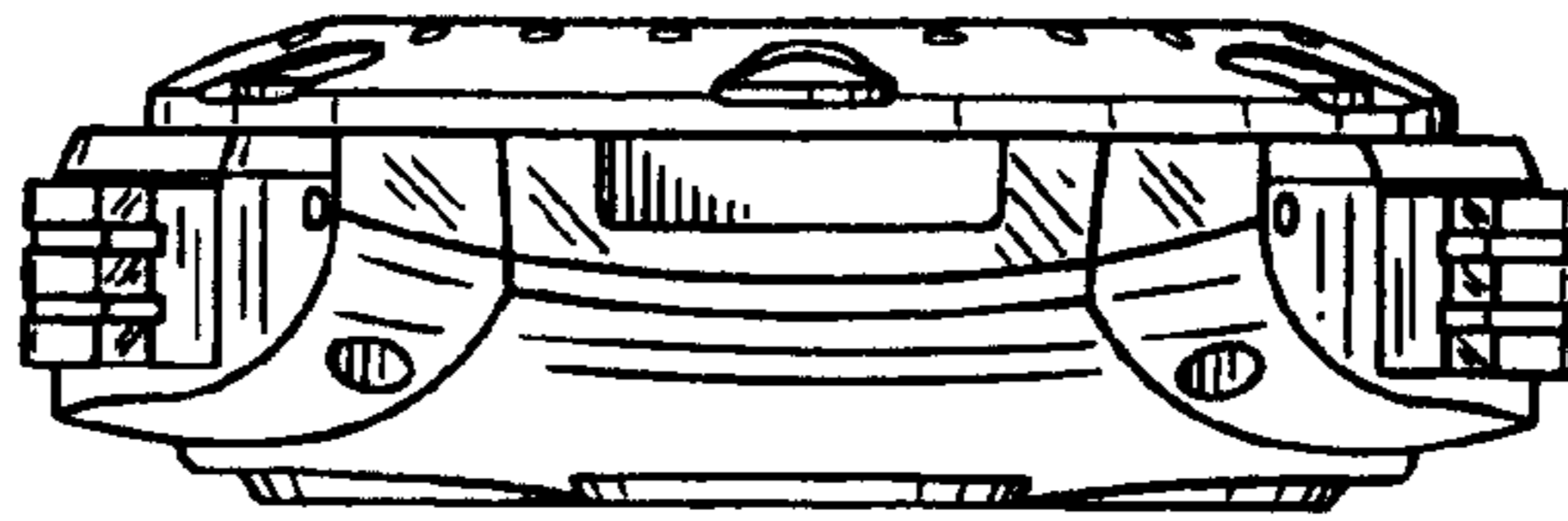


FIG. 5




FIG. 6




FIG. 7

