



US00D448679B1

(12) **United States Design Patent**
Müller

(10) **Patent No.:** **US D448,679 S**

(45) **Date of Patent:** **** Oct. 2, 2001**

(54) **WATCH**

(75) **Inventor:** **Jacques Müller, Reconvilier (CH)**

(73) **Assignee:** **Swatch AG, Bienne (CH)**

(**) **Term:** **14 Years**

(21) **Appl. No.:** **29/111,847**

(22) **Filed:** **Oct. 4, 1999**

(30) **Foreign Application Priority Data**

Apr. 28, 1999 (XH) DM/047 649

(51) **LOC (7) Cl.** **10-02**

(52) **U.S. Cl.** **D10/30; D10/38**

(58) **Field of Search** D10/1-40, 122-132;
368/280-282, 276-277, 28-30, 285, 239-242,
82-84, 41-44

(56) **References Cited**

U.S. PATENT DOCUMENTS

D. 387,677 * 12/1997 Hanagata D10/30

D. 394,398 * 5/1998 Matsuda D10/30

D. 396,650 * 8/1998 Sugita et al. D10/30
D. 409,502 * 5/1999 Muller D10/30
D. 413,528 * 9/1999 Moriai D10/30
D. 413,816 * 9/1999 Schiavo et al. D10/30
D. 417,399 * 12/1999 Sugisawa D10/30
5,363,351 * 11/1994 Carney 368/282

* cited by examiner

Primary Examiner—Nelson C. Holtje

(74) *Attorney, Agent, or Firm*—Collen Law Associates, P.C.

(57) **CLAIM**

The ornamental design for a watch, as shown and described.

DESCRIPTION

FIG. 1 is top view of my new and ornamental design for a watch;

FIG. 2 is a bottom view thereof;

FIG. 3 is a left side view thereof;

FIG. 4 is a right side view thereof;

FIG. 5 is a rear view thereof;

FIG. 6 is a front view thereof; and,

FIG. 7 is a top right perspective view thereof.

1 Claim, 3 Drawing Sheets






Fig. 1




Fig. 2




Fig. 3




Fig. 4




Fig. 5




Fig. 6




Fig. 7