



US00D448669B1

(12) **United States Design Patent**
Carducci et al.

(10) **Patent No.:** **US D448,669 S**

(45) **Date of Patent:** **** Oct. 2, 2001**

(54) **BEVERAGE CAN LID**

(76) Inventors: **John Carducci; Adriana D Carducci,**
both of 67 Wayne Ave, Scarborough,
Ontario (CA), M1R 1Y4

(**) Term: **14 Years**

(21) Appl. No.: **29/129,452**

(22) Filed: **Sep. 15, 2000**

(51) **LOC (7) Cl.** **09-07**

(52) **U.S. Cl.** **D9/454**

(58) **Field of Search** D9/435, 445, 454,
D9/438; D7/629, 392, 392.1; 220/780, 789,
793, 796, 805

(56) **References Cited**

U.S. PATENT DOCUMENTS

- D. 281,758 * 12/1985 Trombly D7/392.1
- D. 291,971 9/1987 Smith .
- D. 327,648 * 7/1992 Cane D9/435 X
- D. 332,403 1/1993 Johnson, III .
- D. 398,997 * 9/1998 Taylor D9/454 X
- D. 415,420 * 10/1999 Chen D7/629 X
- D. 417,152 11/1999 Keller et al. .
- D. 423,932 * 5/2000 Miura D9/438

- D. 436,866 * 1/2001 Freeman D9/454 X
- 2,281,649 5/1942 Williams .
- 4,815,628 3/1989 Wehnert, III .
- 5,105,964 4/1992 Heath .
- 5,221,020 6/1993 Brimo, II .
- 5,452,818 * 9/1995 Yost 220/258

* cited by examiner

Primary Examiner—Cathron C. Brooks


(57) **CLAIM**

The ornamental design for a beverage can lid, as shown and described.

DESCRIPTION

FIG. 1 is a front elevational view of the beverage can lid of the present invention;
 FIG. 2 is a rear elevational view of the beverage can lid of FIG. 1;
 FIG. 3 is a left side elevational view of the beverage can lid of FIG. 1, the right view being a mirror image thereof; and,
 FIG. 4 is a bottom plan view of the beverage can lid of FIG. 1, the top view being a mirror image thereof.
 The broken line showing of a can in FIG 4 is for illustrative purposes only and forms no part of the claimed design.

1 Claim, 2 Drawing Sheets



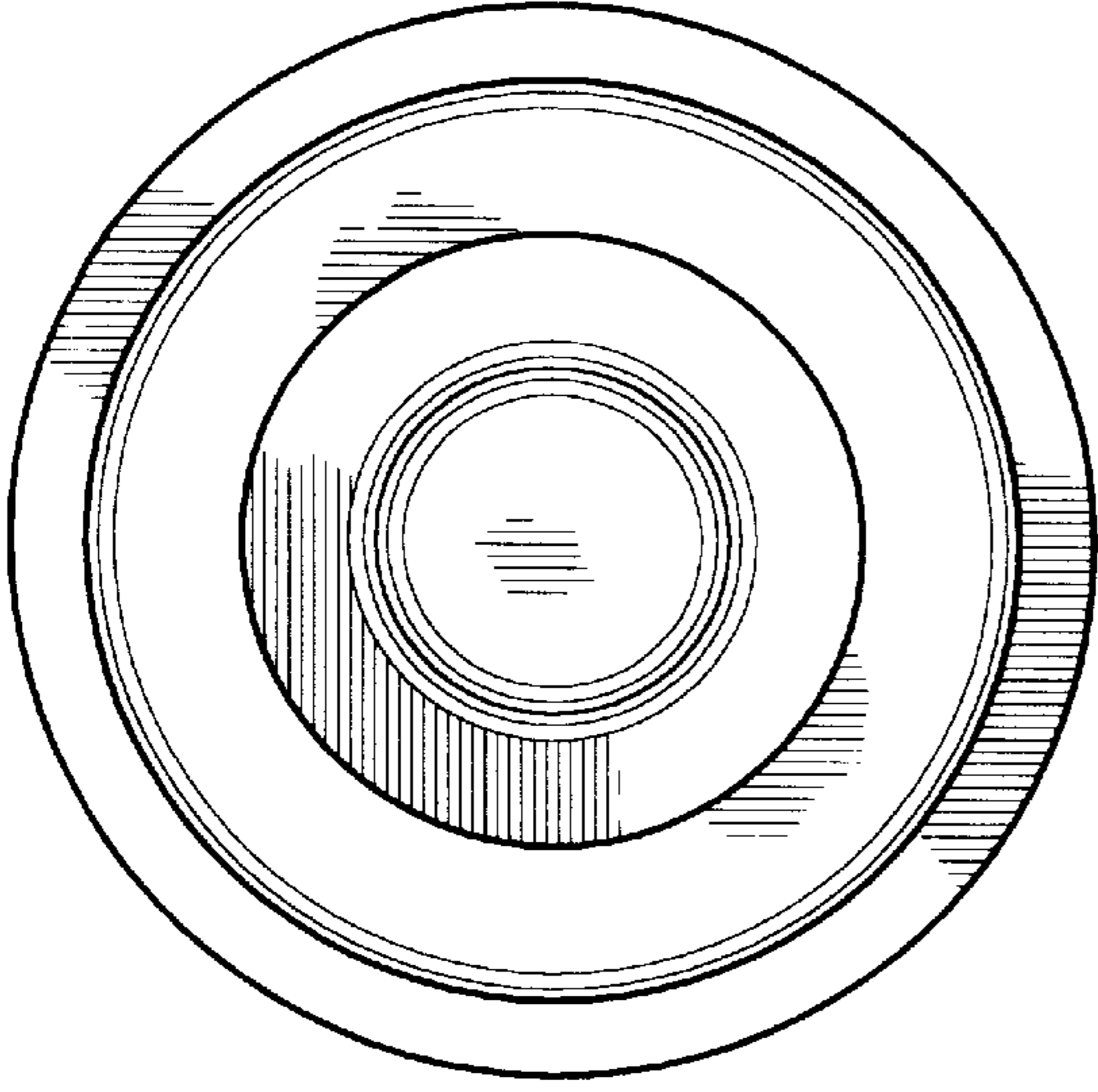


FIG. 1




FIG. 3

FIG. 2




FIG. 4