



US00D448666B1

(12) **United States Design Patent**
Fields

(10) **Patent No.:** **US D448,666 S**

(45) **Date of Patent:** **** Oct. 2, 2001**

(54) **CAN END**

(75) **Inventor:** **Brian Fields, Hinsdale, IL (US)**

(73) **Assignee:** **Crown Cork & Seal Technologies Corporation, Alsip, IL (US)**

(**) **Term:** **14 Years**

(21) **Appl. No.:** **29/135,401**

(22) **Filed:** **Jan. 12, 2001**

(51) **LOC (7) Cl.** **09-07**

(52) **U.S. Cl.** **D9/438**

(58) **Field of Search** **D9/438, 518; 220/269-273**

(56) **References Cited**

U.S. PATENT DOCUMENTS

D. 382,481	*	8/1997	McEldowney	D9/438
D. 385,192	*	10/1997	Hurst et al.	D9/438
D. 387,666	*	12/1997	Wise	D9/438
D. 387,987	*	12/1997	Neiner	D9/438
D. 396,635	*	8/1998	McEldowney	D9/438
D. 397,296	*	8/1998	McEldowney et al.	D9/438
D. 402,887	*	12/1998	Hurst	D9/438
D. 406,236	*	3/1999	Brifcani et al.	D9/438

D. 410,844	*	6/1999	Hurst	D9/438
D. 411,107	*	6/1999	Turner et al.	D9/438
D. 415,026	*	10/1999	Turner et al.	D9/438
D. 424,438	*	5/2000	Turner et al.	D9/438
D. 434,983	*	12/2000	Hurst	D9/438
5,711,448	*	1/1998	Clarke, III	220/269
5,715,964	*	2/1998	Turner et al.	220/269

* cited by examiner

Primary Examiner—Cathron C Brooks

(74) *Attorney, Agent, or Firm*—Woodcock Washburn Kurtz Mackiewicz & Norris LLP

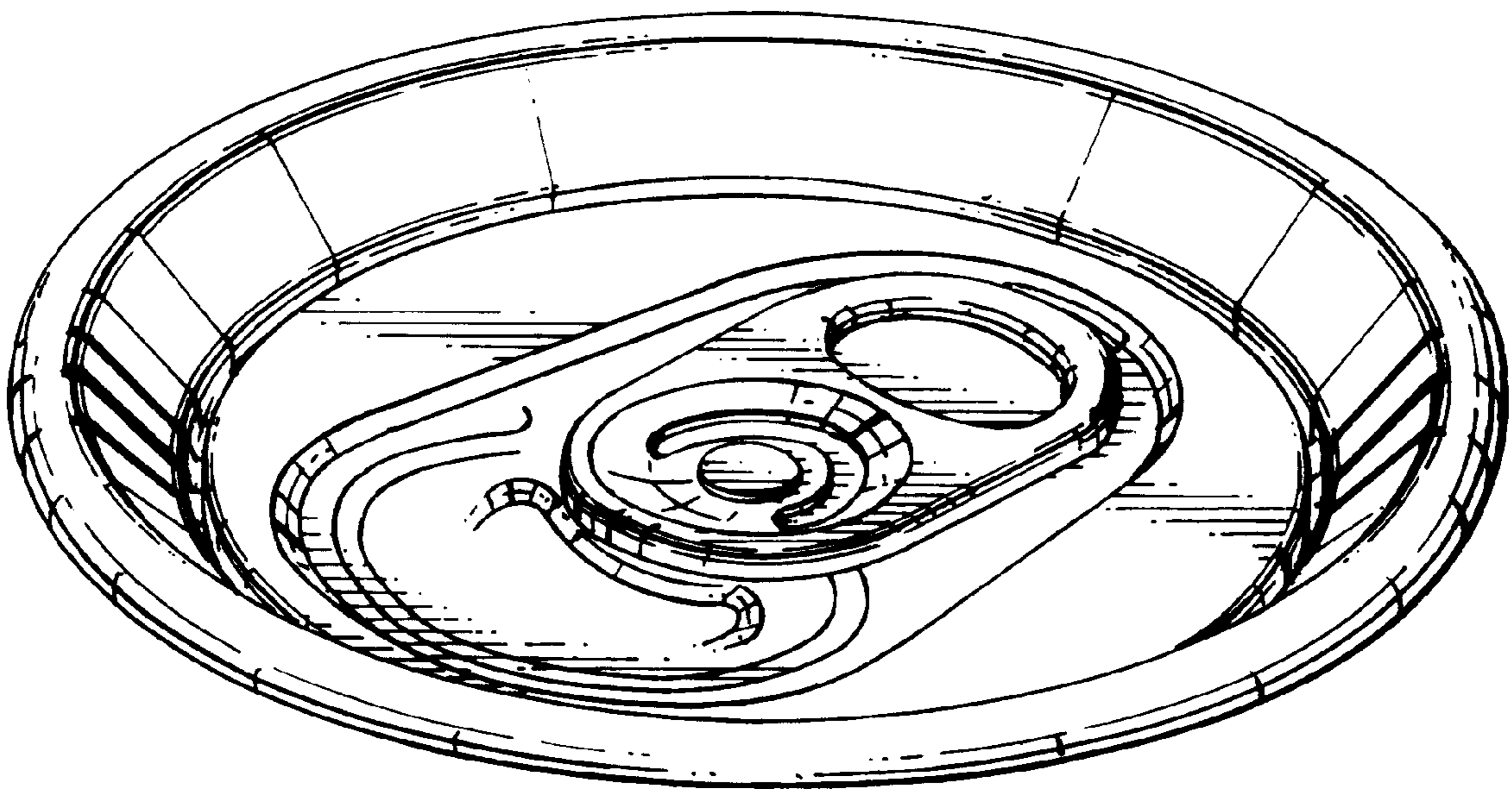
(57) **CLAIM**

The ornamental design for a can end, as shown and described.

DESCRIPTION

FIG. 1 is a top perspective view of a can end showing my new design;
FIG. 2 is a top plan view thereof;
FIG. 3 is a side elevational view thereof; the other side being a mirror image thereof; and,
FIG. 4 is a bottom plan view thereof.

1 Claim, 2 Drawing Sheets



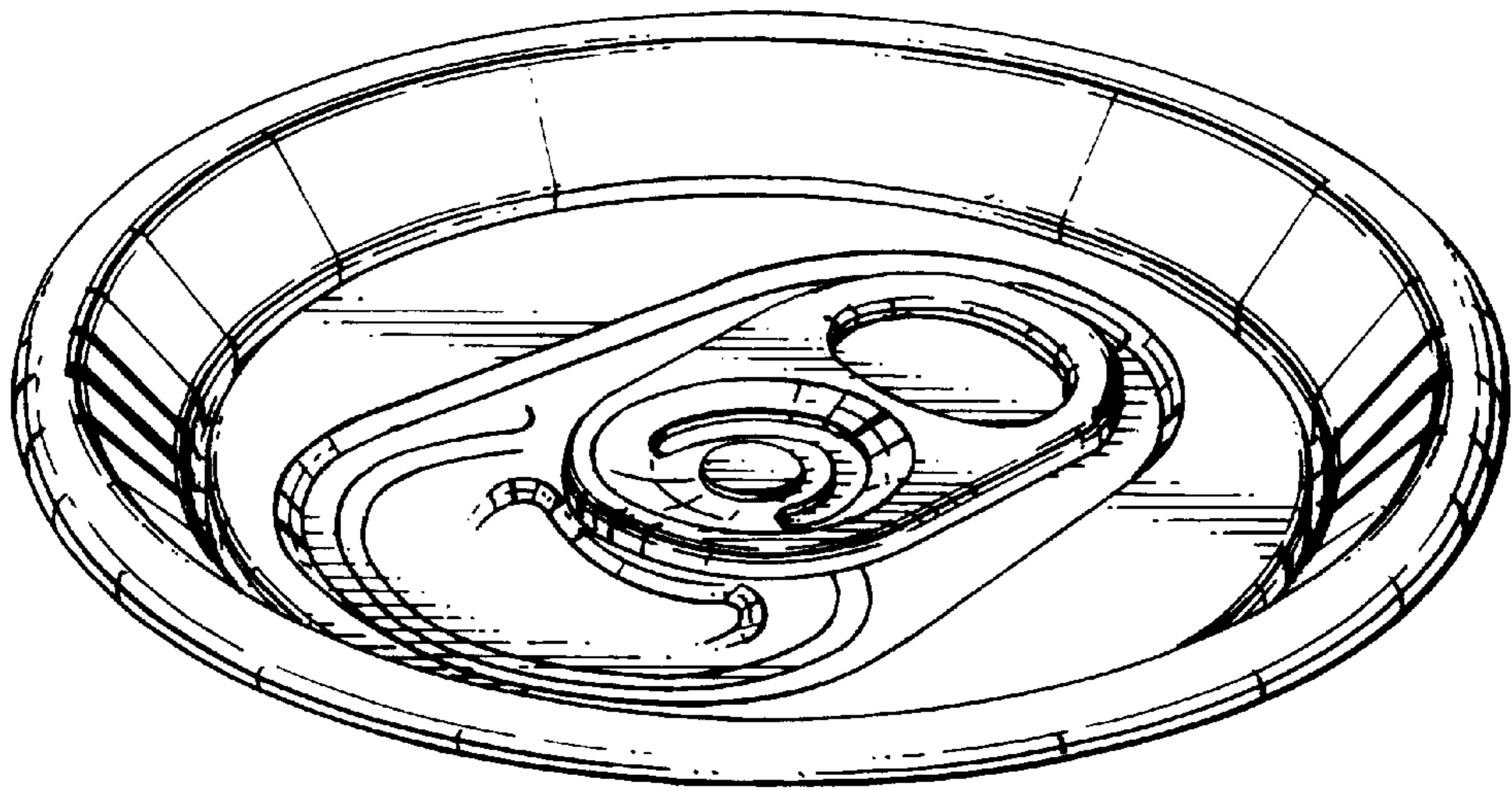


Fig.1.

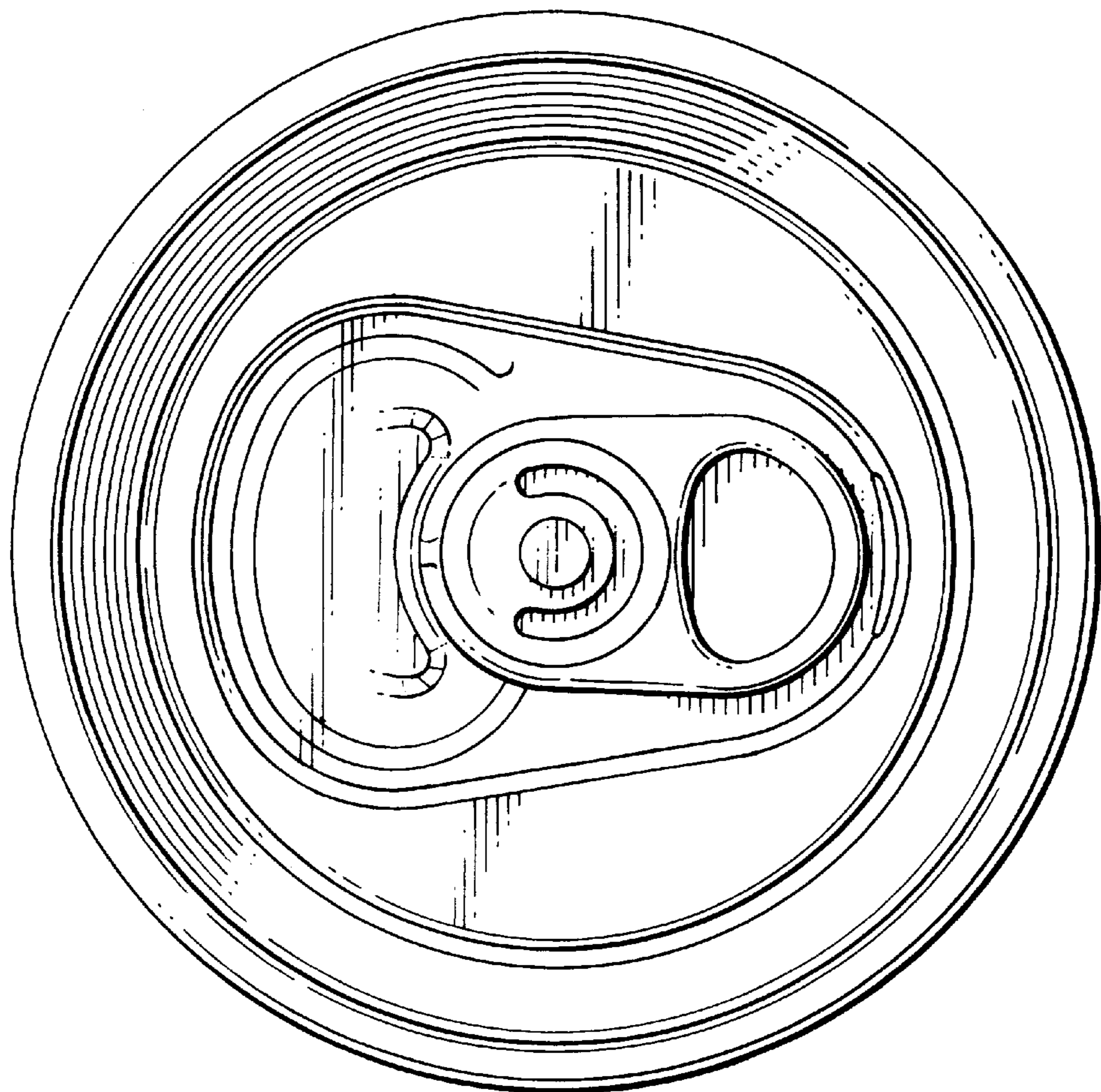


Fig.2.



Fig.3.

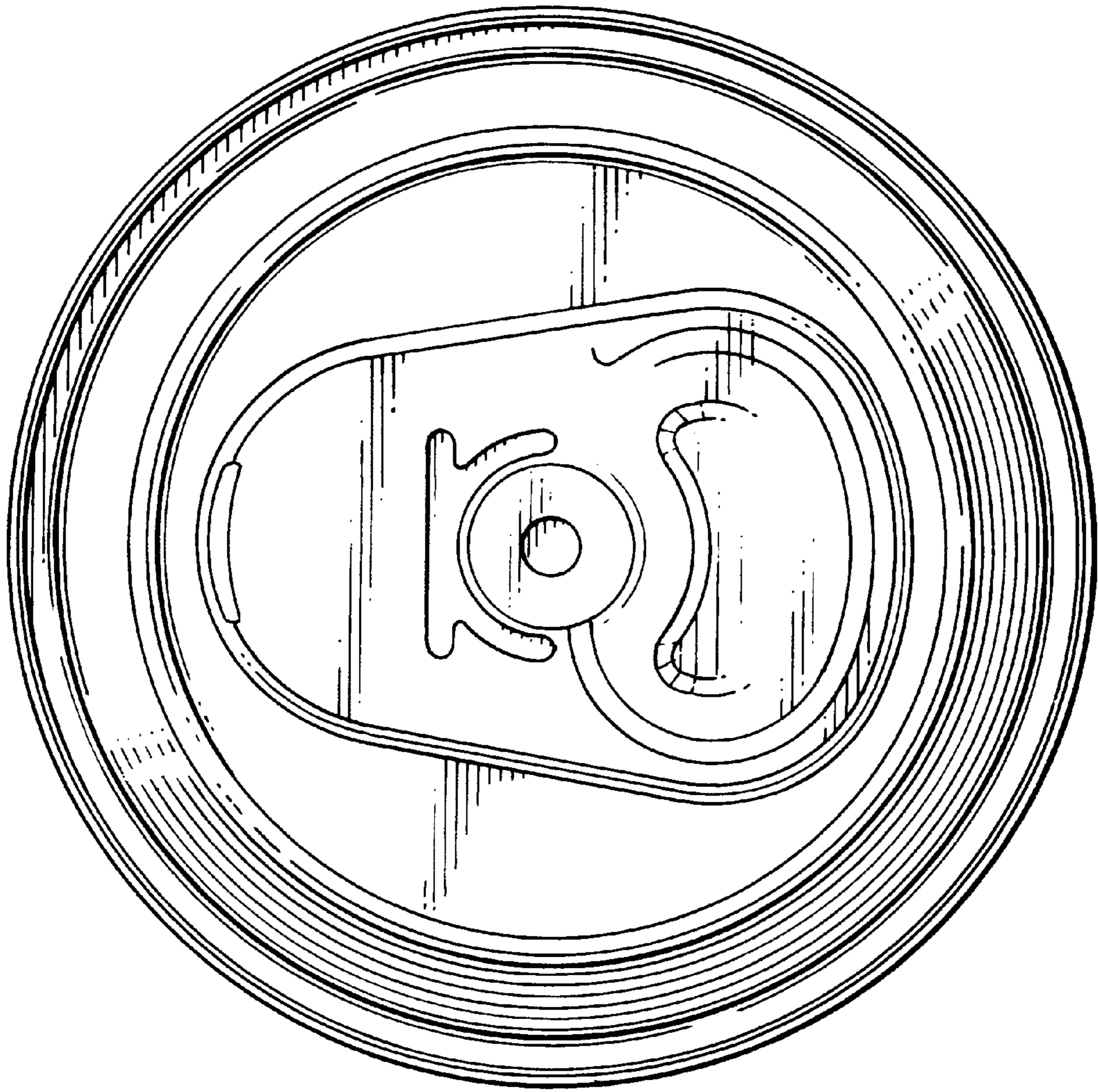


Fig.4.