



US00D448647B1

(12) **United States Design Patent**
Goldsbury

(10) **Patent No.:** **US D448,647 S**

(45) **Date of Patent:** **** Oct. 2, 2001**

(54) **HANDLE**

(75) **Inventor:** **Aaron Goldsbury, Wellington (NZ)**

(73) **Assignee:** **Interlock Group Limited (NZ)**

(**) **Term:** **14 Years**

(21) **Appl. No.:** **29/098,698**

(22) **Filed:** **Jan. 4, 1999**

(30) **Foreign Application Priority Data**

Jul. 3, 1998 (NZ) 29477

(51) **LOC (7) Cl.** **08-06**

(52) **U.S. Cl.** **D8/319; D8/320**

(58) **Field of Search** **D8/300, 301, 302,**
D8/315-320, 350, 352; 16/110 R, 111 R,
124

(56) **References Cited**

U.S. PATENT DOCUMENTS

- D. 340,398 * 10/1993 Clancy D8/317
- D. 384,266 * 9/1997 Mantarakis et al. D8/319
- D. 384,568 * 10/1997 Mantarakis et al. D8/317

- D. 397,604 * 9/1998 Libby et al. D8/319
- D. 409,472 * 5/1999 Wang D8/320
- D. 427,878 * 7/2000 Frey D8/302
- D. 431,994 * 10/2000 Libby et al. D8/301

* cited by examiner

Primary Examiner—B. J. Bullock

(74) *Attorney, Agent, or Firm*—Blakely Sokoloff Taylor & Zafman

(57) **CLAIM**

The ornamental design for a handle, as shown and described.

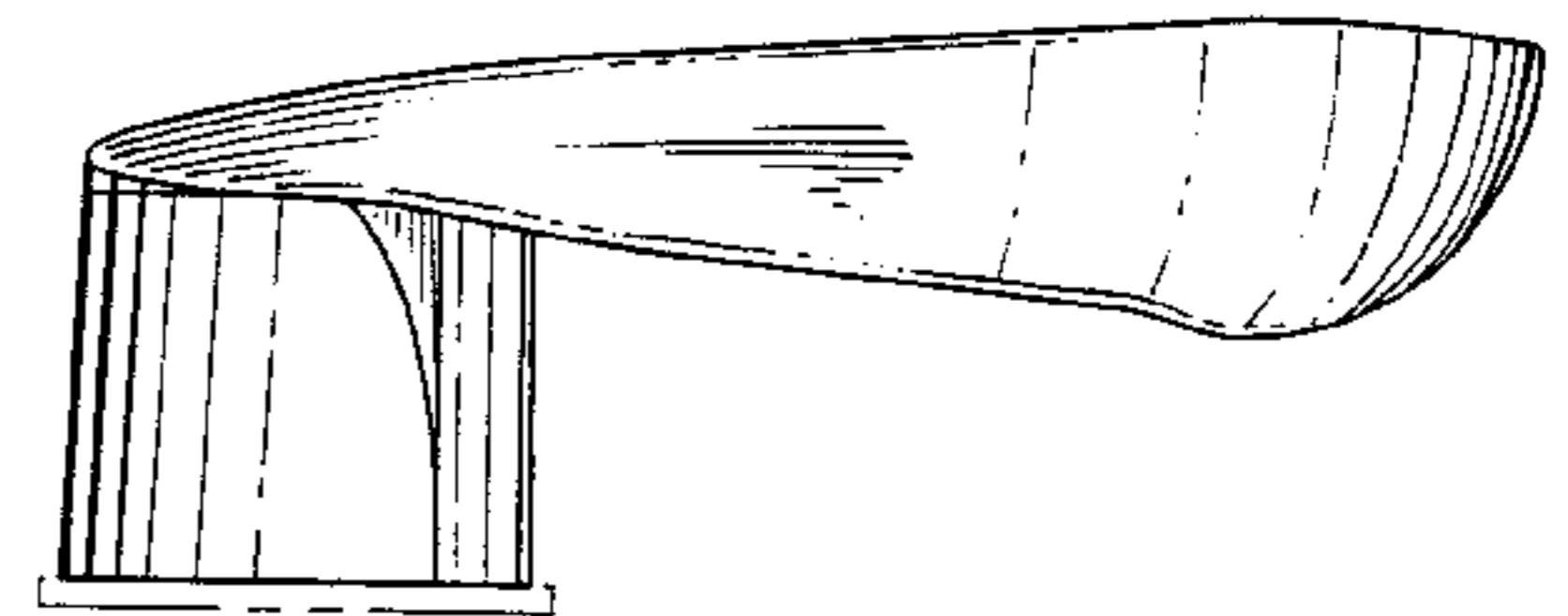
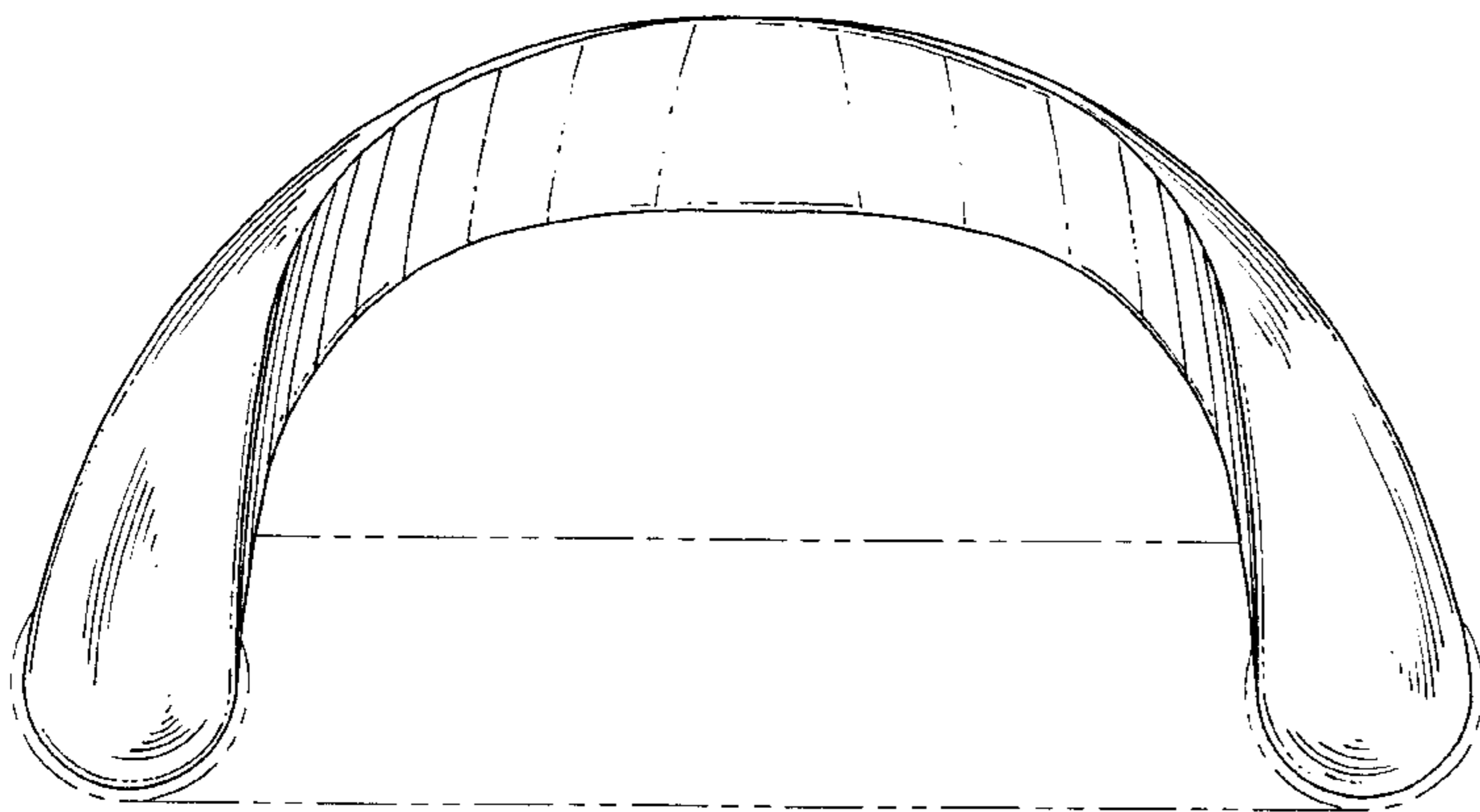
DESCRIPTION

FIG. 1 is a top view thereof;
 FIG. 2 is a perspective view thereof;
 FIG. 3 is a side elevational view taken from the right of FIG. 1; and,
 FIG. 4 is an end elevational view thereof.

The surface(s) or portion(s) of the article not shown in the drawing or described in the specification form(s) no part of the claimed design.

The broken lines are for illustrative purposes only and form no part of the claimed design.

1 Claim, 2 Drawing Sheets



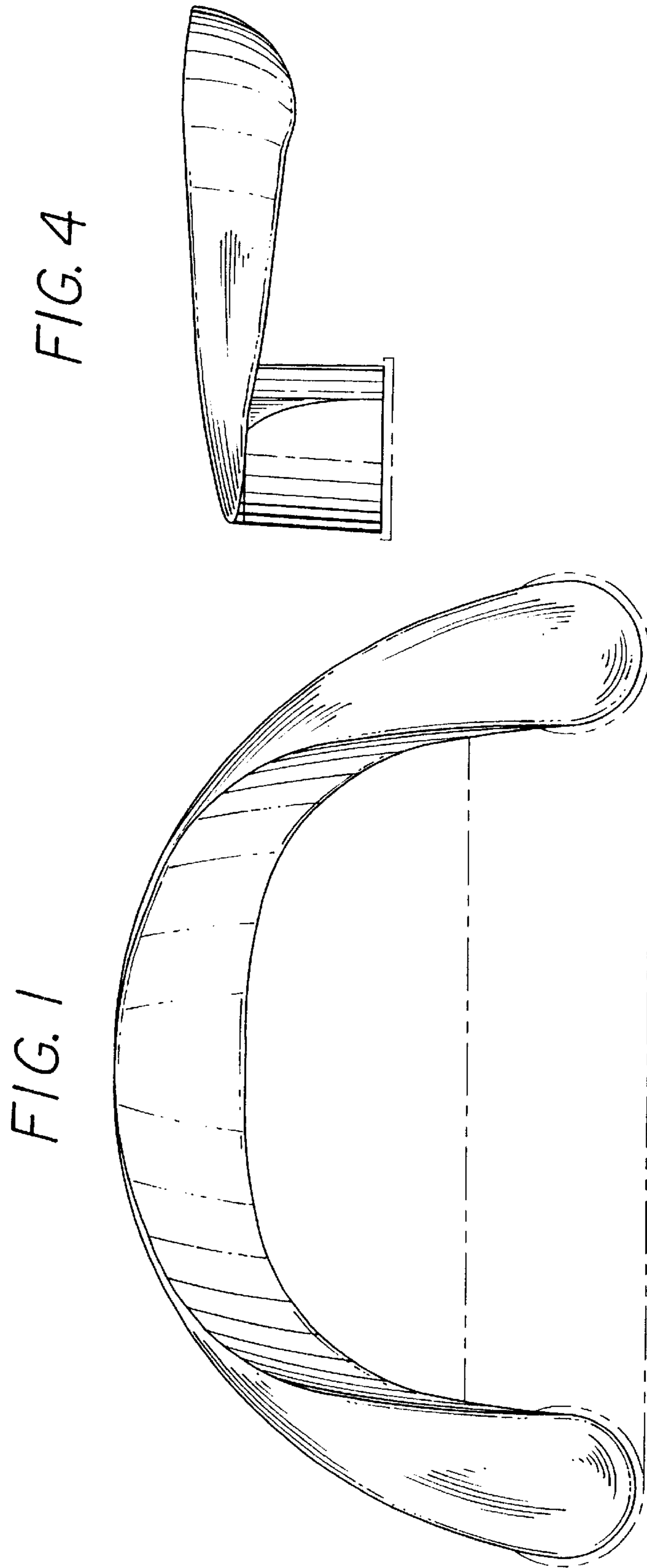


FIG. 2

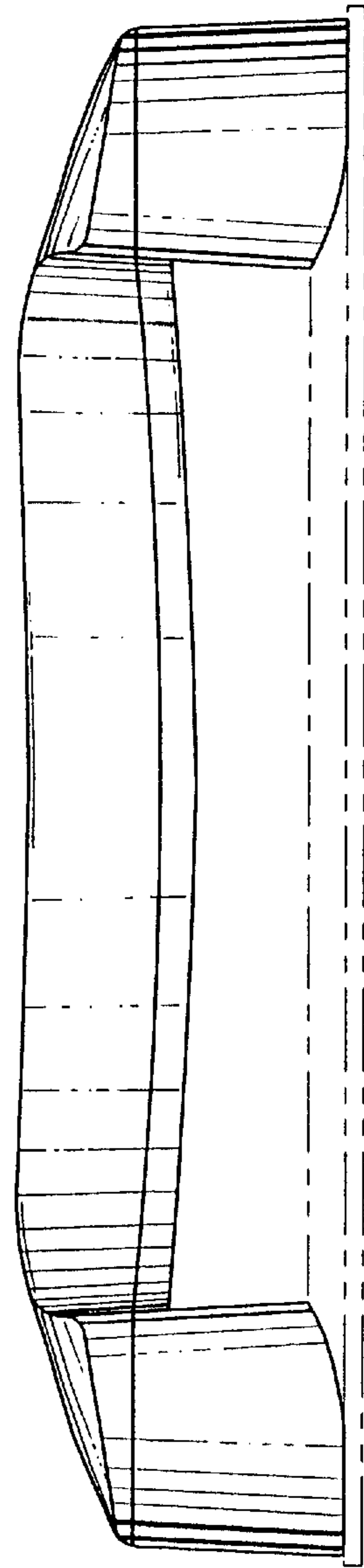
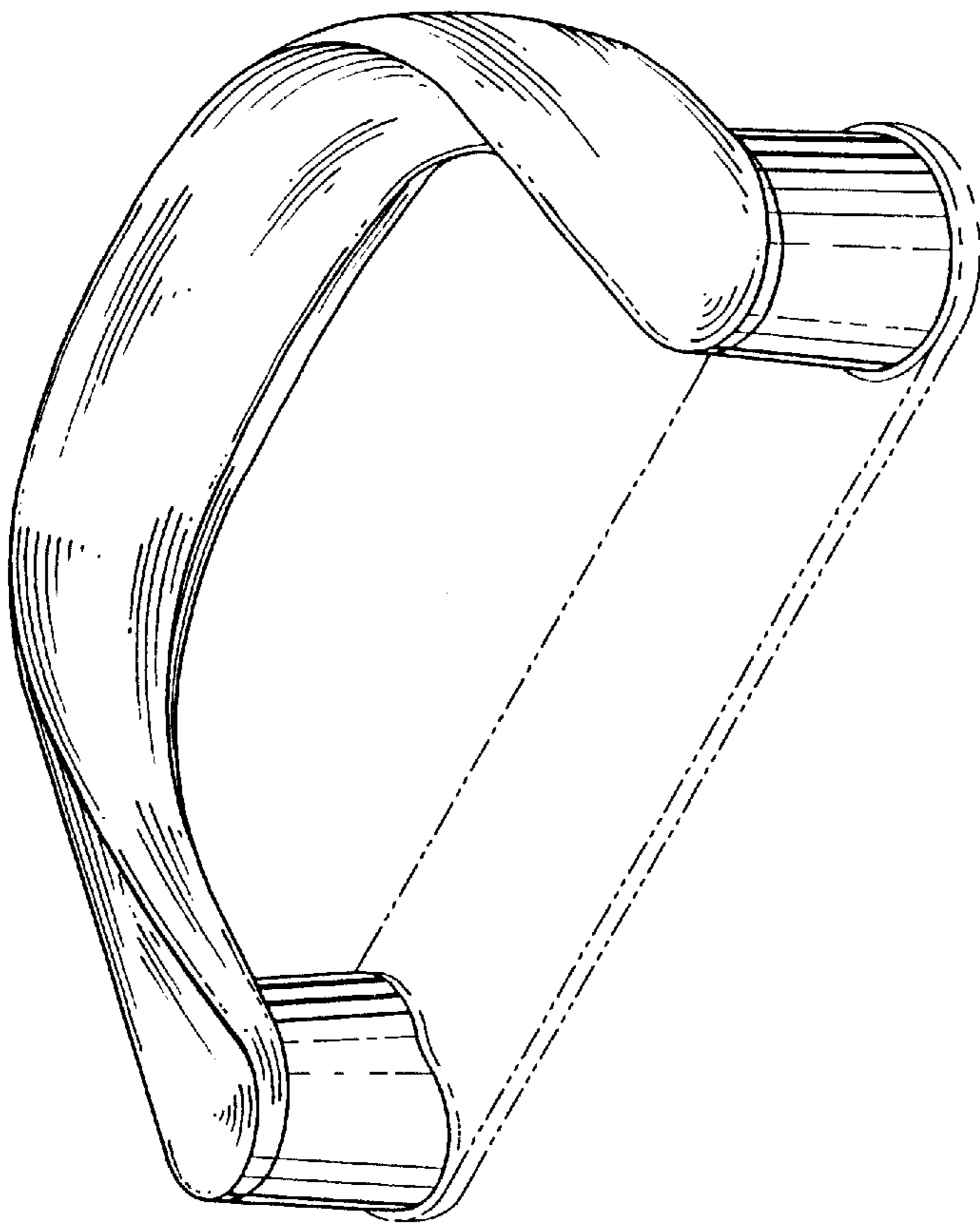


FIG. 3