



US00D448646B1

(12) **United States Design Patent**
Sargentelli

(10) **Patent No.:** **US D448,646 S**

(45) **Date of Patent:** **** Oct. 2, 2001**

(54) **MOTORCYCLE HANDLEBAR GRIPS**

(76) **Inventor:** **Neil Sargentelli**, 58 New St., Belleville, NJ (US) 07109

(**) **Term:** **14 Years**

(21) **Appl. No.:** **29/131,695**

(22) **Filed:** **Oct. 26, 2000**

(51) **LOC (7) Cl.** **08-06**

(52) **U.S. Cl.** **D8/303**

(58) **Field of Search** D8/303, 300; D12/179, D12/178, 111, 110, 112, 113; 74/551.8, 551.9; 16/110 R, 110.5, 111 R, DIG. 12

(56) **References Cited**

U.S. PATENT DOCUMENTS

- D. 300,506 * 4/1989 Pedone D8/303
- D. 368,011 * 3/1996 McCoy D8/303
- D. 403,035 * 12/1998 MacPherson D8/303

* cited by examiner

Primary Examiner—Melody N. Brown
(74) *Attorney, Agent, or Firm*—Klauber & Jackson

(57) **CLAIM**

The ornamental design for a motorcycle handlebar grips, as shown and described.

DESCRIPTION

FIG. 1 is a rear perspective view, showing a handlebar grip of the motorcycle of my new design;
 FIG. 2 is a top view thereof;
 FIG. 3 is a bottom view thereof;
 FIG. 4 is an end view of the closed portion of the handlebar grip;
 FIG. 5 is an end view of the open portion of the handlebar grip; and,
 FIG. 6 is a side view similar to that of FIGS. 2 and 3, the opposite side view being identical thereto.
 Those portions of the drawings set out in dotted lines do not form a part of the claimed design.

1 Claim, 2 Drawing Sheets




FIG. 1




FIG. 2

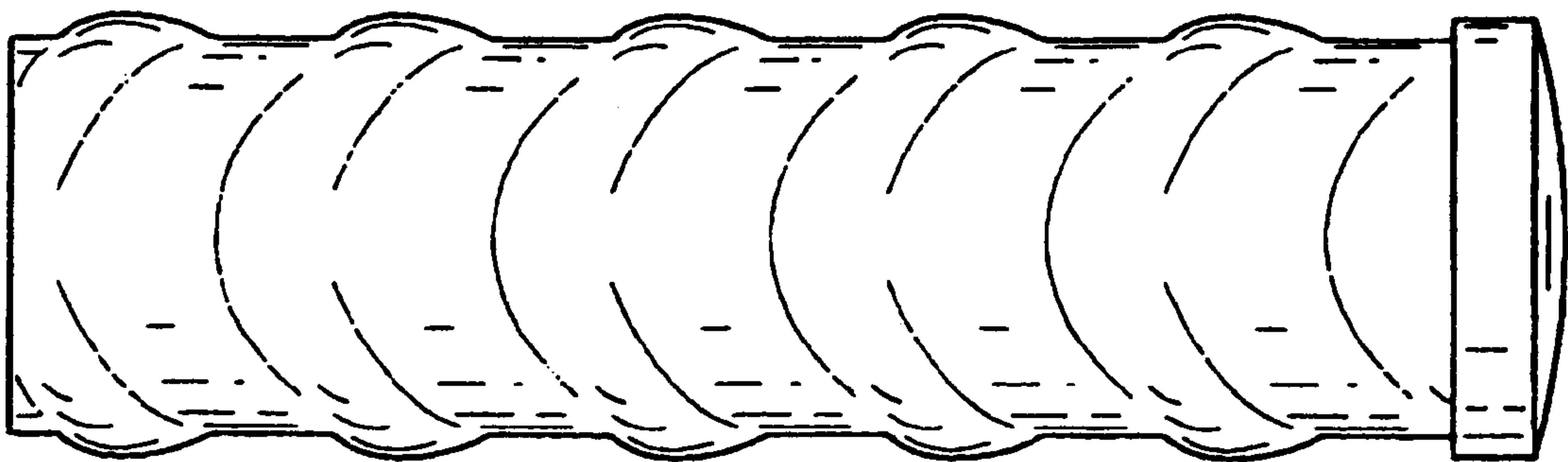


FIG. 3

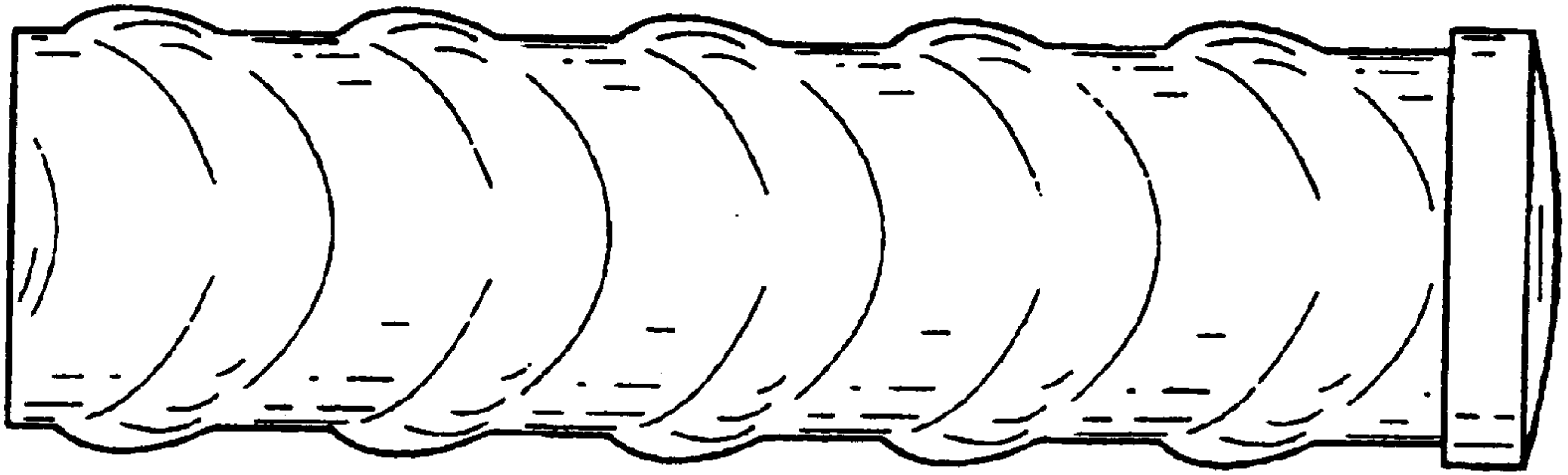


FIG. 4




FIG. 5

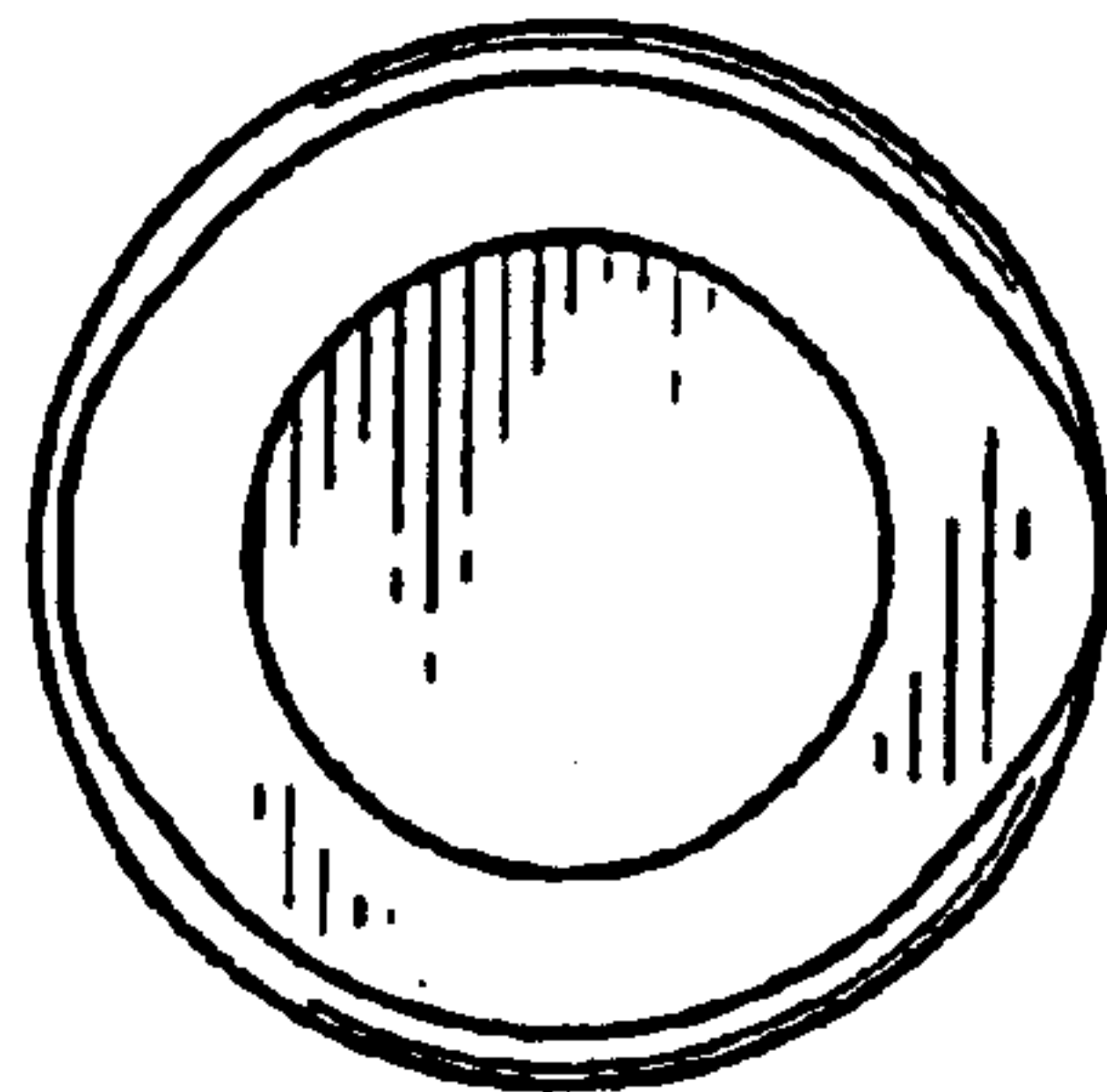


FIG. 6

