



US00D448641B1

(12) **United States Design Patent**
Sato

(10) **Patent No.:** **US D448,641 S**

(45) **Date of Patent:** **** Oct. 2, 2001**

(54) **SCREWDRIVER**

(75) Inventor: **Tomohiro Sato**, Kowloon (CN)

(73) Assignee: **Shanghai Jitech Tool Co., Ltd.**,
Shanghai (CN)

(**) Term: **14 Years**

(21) Appl. No.: **29/124,795**

(22) Filed: **Jun. 9, 2000**

(30) **Foreign Application Priority Data**

Dec. 9, 1999 (CN) 99 3 34361

(51) **LOC (7) Cl.** **08-04**

(52) **U.S. Cl.** **D8/83; D8/82**

(58) **Field of Search** D8/82, 83, 84,
D8/85, 86, 87, 107; 81/436, 437, 439, 440,
177.1, 489

(56) **References Cited**

U.S. PATENT DOCUMENTS

- D. 347,373 * 5/1994 Tsai D8/83
- D. 376,528 * 12/1996 Krapowicz D8/82
- D. 379,750 * 6/1997 Thompson et al. D8/83
- D. 383,661 * 9/1997 Chang D8/83
- D. 392,871 * 3/1998 Chang D8/83

- D. 405,341 * 2/1999 Hsu D8/83
- D. 413,782 * 9/1999 Krapowicz D8/83
- D. 418,035 * 12/1999 Hatch D8/83
- D. 432,382 * 10/2000 Hsu D8/82
- 2,123,393 * 7/1938 Windsor D8/83

* cited by examiner

Primary Examiner—Philip S. Hyder

(57) **CLAIM**

The ornamental design for a screwdriver, as shown and described.

DESCRIPTION

FIG. 1 is a right side view of the screwdriver of the invention.

FIG. 2 is a left side view of the screwdriver depicted in FIG. 1.

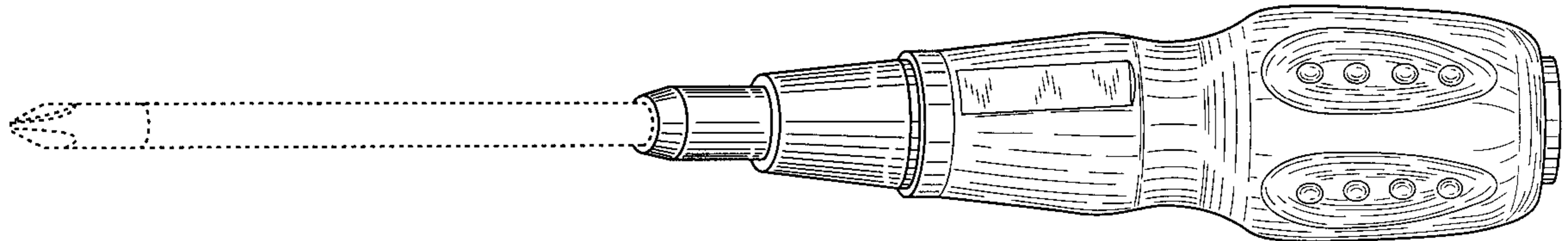
FIG. 3 is a top plan view of the screwdriver depicted in FIG. 1. The bottom plan view thereof is a mirror image.

FIG. 4 is a front view of the screwdriver depicted in FIG. 1. The rear view thereof is a mirror image; and,

FIG. 5 is a perspective view of the screwdriver depicted in FIG. 1.

The broken line showing in FIGS. 1–5 is for illustrative purpose only and forms no part of the claimed design.

1 Claim, 3 Drawing Sheets



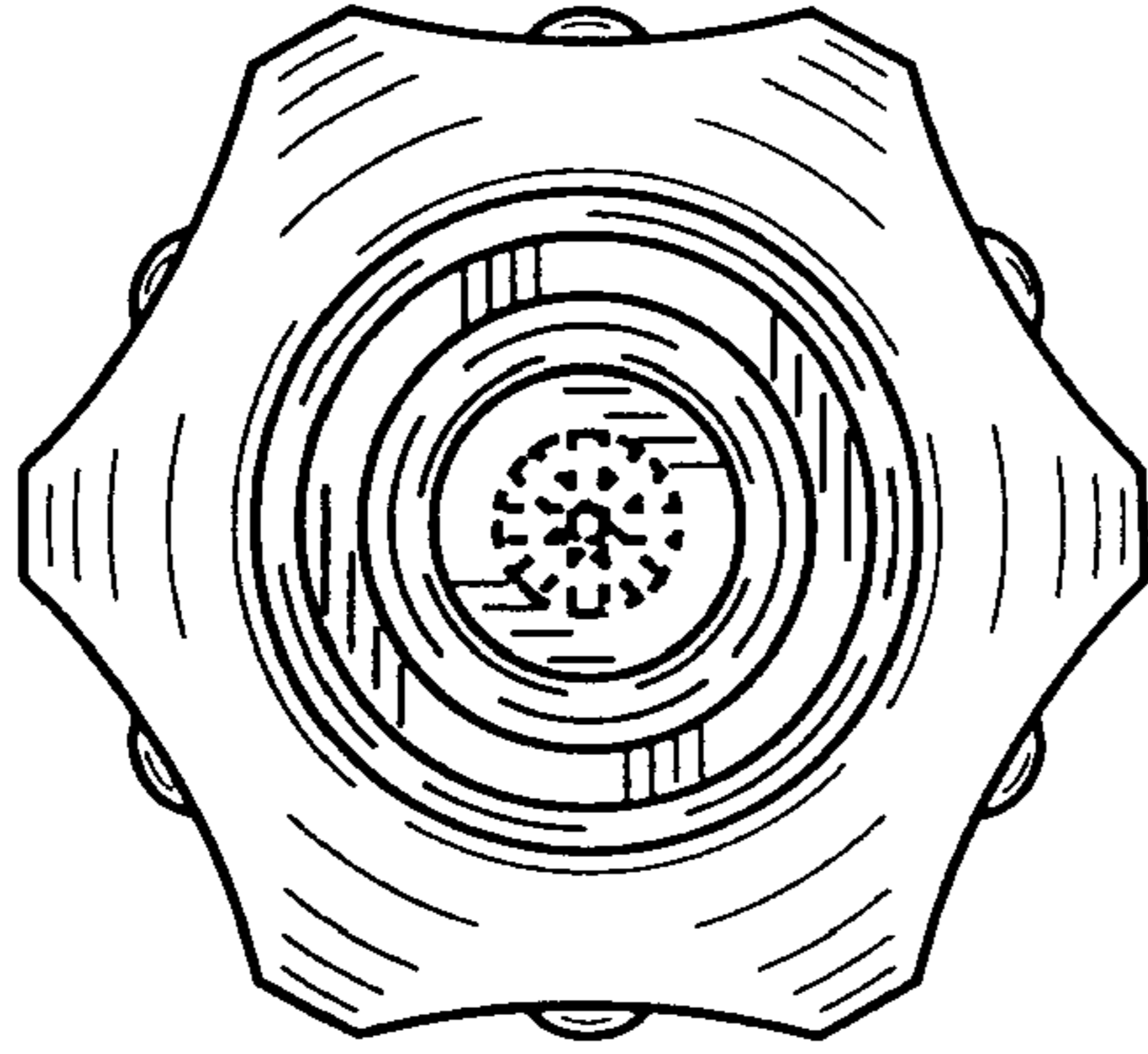


FIG. 1




FIG. 2

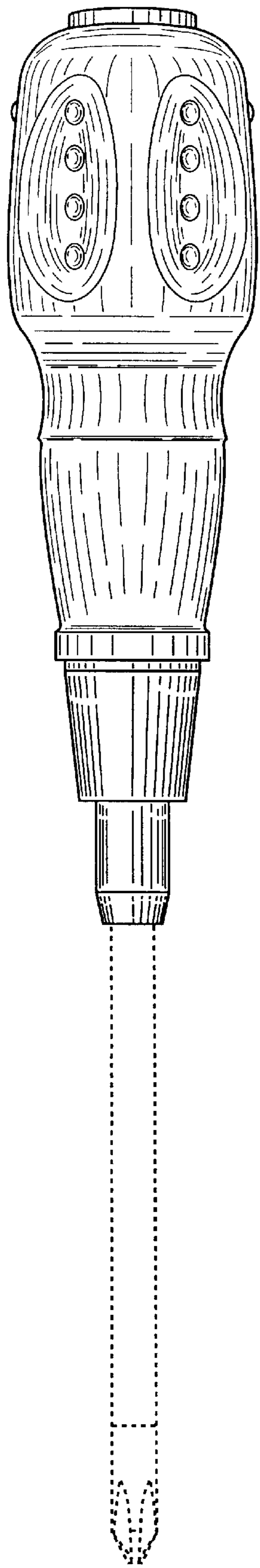


FIG. 3

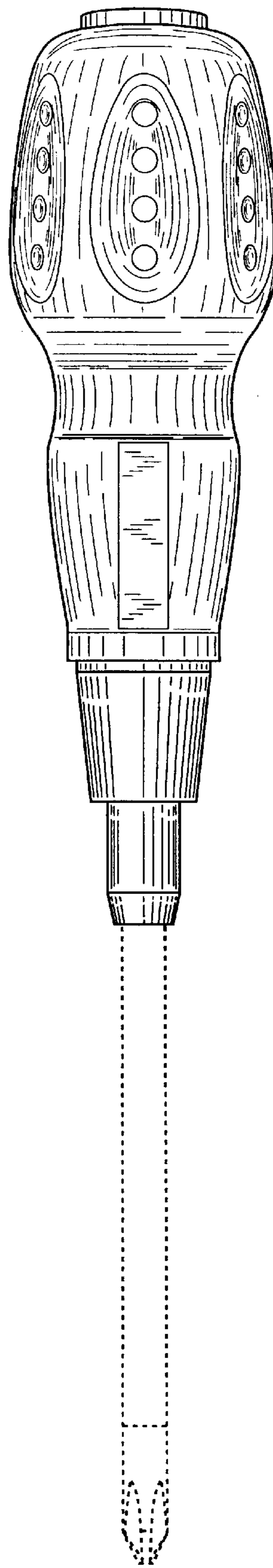


FIG. 4

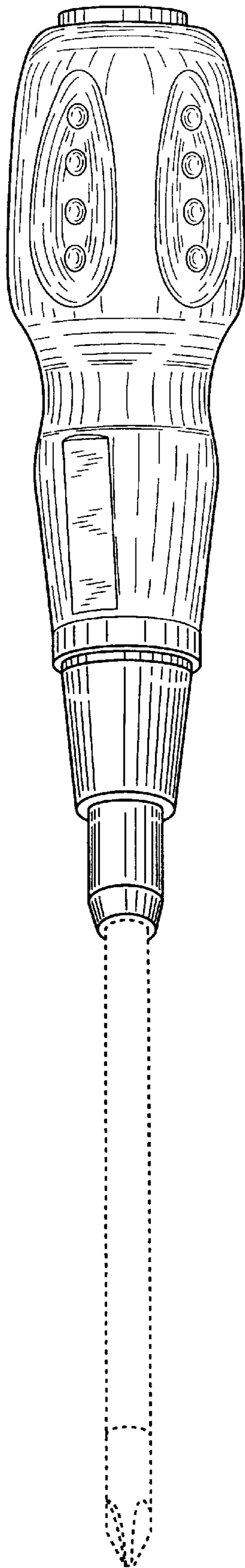


FIG. 5