



US00D448640B1

(12) **United States Design Patent**
Petzl

(10) **Patent No.:** **US D448,640 S**

(45) **Date of Patent:** **** Oct. 2, 2001**

(54) **ICE AXE**

(75) **Inventor:** **Paul Petzl, Barraux (FR)**

(73) **Assignee:** **Charlet-Moser, Rochette (FR)**

(**) **Term:** **14 Years**

(21) **Appl. No.:** **29/130,866**

(22) **Filed:** **Oct. 11, 2000**

(30) **Foreign Application Priority Data**

Apr. 14, 2000 (XH) DM/051633

(51) **LOC (7) Cl.** **08-02**

(52) **U.S. Cl.** **D8/76**

(58) **Field of Search** D8/14, 75, 76,
D8/77, 78, 79, 80, 81; 30/308.1, 340, 342,
308.3; 7/116, 145, 162

(56) **References Cited**

U.S. PATENT DOCUMENTS

- D. 263,369 * 3/1982 Kuo D8/81
- D. 266,903 * 11/1982 Tarran D8/76
- 3,719,179 * 3/1973 MacInnes 30/308.1

- 3,735,434 * 5/1973 Penberthy 30/308.1
- 4,023,606 * 5/1977 Kneissl 30/308.1
- 4,308,628 * 1/1982 Kunberger et al. 7/145
- 4,432,404 * 2/1984 Clark et al. 30/308.1
- 5,345,635 * 9/1994 Morgan 7/116
- 5,937,466 * 8/1999 Brainerd et al. 7/145
- 5,996,235 * 12/1999 Brainerd 30/308.1

* cited by examiner

Primary Examiner—Philip S. Hyder

(74) *Attorney, Agent, or Firm*—Oliff & Berridge, PLC

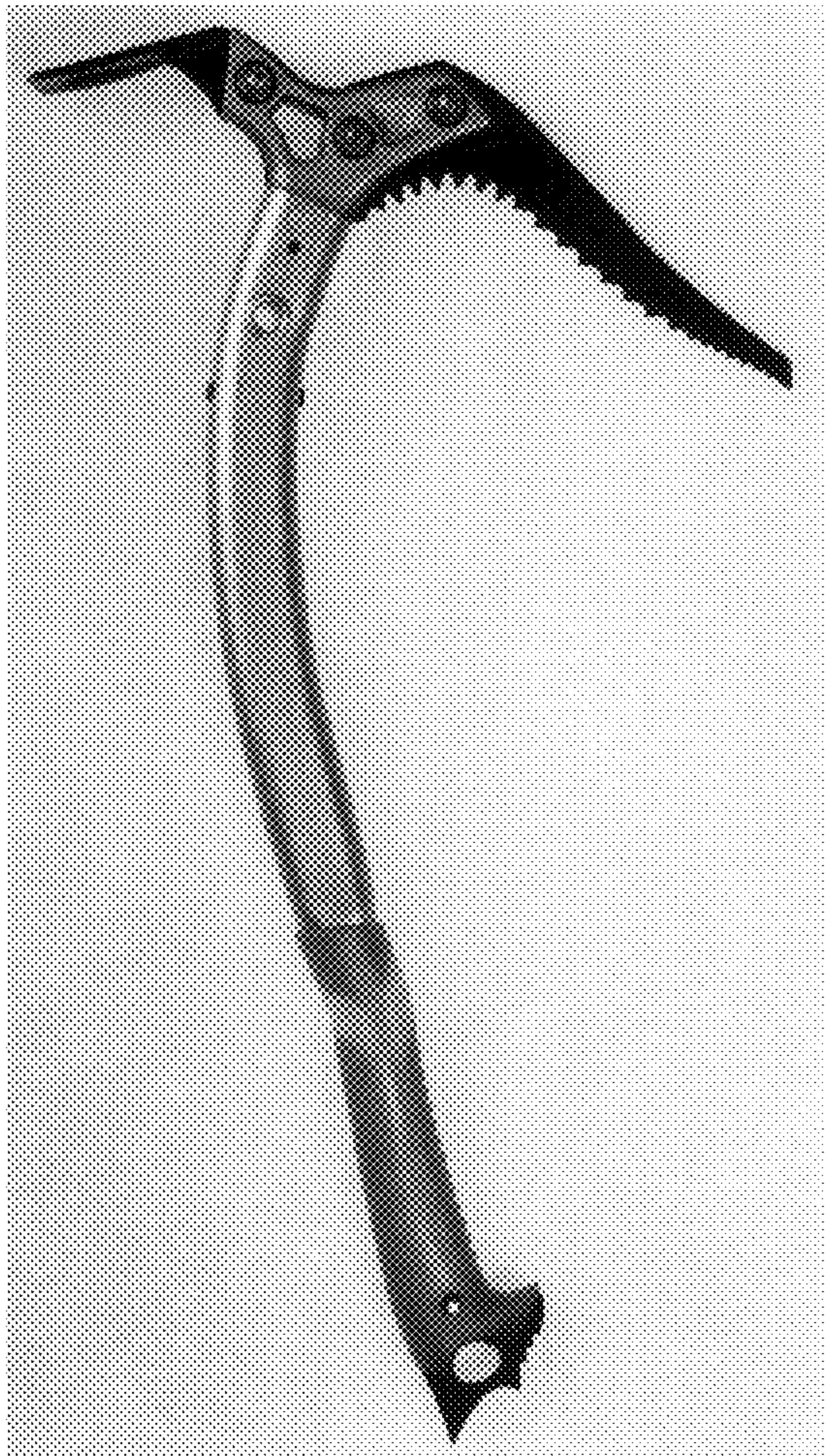
(57) **CLAIM**

The ornamental design for an ice axe, as shown and described.

DESCRIPTION

FIG. 1 is a front view of the ice axe;
FIG. 2 is a rear view thereof;
FIG. 3 is a side view thereof;
FIG. 4 is an opposite-side view thereof;
FIG. 5 is a top view thereof; and,
FIG. 6 is a bottom view thereof.

1 Claim, 6 Drawing Sheets



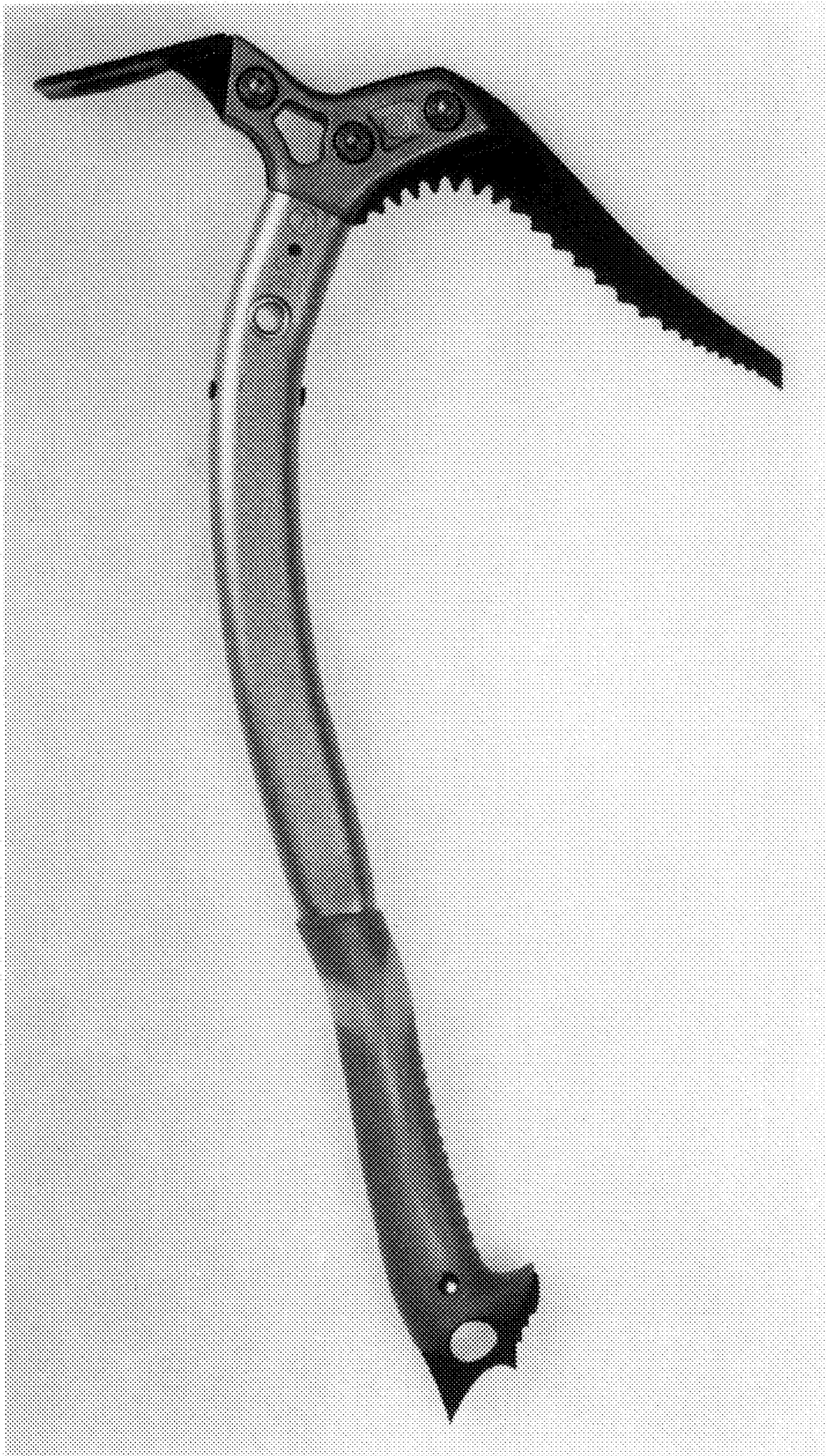


FIG. 1

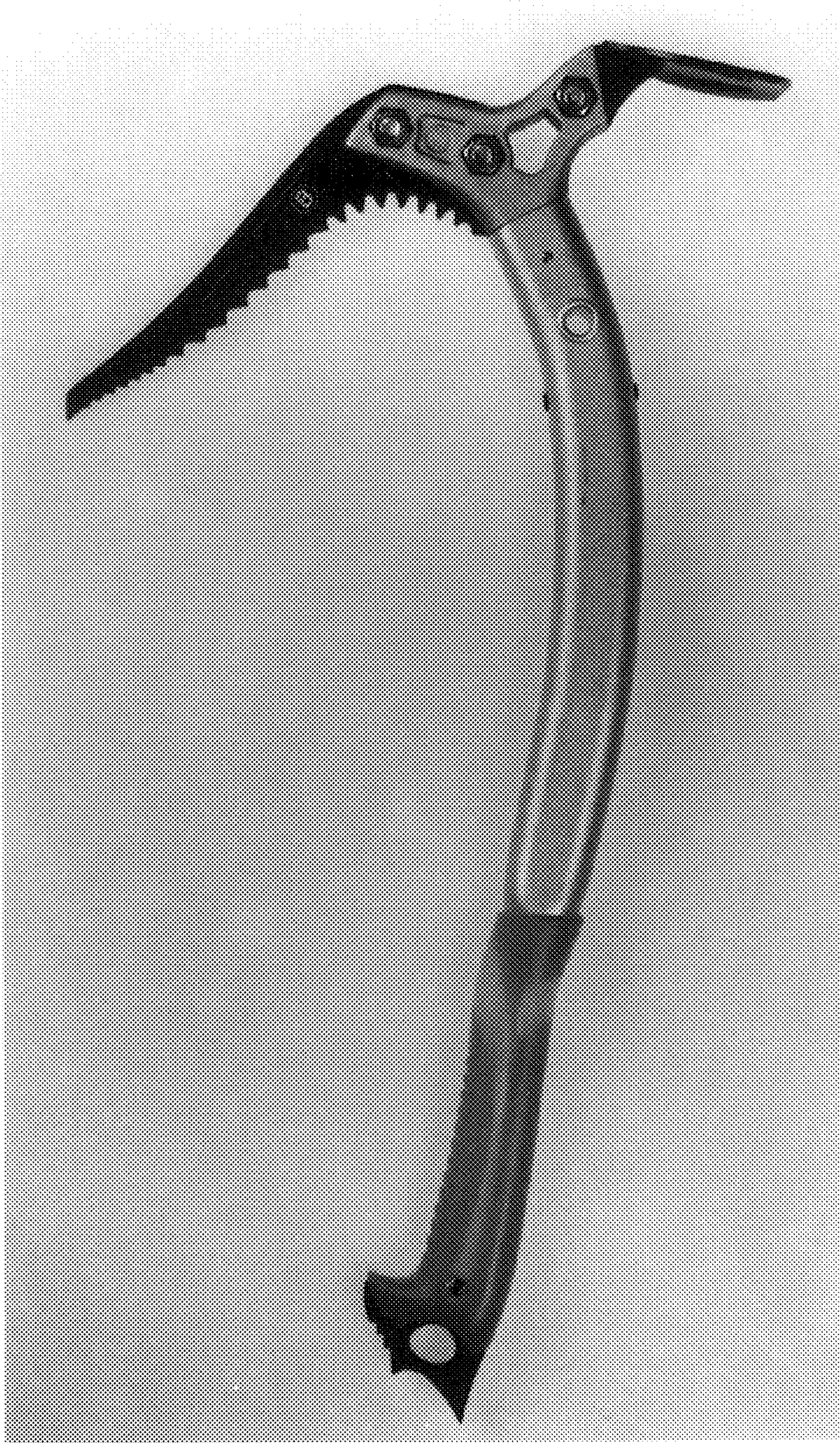


FIG. 2

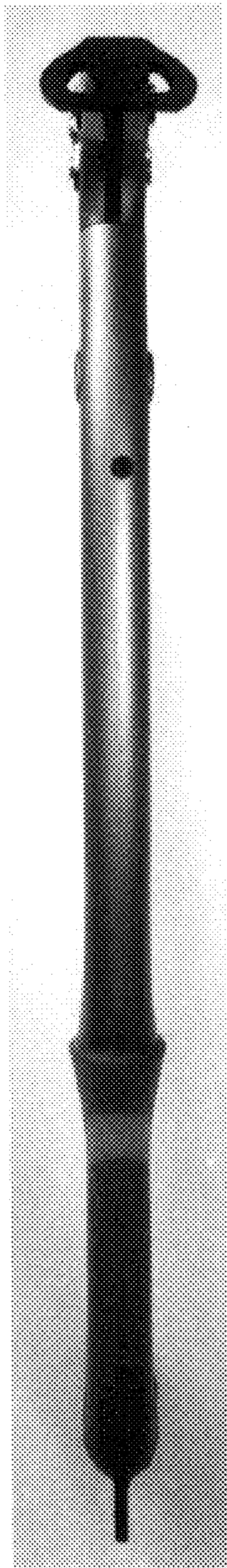


FIG. 3




FIG. 4




FIG. 5




FIG. 6