



US00D448636B1

(12) **United States Design Patent**
Yeh

(10) **Patent No.:** **US D448,636 S**

(45) **Date of Patent:** **** Oct. 2, 2001**

(54) **DOUBLE HEADED PLIERS**

(76) Inventor: **Shih-Yuan Yeh**, No. 260, Chen-Fu Rd.,
Tai-Ping City, Taichung Hsien (TW)

(**) Term: **14 Years**

(21) Appl. No.: **29/125,219**

(22) Filed: **Jun. 21, 2000**

(51) **LOC (7) Cl.** **08-05**

(52) **U.S. Cl.** **D8/55; D8/105; D8/52**

(58) **Field of Search** D8/14, 25, 39,
D8/51, 52, 54, 55, 56, 60, 105, 58; 81/3.6,
300, 302, 303, 305, 306, 315, 316, 329,
342, 355, 356, 357-360, 381, 382, 385,
386, 393-395, 362, 415, 418-424, 424.5,
426, 426.5, 427, 427.5; 7/125-135, 138,
170, 139, 157, 167, 168

(56) **References Cited**

U.S. PATENT DOCUMENTS

- D. 368,634 * 4/1996 Frazer D8/105
- D. 384,872 * 10/1997 Yeh D8/105
- D. 406,997 * 3/1999 Robbins D8/55
- D. 424,900 * 5/2000 Budrow et al. D8/55

- D. 426,447 * 6/2000 Chau D8/105
- 6,023,805 * 2/2000 Lin 7/128
- 6,226,822 * 5/2001 Chen 7/128

* cited by examiner

Primary Examiner—Alan P. Douglas

Assistant Examiner—Clare E. Heflin

(74) *Attorney, Agent, or Firm*—Rosenberg, Klein & Lee

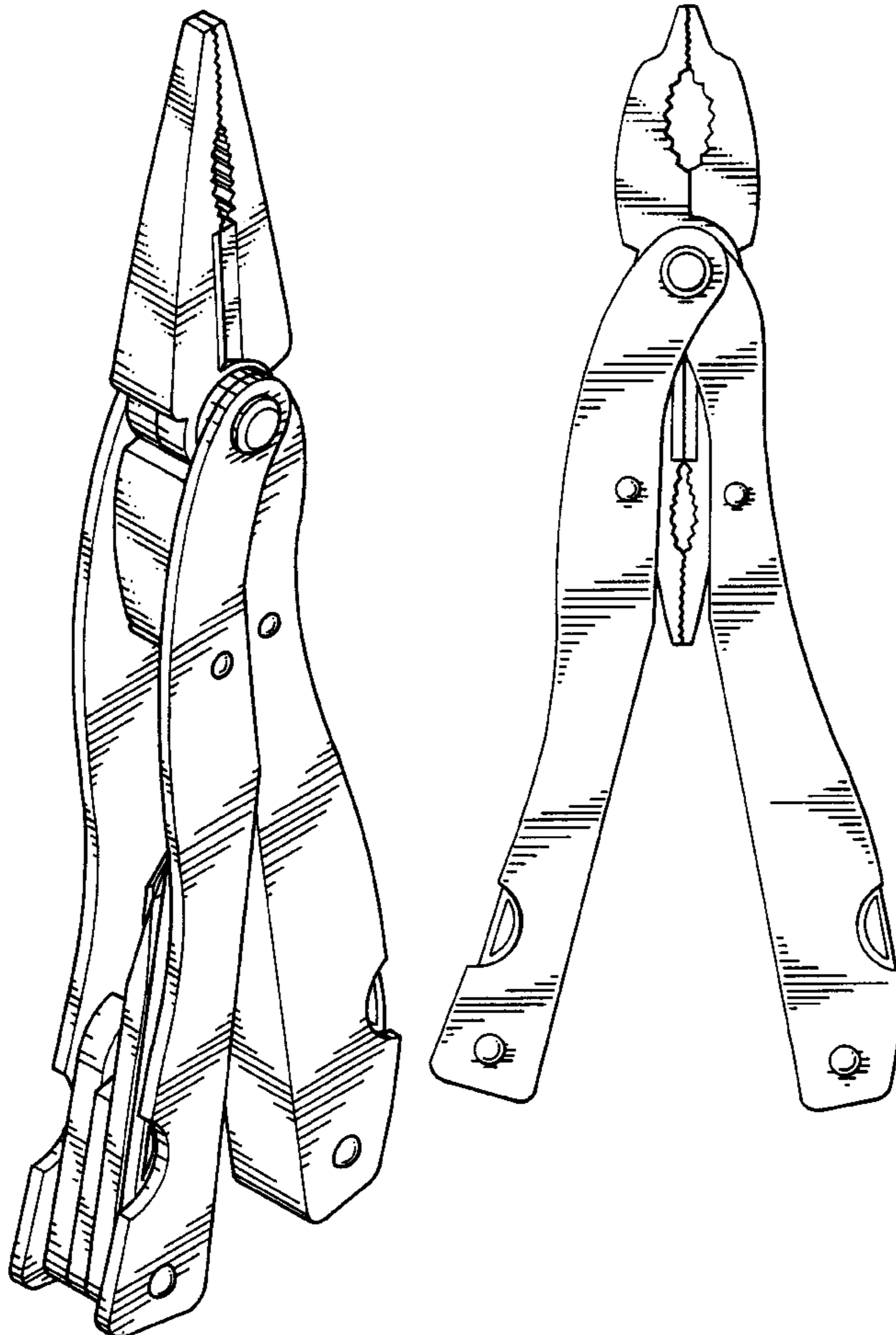
(57) **CLAIM**

The ornamental design for the double headed pliers, as shown and described.

DESCRIPTION

FIG. 1 is a perspective view of double headed pliers showing my new design;
 FIG. 2 is a front view thereof;
 FIG. 3 is a rear view thereof;
 FIG. 4 is a left side view thereof;
 FIG. 5 is a right side view thereof;
 FIG. 6 is a top view thereof;
 FIG. 7 is a bottom view thereof; and,
 FIG. 8 is a side view thereof showing the position change of the double headed pliers.

1 Claim, 5 Drawing Sheets



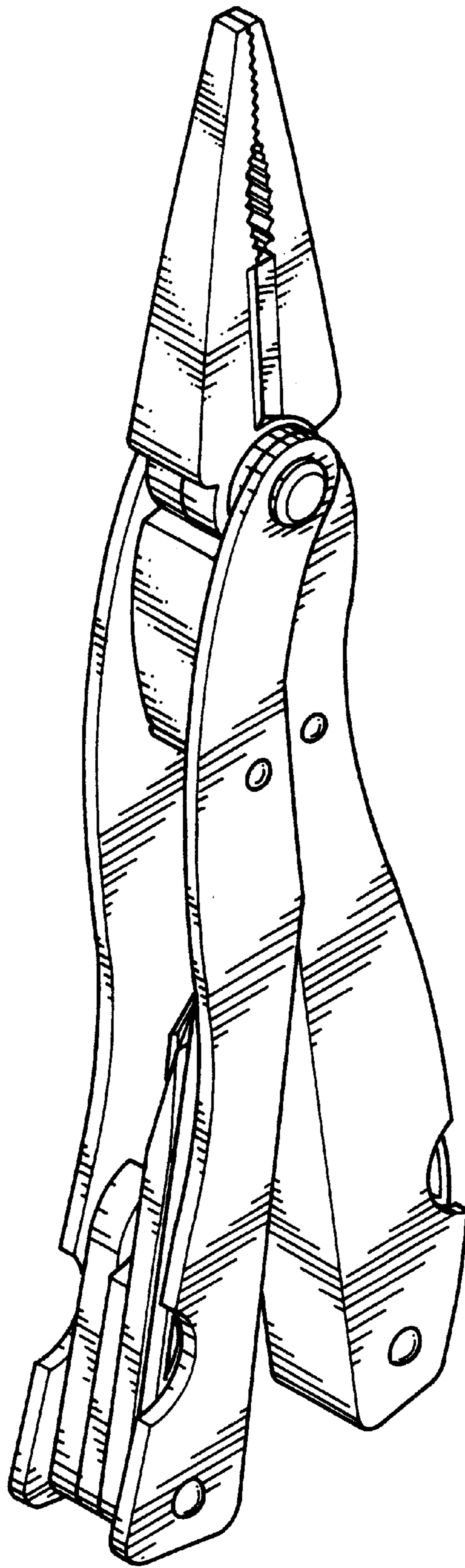


FIG. 1

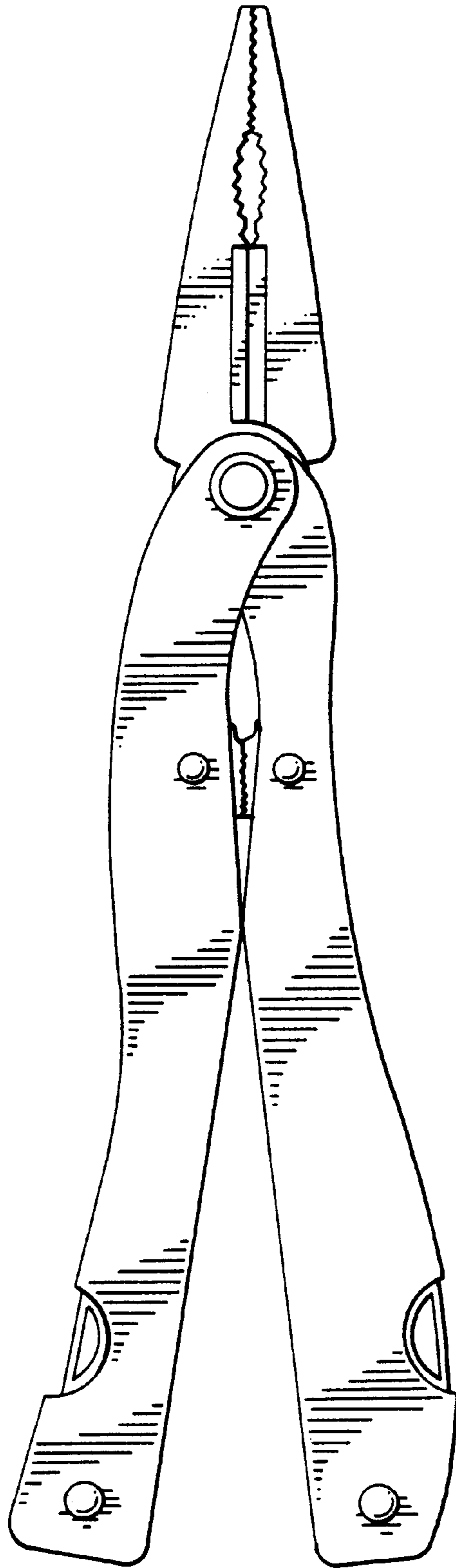


FIG. 2

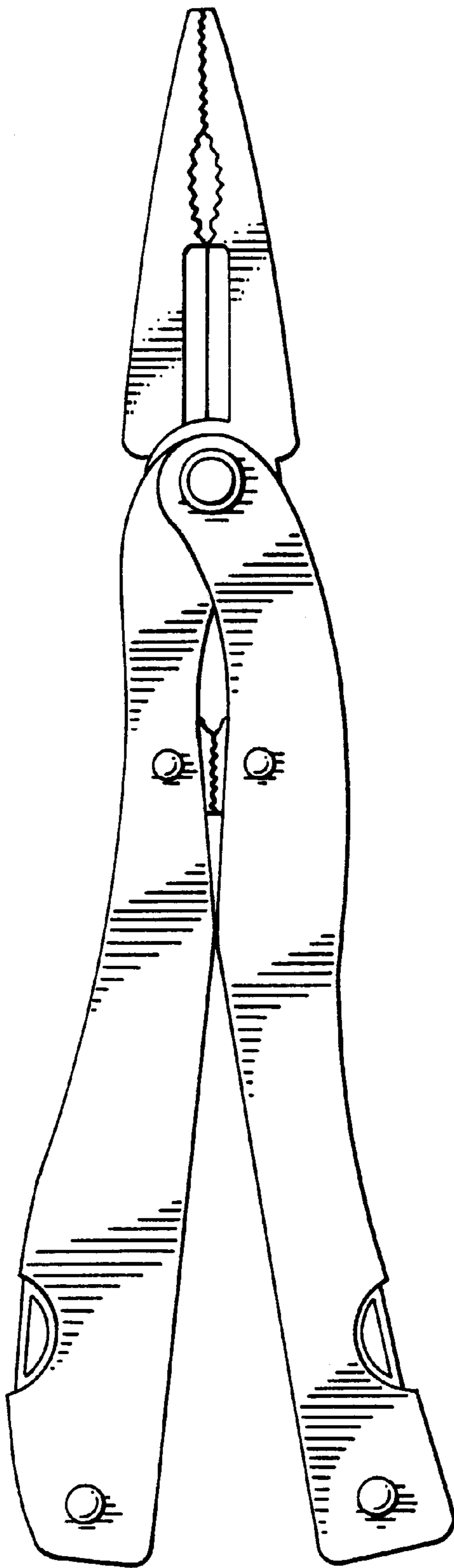


FIG. 3

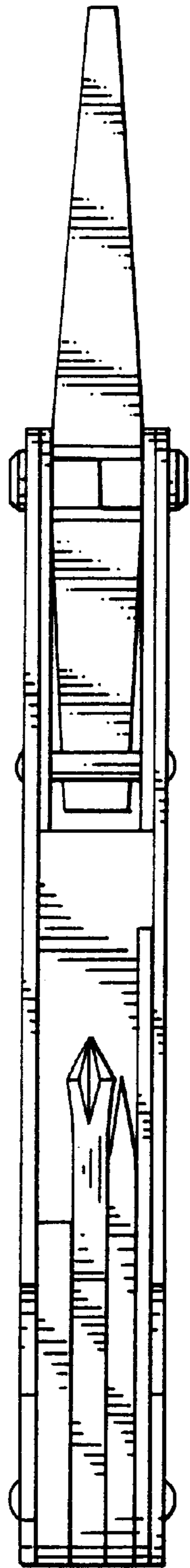


FIG. 4

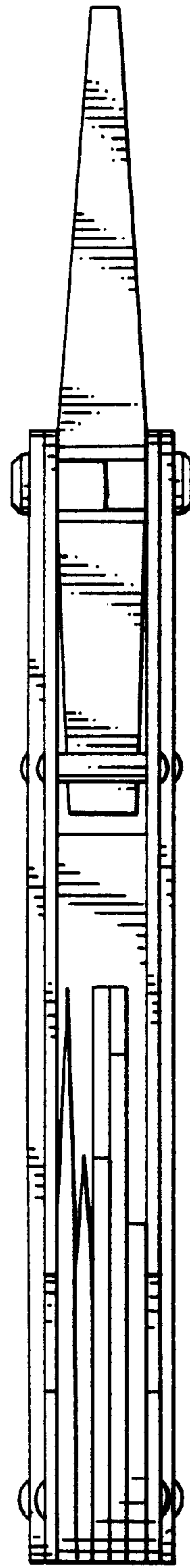


FIG. 5




FIG. 6

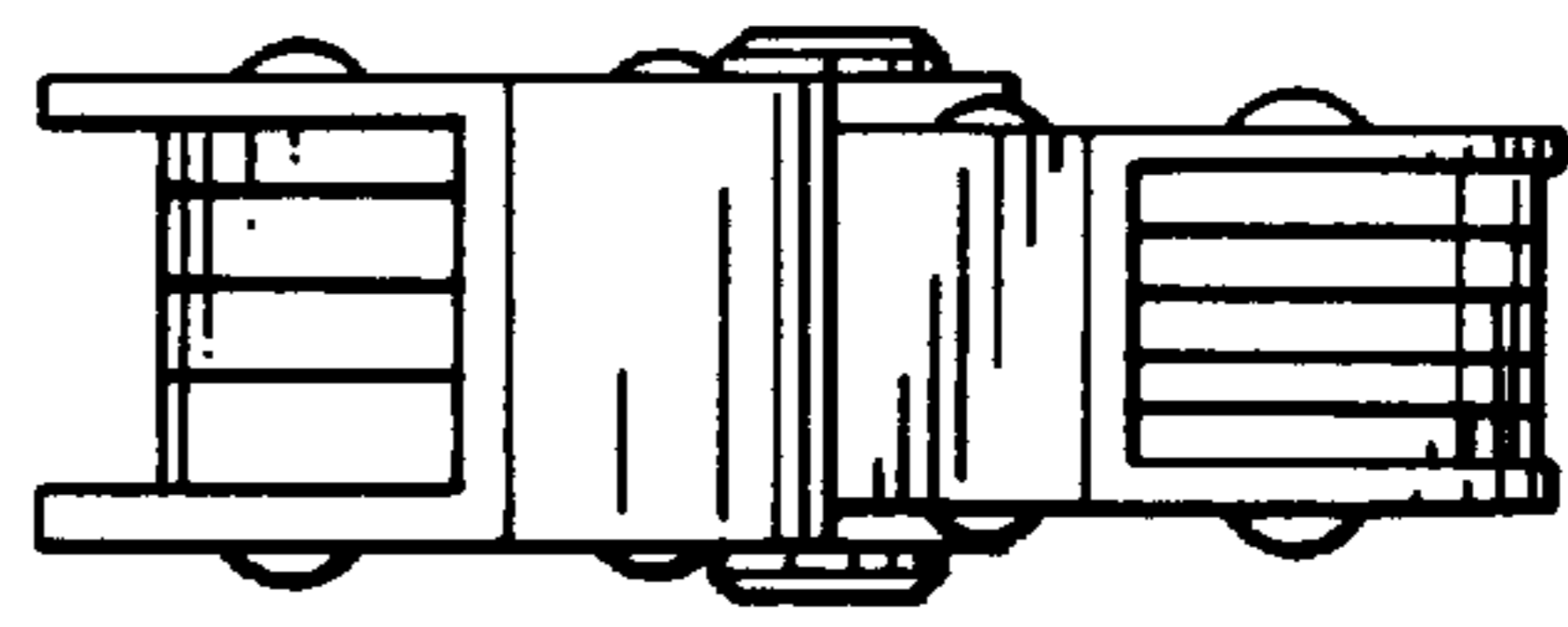


FIG. 7

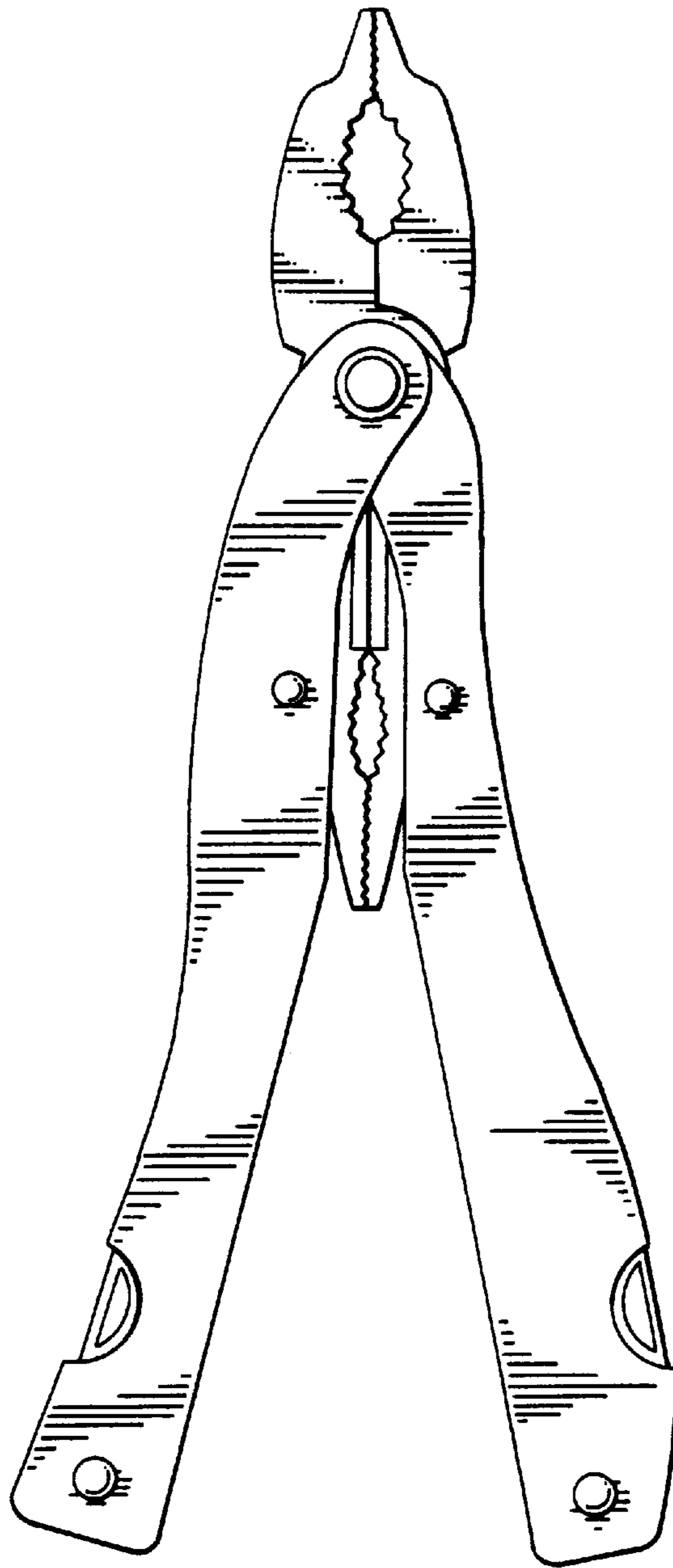


FIG. 8