



US00D448632B1

(12) **United States Design Patent**
D'eath

(10) **Patent No.:** **US D448,632 S**

(45) **Date of Patent:** **** Oct. 2, 2001**

(54) **CHRISTMAS TREE WATERING DEVICE**

5,809,691 * 9/1998 Frantz et al. 47/48.5

(76) Inventor: **Roger A. D'eath**, 2864 Phoenix Palm
Ter., North Port, FL (US) 34286

* cited by examiner

(**) Term: **14 Years**

Primary Examiner—Robin V. Taylor

(74) *Attorney, Agent, or Firm*—Charles J. Prescott

(21) Appl. No.: **29/133,853**

(57) **CLAIM**

(22) Filed: **Dec. 8, 2000**

The ornamental design for a Christmas tree watering device,
as shown and described.

(51) **LOC (7) Cl.** **08-01**

DESCRIPTION

(52) **U.S. Cl.** **D8/1**

(58) **Field of Search** D8/1; D21/717,
D21/718; 47/48.5

FIG. 1 is a front elevation view of my Christmas tree watering device, the rear elevation view being a mirror image thereof;

FIG. 2 is a right side elevation view of FIG. 1, the left side elevation view being identical;

FIG. 3 is a top plan view of FIG. 1; and,

FIG. 4 is a bottom plan view of FIG. 1.

The claimed design is shown fragmented in FIGS. 1 and 3 to indicate indeterminate length.

(56) **References Cited**

U.S. PATENT DOCUMENTS

- D. 360,955 * 8/1995 Sandstrom et al. D8/1
- D. 373,939 * 9/1996 Swerdlick et al. D8/1
- D. 379,908 * 6/1997 Thaler et al. D8/1
- D. 417,596 * 12/1999 Crowder D8/1
- D. 419,481 * 1/2000 Duff D21/717
- D. 427,028 * 6/2000 Zinger et al. D8/1

1 Claim, 2 Drawing Sheets

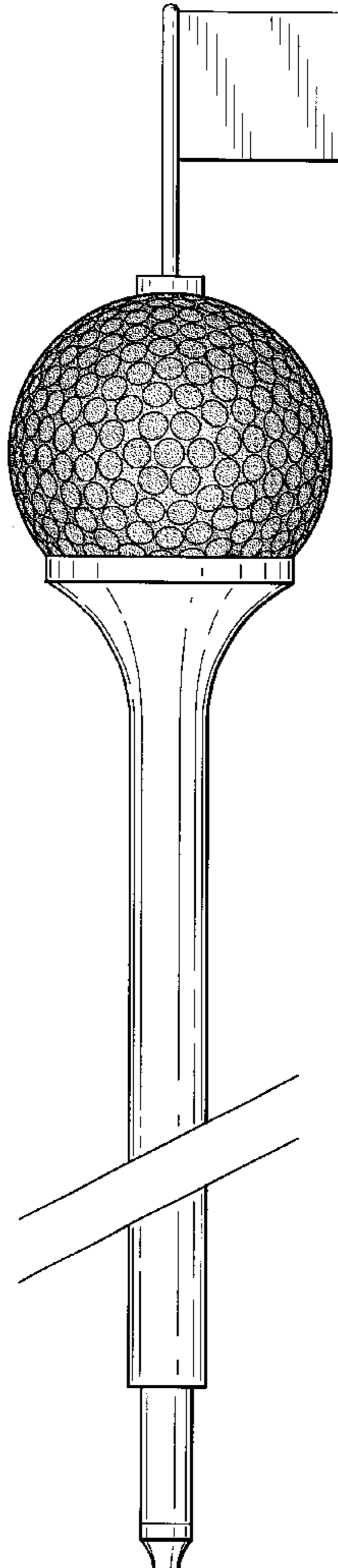


FIG. 1

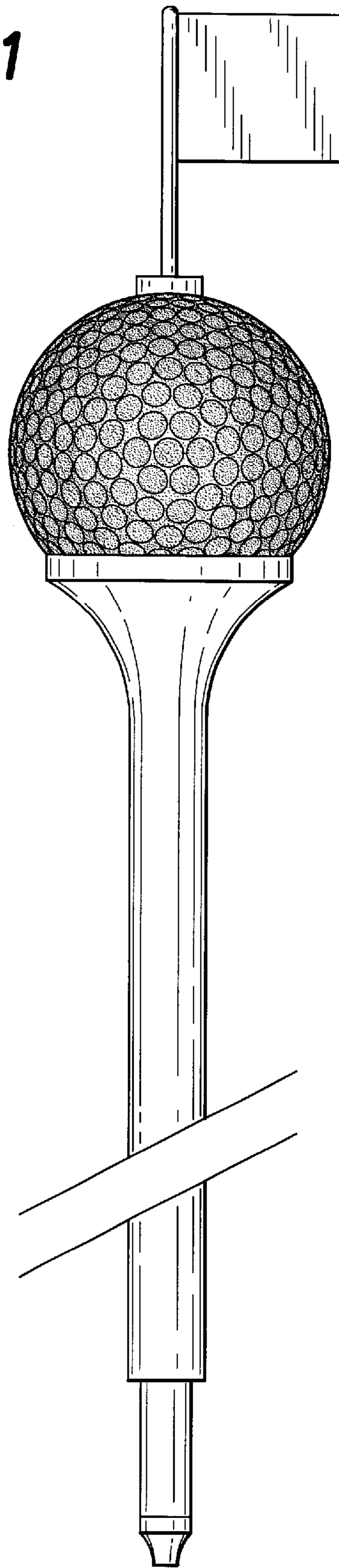


FIG. 2

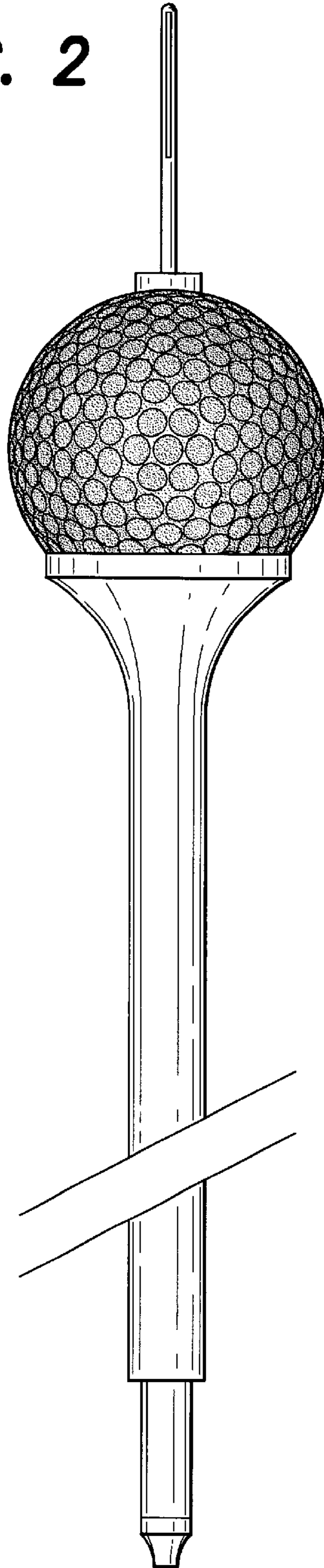


FIG. 3

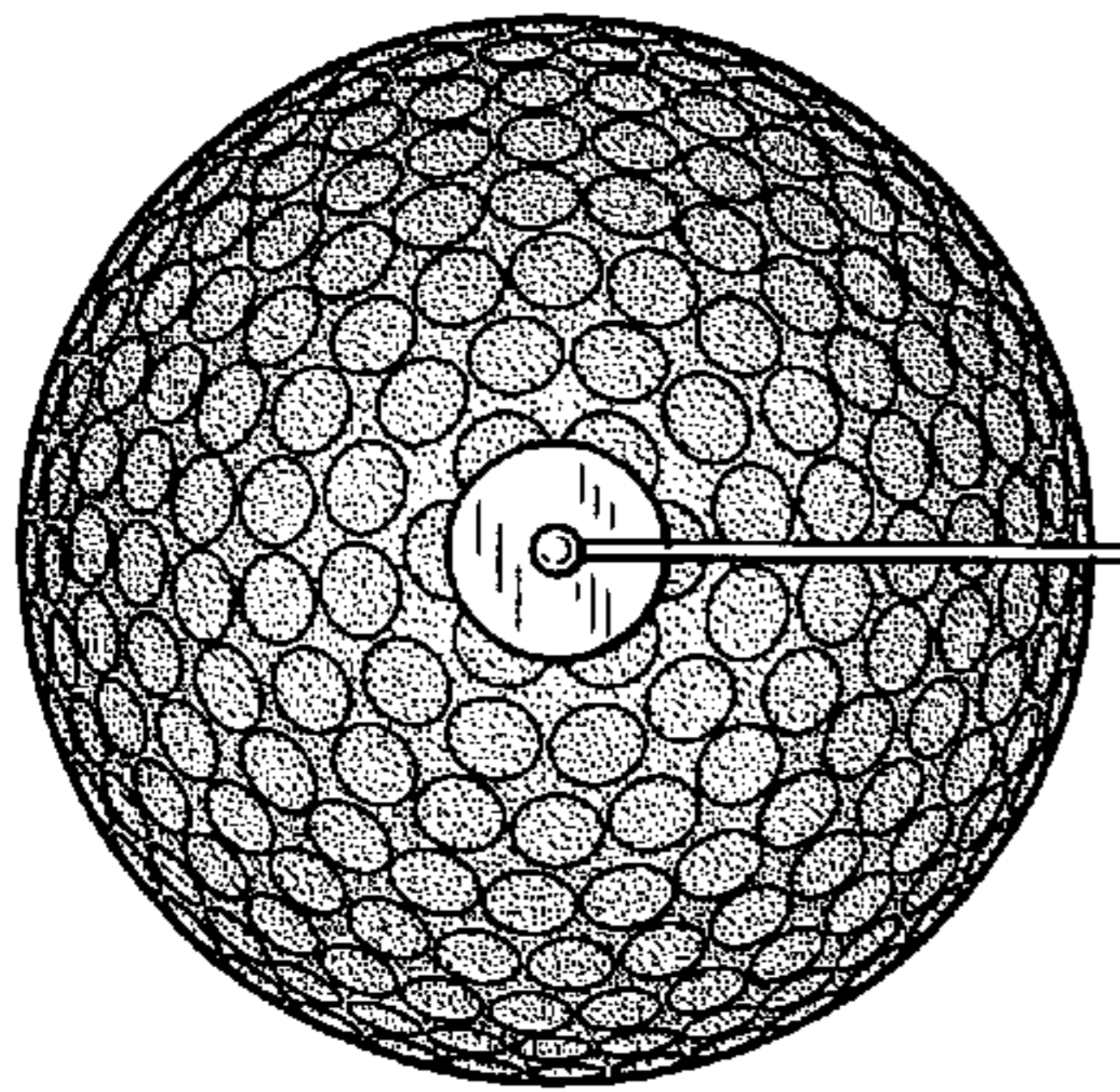


FIG. 4

