



US00D448622B1

(12) **United States Design Patent**  
**Horvat**

(10) **Patent No.:** **US D448,622 S**

(45) **Date of Patent:** **\*\* Oct. 2, 2001**

(54) **STAINLESS STEEL SAUCER**  
(75) Inventor: **Davorin Horvat, Monza (IT)**  
(73) Assignee: **Aracaria B.V., Amsterdam (NL)**  
(\*\*) Term: **14 Years**

1,949,285	*	2/1934	Porter	.....	D7/553.7
2,151,023	*	3/1939	Gibson	.....	220/23.83
2,210,283	*	8/1940	Cowan	.....	220/23.83
2,427,487	*	9/1947	Alexander	.....	220/23.83
2,589,967	*	3/1952	Sawyer	.....	215/376
2,657,559	*	11/1953	Berg	.....	220/23.83
2,754,021	*	7/1956	Taylor	.....	215/393
2,799,147	*	7/1957	Crawford, Jr.	.....	220/23.83
3,008,600	*	11/1961	Smith	.....	220/23.83
3,357,590	*	12/1967	Safford	.....	220/23.83

(21) Appl. No.: **29/090,423**

(22) Filed: **Jul. 8, 1998**

(30) **Foreign Application Priority Data**

Jan. 8, 1998 (GB) ..... 2071526

(51) **LOC (7) Cl.** ..... **07-01**

(52) **U.S. Cl.** ..... **D7/555; D7/501; D7/584;**  
**D7/586; D7/553.6**

(58) **Field of Search** ..... **D7/584, 586, 543,**  
**D7/545, 546, 553.6, 553.7, 554.2, 555,**  
**557, 624, 507, 505, 500, 501; 220/23.83;**  
**215/394, 393, 374, 376**

(56) **References Cited**

**U.S. PATENT DOCUMENTS**

D. 27,858	*	11/1897	Dunlop	.....	D7/584
D. 46,005	*	6/1914	Palmer	.....	D7/624
D. 106,437	*	10/1937	Guild	.....	D7/507
198,412	*	12/1877	Palmer	.....	D7/624 X
D. 199,685	*	12/1964	Sugiyama	.....	D7/584
D. 205,534	*	8/1966	Gulotta	.....	D7/507

\* cited by examiner

*Primary Examiner*—M. N. Pandozzi

(74) *Attorney, Agent, or Firm*—Notaro & Michalos P.C.

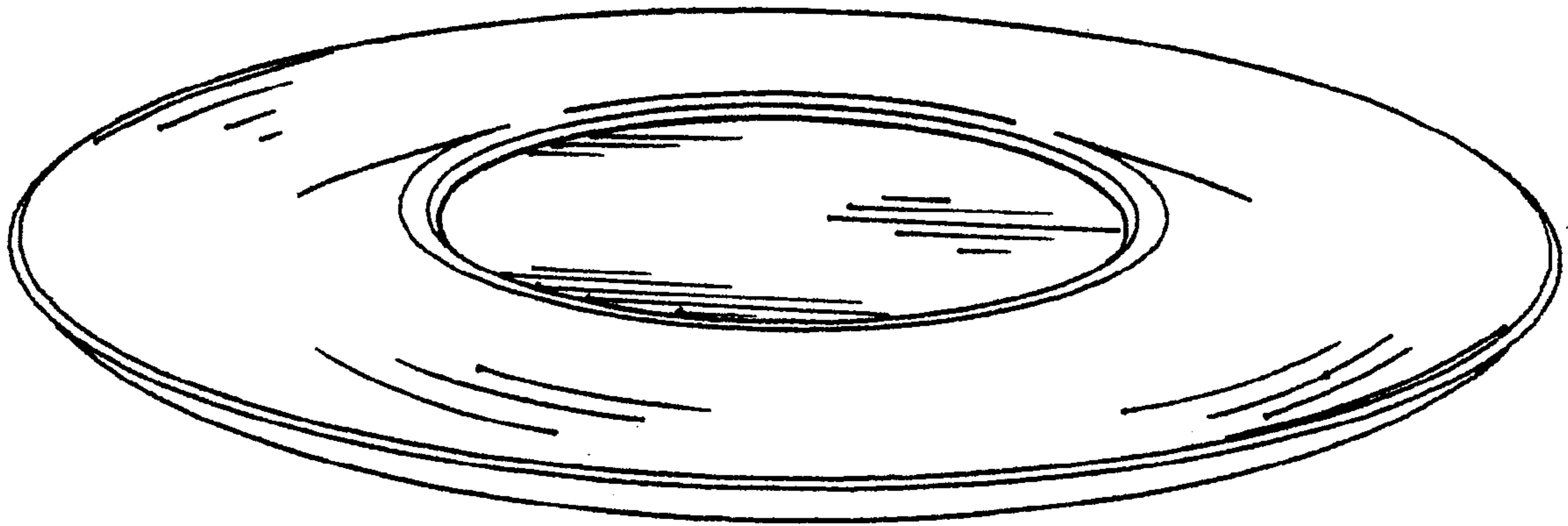
(57) **CLAIM**

The ornamental design for a stainless steel saucer, as shown and described.

**DESCRIPTION**

FIG. 1 is a perspective view of a stainless steel saucer showing my new design therefor;  
FIG. 2 is a side elevational view thereof, all other sides being identical thereto;  
FIG. 3 is a top plan view thereof;  
FIG. 4 is a bottom plan view thereof; and,  
FIG. 5 is a sectional view through the stainless steel saucer to better show the outward contour thereof.

**1 Claim, 5 Drawing Sheets**



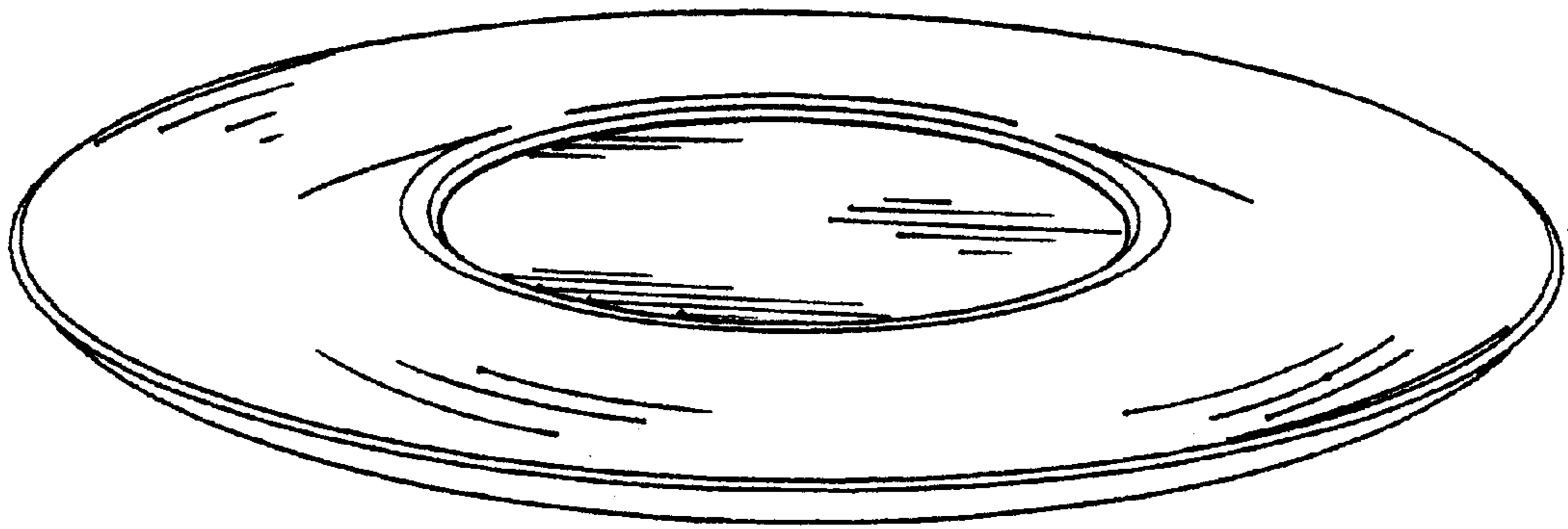


FIG. 1




FIG. 2

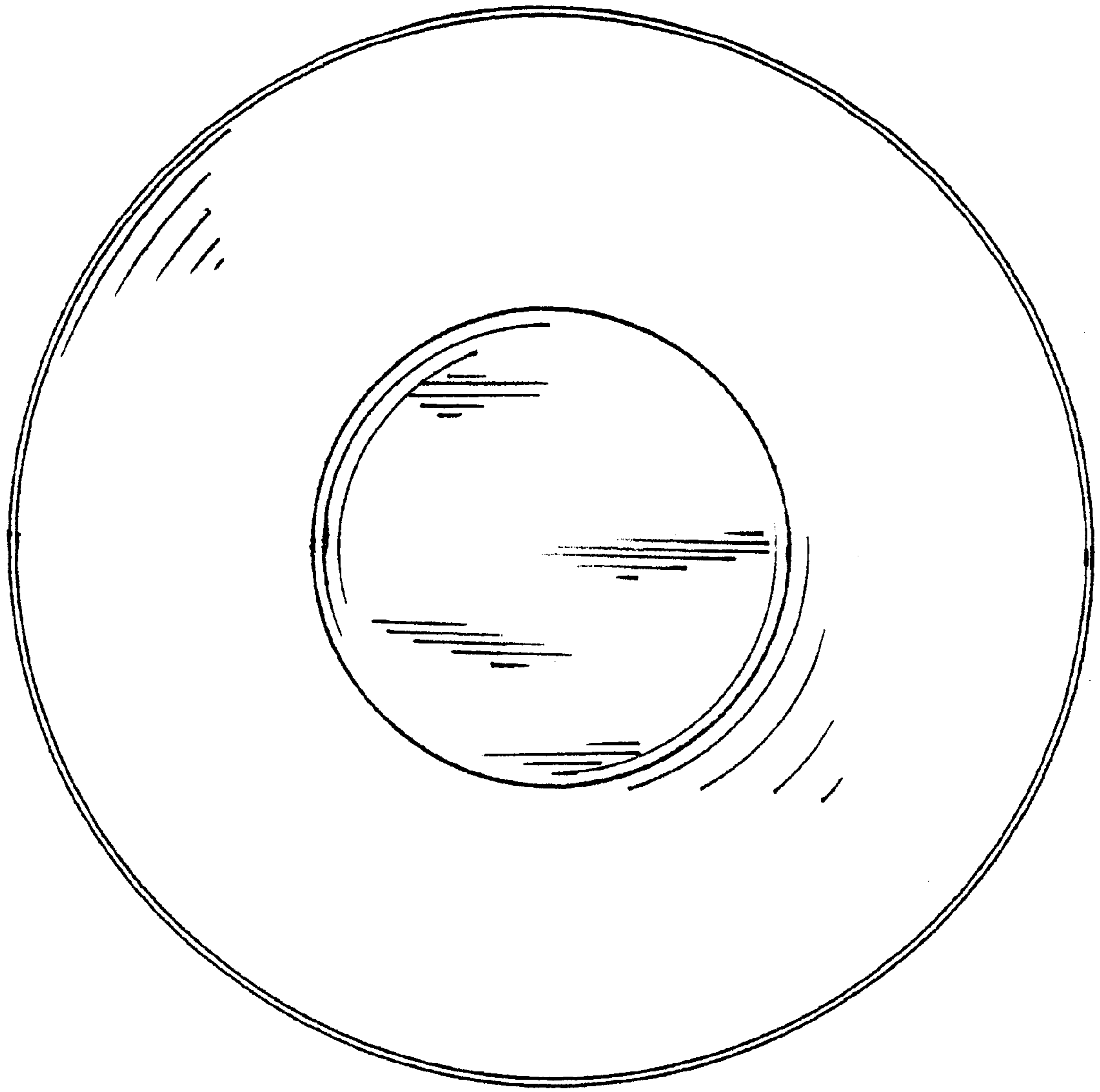


FIG. 3

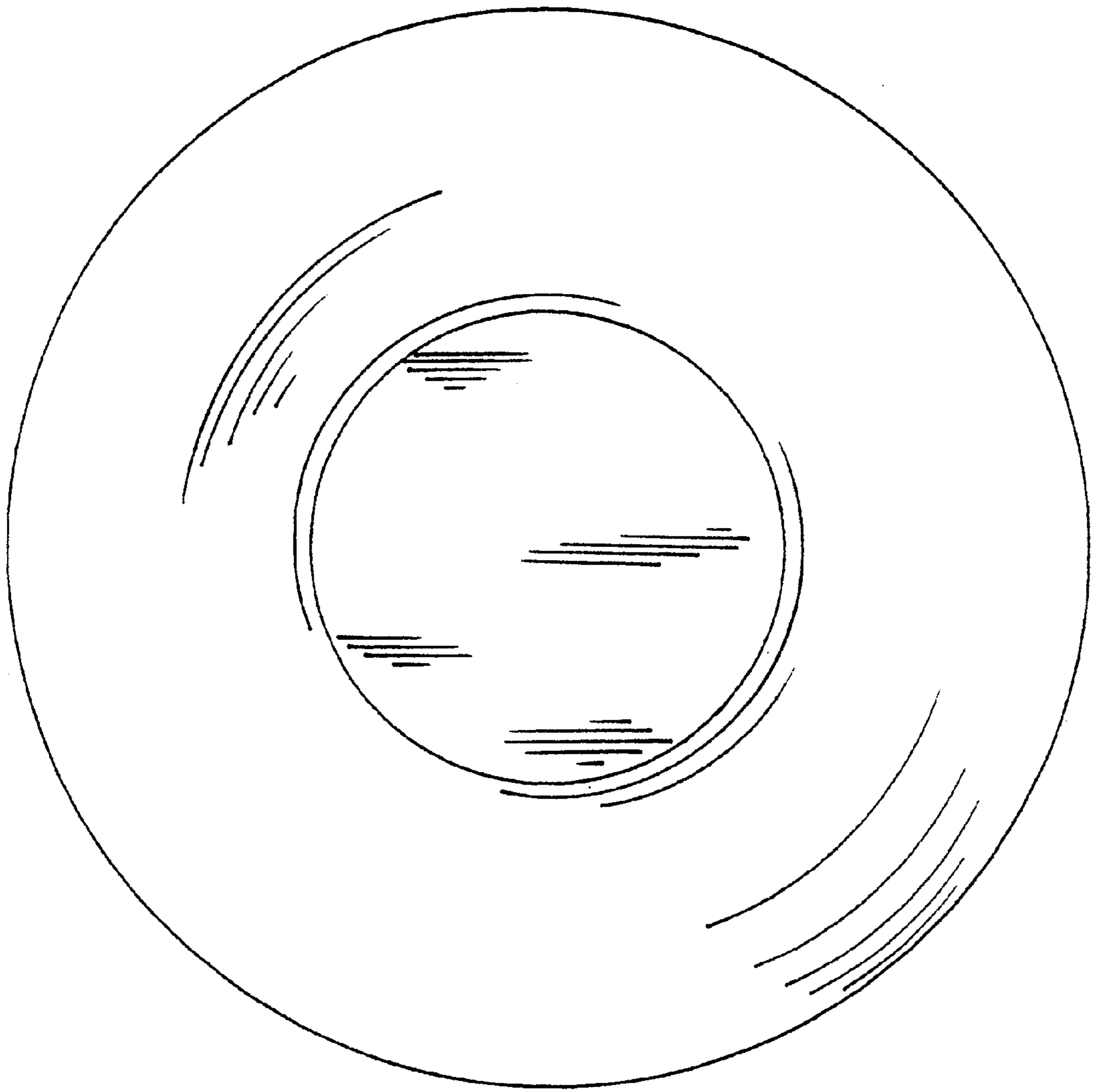


FIG. 4




FIG. 5