



US00D448618B1

(12) **United States Design Patent**
Chevalier

(10) **Patent No.:** **US D448,618 S**

(45) **Date of Patent:** **** Oct. 2, 2001**

(54) **UTILITY LIGHTER**

(75) Inventor: **Jean Francois Chevalier**, Paris (FR)

(73) Assignee: **BIC Corporation**, Milford, CT (US)

(**) Term: **14 Years**

(21) Appl. No.: **29/121,840**

(22) Filed: **Apr. 14, 2000**

(51) **LOC (7) Cl.** **07-01**

(52) **U.S. Cl.** **D7/416**

(58) **Field of Search** D7/416, 417; 126/25 B;
D27/154, 141, 153; 431/344, 345, 366,
255, 273; 417/411

(56) **References Cited**

U.S. PATENT DOCUMENTS

| | | | | | |
|------------|---|--------|-----------------------|-------|--------|
| D. 258,840 | * | 4/1981 | Plozner | | D7/416 |
| D. 365,726 | * | 1/1996 | Hsu | | D7/416 |
| D. 382,172 | * | 8/1997 | Zemel | | D7/416 |
| D. 390,063 | * | 2/1998 | Kim | | D7/416 |
| D. 410,819 | * | 6/1999 | Hsu | | D7/416 |
| D. 424,374 | * | 5/2000 | Stein | | D7/416 |
| D. 428,766 | * | 8/2000 | Galimond | | D7/416 |
| D. 436,290 | | 1/2001 | Harel | . | |
| 5,919,037 | | 7/1999 | Brillhart, III et al. | . | |
| 6,099,300 | | 8/2000 | Rice | . | |

FOREIGN PATENT DOCUMENTS

WO 97/06388 2/1997 (WO) .

* cited by examiner

Primary Examiner—M. N. Pandozzi

(74) *Attorney, Agent, or Firm*—Pennie & Edmonds LLP

(57) **CLAIM**

The ornamental design for a utility lighter, as shown and described.

DESCRIPTION

FIG. 1 is a side, front perspective view of a utility lighter illustrating my new design, wherein the lighter is in a closed position;

FIG. 2 is the other side, front perspective view of the lighter shown in FIG. 1;

FIG. 3 is a back view of the utility lighter shown in FIG. 1;

FIG. 4 is a front view of the utility lighter shown in FIG. 1;

FIG. 5 is a top view of the utility lighter shown in FIG. 1;

FIG. 6 is a bottom view of the utility lighter shown in FIG. 1;

FIG. 7 is an end view of the utility lighter shown in FIG. 1;

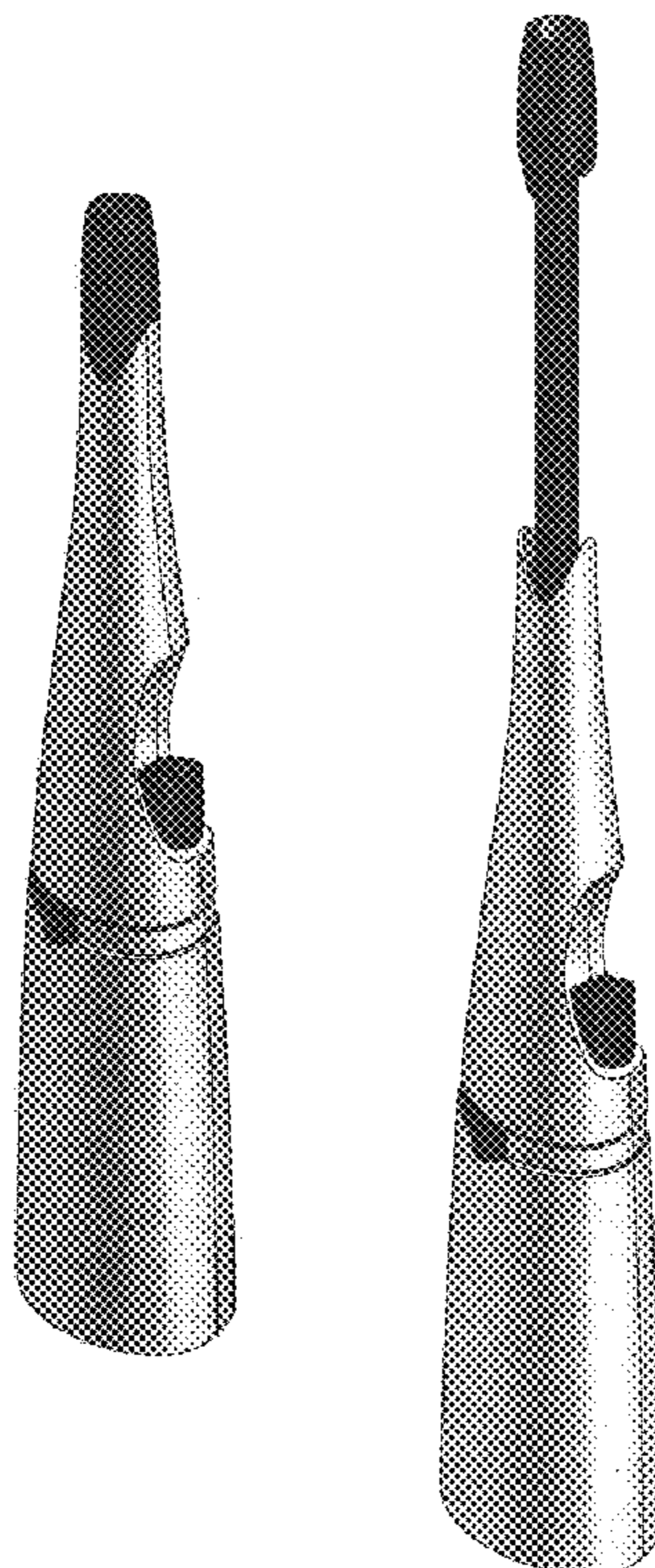
FIG. 8 is the other end view of the utility lighter shown in FIG. 1;

FIG. 9 is a side, front perspective view of the utility lighter in FIG. 1, wherein the lighter is in an open position;

FIG. 10 is a front view of the utility lighter in FIG. 9; and,

FIG. 11 is a side view of the utility lighter shown in FIG. 9.

1 Claim, 6 Drawing Sheets



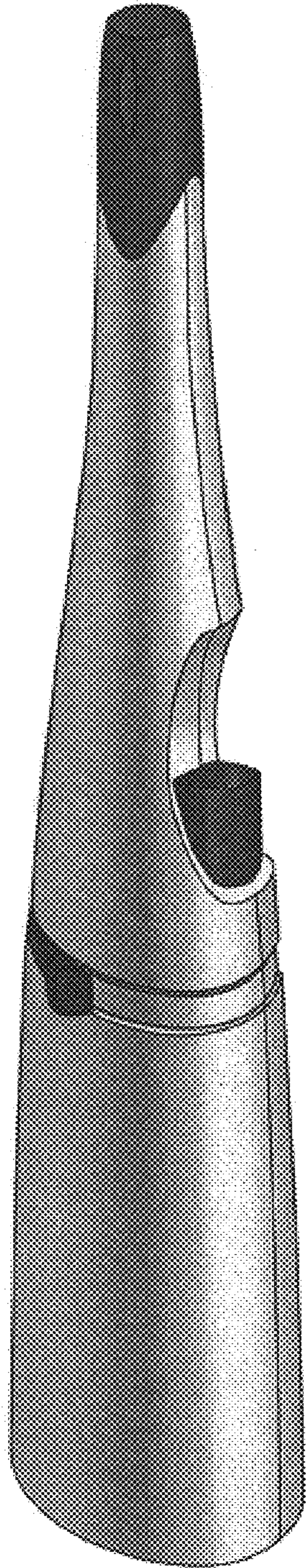


Fig. 1

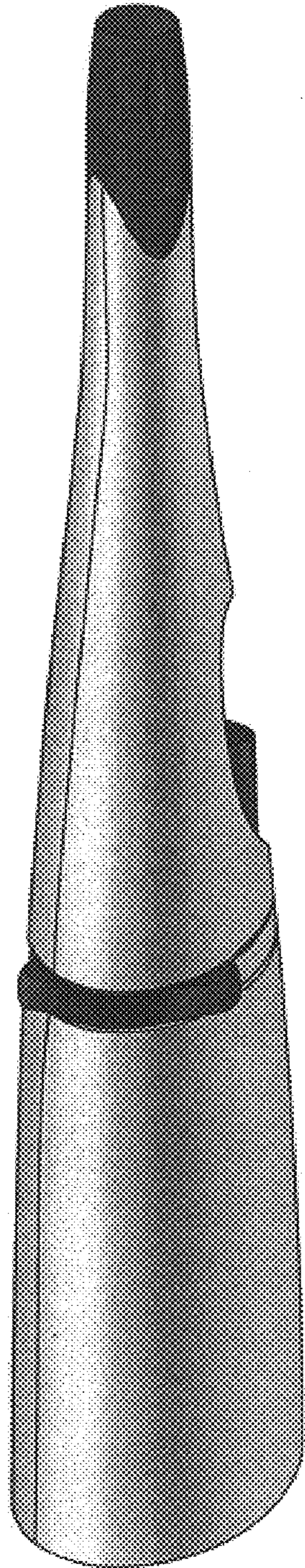


Fig. 2




Fig. 3




Fig. 4

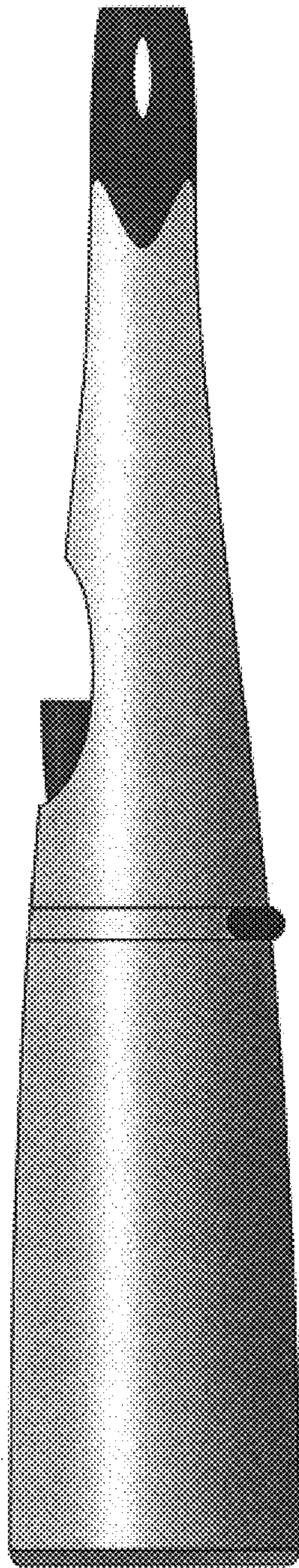


Fig. 5

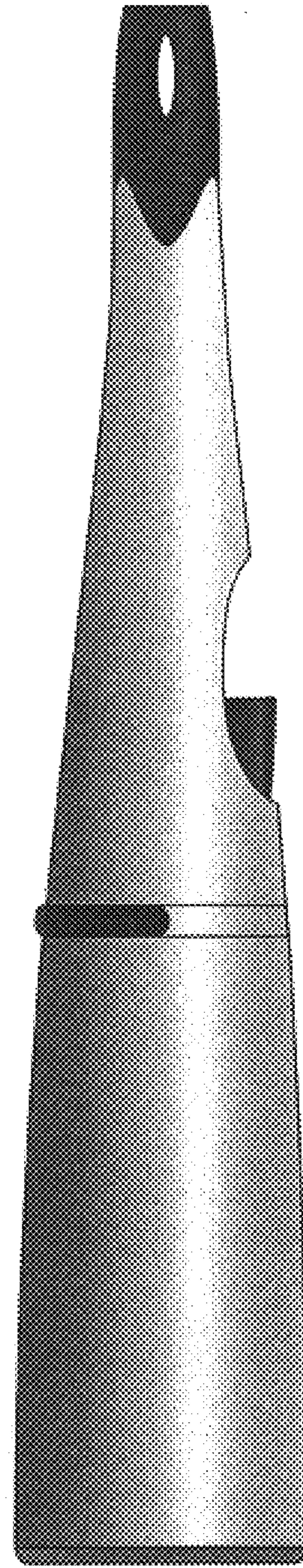


Fig. 6

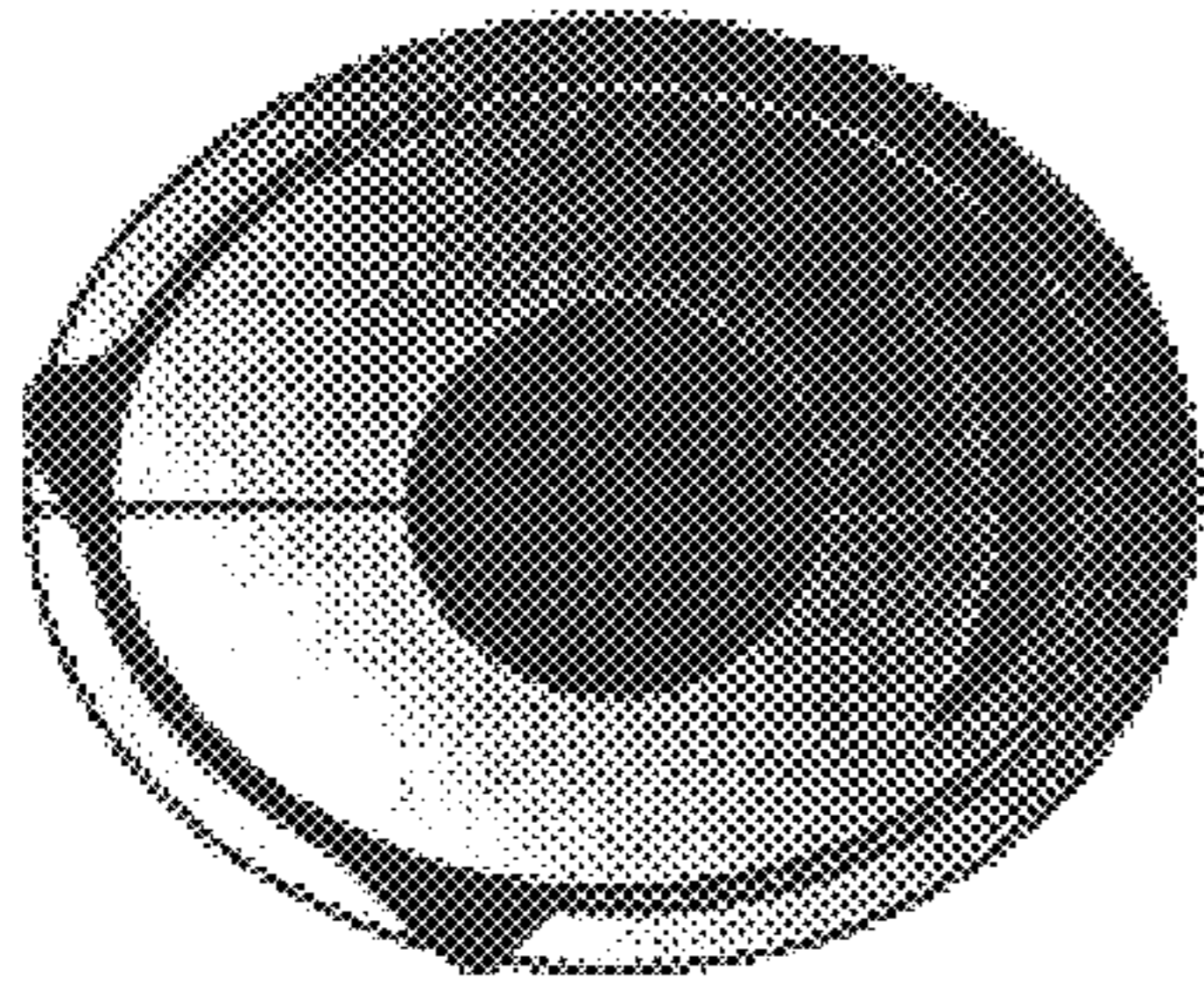


Fig. 7

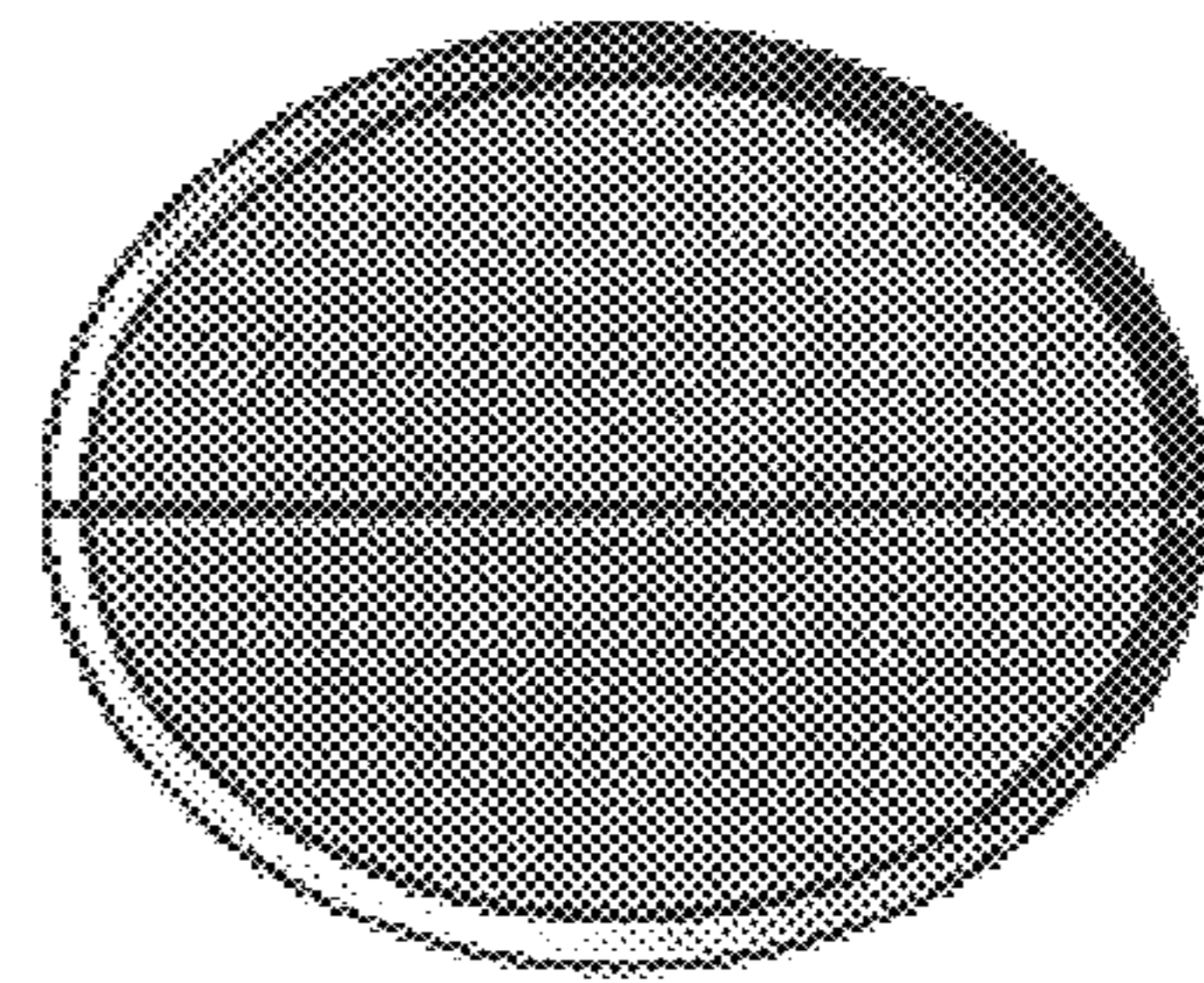


Fig. 8

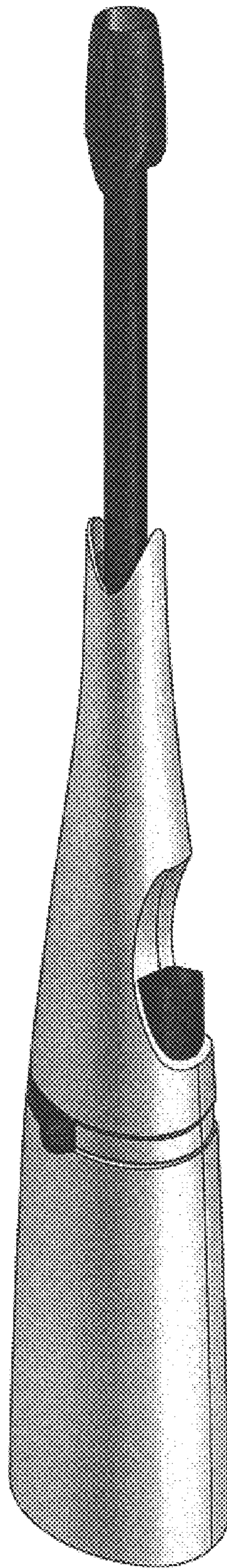


Fig. 9

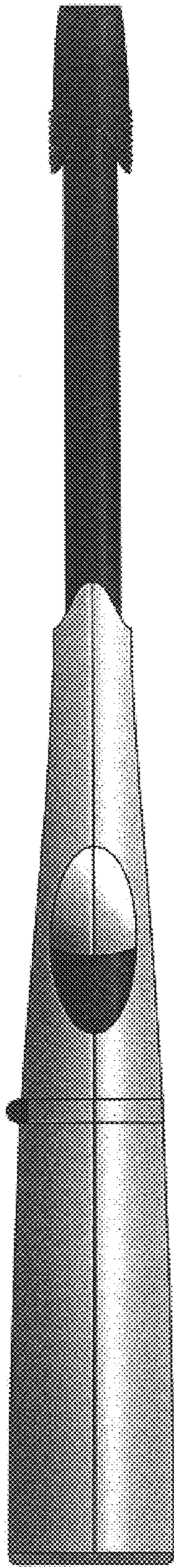


Fig. 10

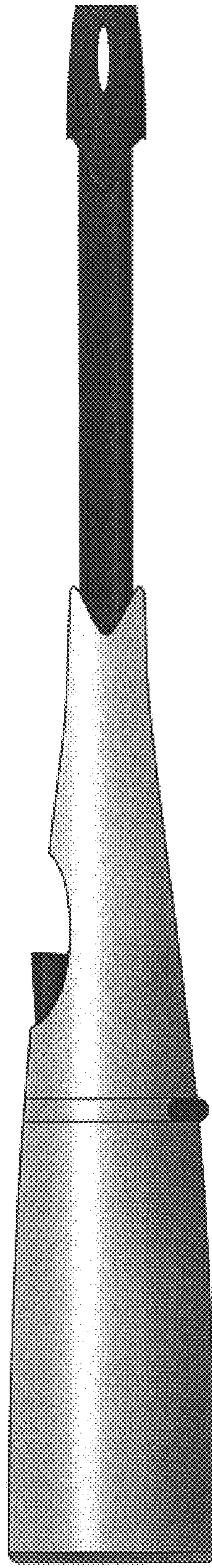


Fig. 11