



US00D448617B1

(12) **United States Design Patent**
Bartley

(10) **Patent No.:** **US D448,617 S**

(45) **Date of Patent:** **** Oct. 2, 2001**

(54) **OVEN RACK**

(75) Inventor: **Robert J. Bartley**, Stevensville, MT
(US)

(73) Assignee: **Barson Enterprises, Inc.**, Stevensville,
MT (US)

(**) Term: **14 Years**

(21) Appl. No.: **29/136,273**

(22) Filed: **Jan. 25, 2001**

(51) **LOC (7) Cl.** **07-02**

(52) **U.S. Cl.** **D7/409; D7/408**

(58) **Field of Search** D7/409, 388, 402,
D7/407, 408, 406; 126/1 R, 24, 25 R, 29,
332, 337 R, 339; 211/134, 153, 181.1;
312/410

(56) **References Cited**

U.S. PATENT DOCUMENTS

- D. 203,857 * 2/1966 Schieler D44/29
- D. 206,549 * 12/1966 Callender D44/29

- D. 260,227 * 8/1981 Bentson D7/129
- D. 425,754 * 5/2000 Matteson et al. D7/409
- D. 442,432 * 5/2001 Bartley D7/409
- 1,941,301 12/1933 Hanson et al. .
- 2,806,467 9/1957 Slaughter .
- 4,475,528 * 10/1984 Kuchenbrod 126/9 R
- 5,938,968 3/1999 Ogg et al. .

* cited by examiner

Primary Examiner—James Gandy

Assistant Examiner—Daniel Bui

(74) *Attorney, Agent, or Firm*—Saliwanchik, Lloyd &
Saliwanchik, P.C.

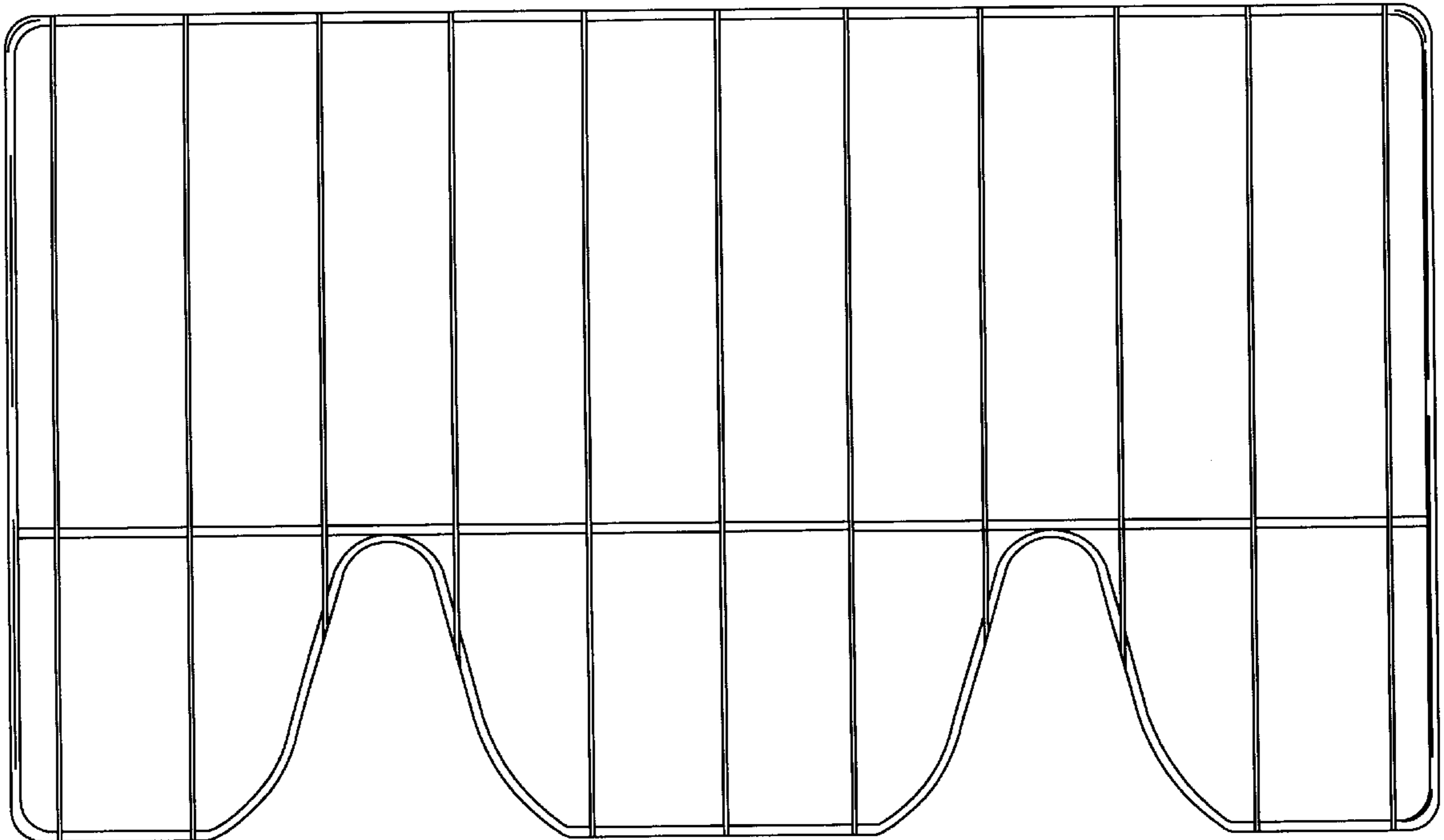
(57) **CLAIM**

The ornamental design for an oven rack, as shown and described.

DESCRIPTION

FIG. 1 is a top plan view of an oven rack showing my design; the bottom view being a mirror image thereof; and, FIG. 2 is a front elevational view of an oven rack showing my design.

1 Claim, 1 Drawing Sheet



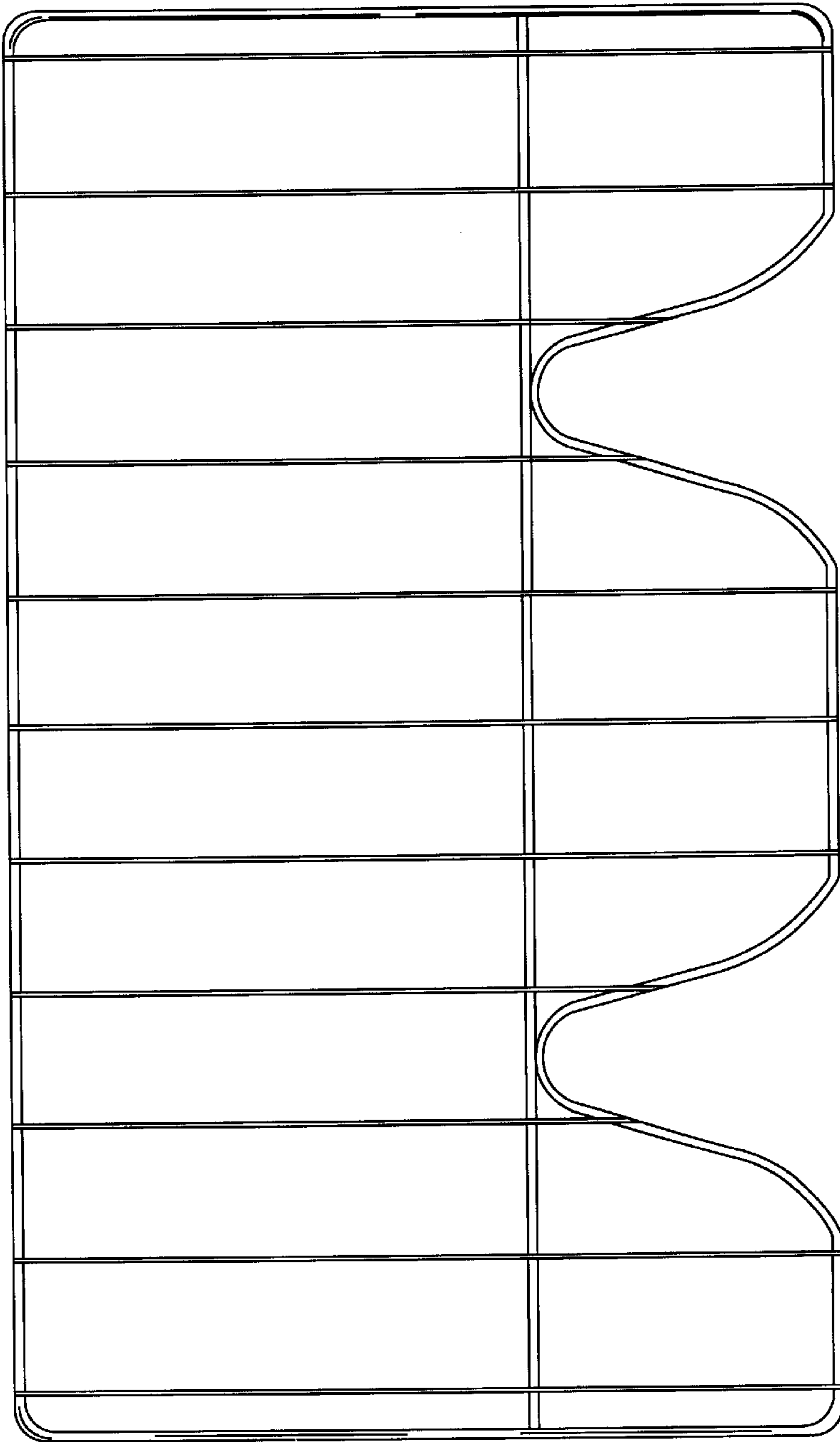


FIG. 1

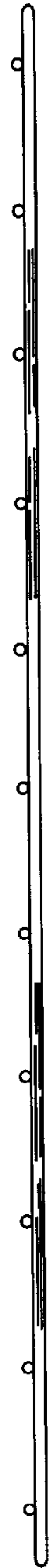


FIG. 2