



US00D448605B1

(12) **United States Design Patent**  
**Horan**

(10) **Patent No.:** **US D448,605 S**

(45) **Date of Patent:** **\*\* Oct. 2, 2001**

(54) **BOTTLE STOPPER**

D. 429,641 \* 8/2000 Horan ..... D9/439

(76) Inventor: **Susan Horan**, 16101 Royal Oak Rd.,  
Encino, CA (US) 91436

\* cited by examiner

(\*\*) Term: **14 Years**

*Primary Examiner*—Dominic Simone  
(74) *Attorney, Agent, or Firm*—Ashen & Lippman

(21) Appl. No.: **29/126,073**

(57) **CLAIM**

(22) Filed: **Jul. 7, 2000**

The ornamental design for a bottle stopper, as shown and described.

(51) **LOC (7) Cl.** ..... **07-09**

**DESCRIPTION**

(52) **U.S. Cl.** ..... **D7/387; D9/439**

FIG. 1 is a front view of a bottle stopper embodying the present invention.

(58) **Field of Search** ..... D9/435, 439, 443,  
D9/544-546; D7/300, 387; 215/355-364

FIG. 2 is a top view of the bottle stopper of FIG. 1.

(56) **References Cited**

FIG. 3 is a bottom view of the bottle stopper of FIG. 1.

**U.S. PATENT DOCUMENTS**

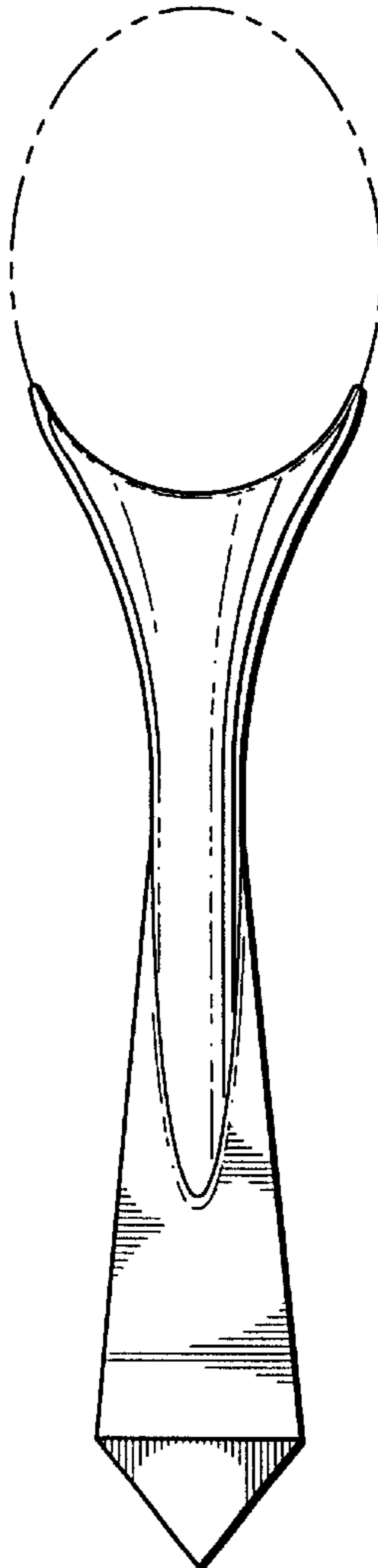
FIG. 4 is a left side view of the bottle stopper of FIG. 1; and,

- D. 24,447 \* 7/1895 Lowrey ..... D9/439
- D. 221,377 \* 8/1971 Schneider ..... D9/439
- D. 260,969 \* 9/1981 Goettner et al. .... D9/439
- D. 380,677 \* 7/1997 Joergensen ..... D9/439
- D. 420,589 \* 2/2000 Baxter ..... D9/439

FIG. 5 is a rear view of the bottle stopper of FIG. 1.

The bottle stopper is symmetrical so that it has the same appearance from both sides.

**1 Claim, 2 Drawing Sheets**



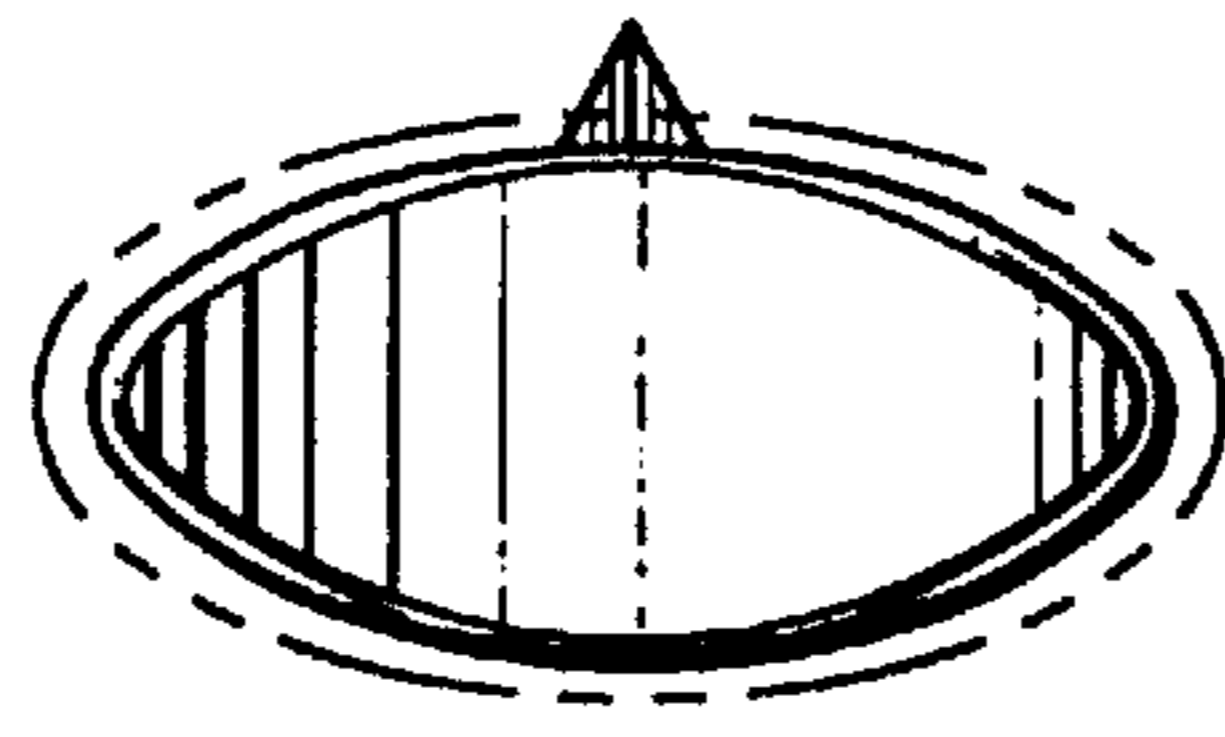


FIG. 2

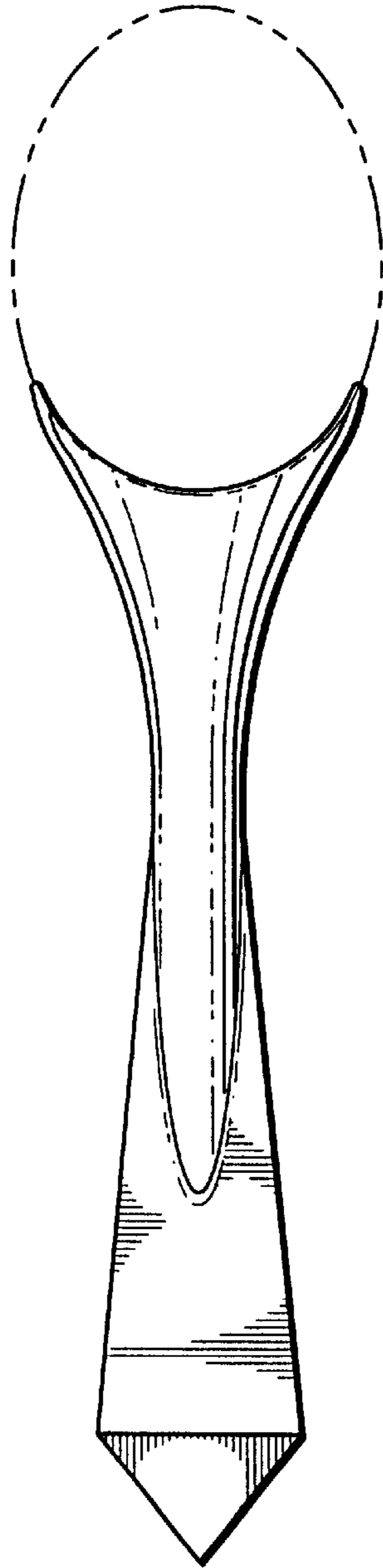


FIG. 1

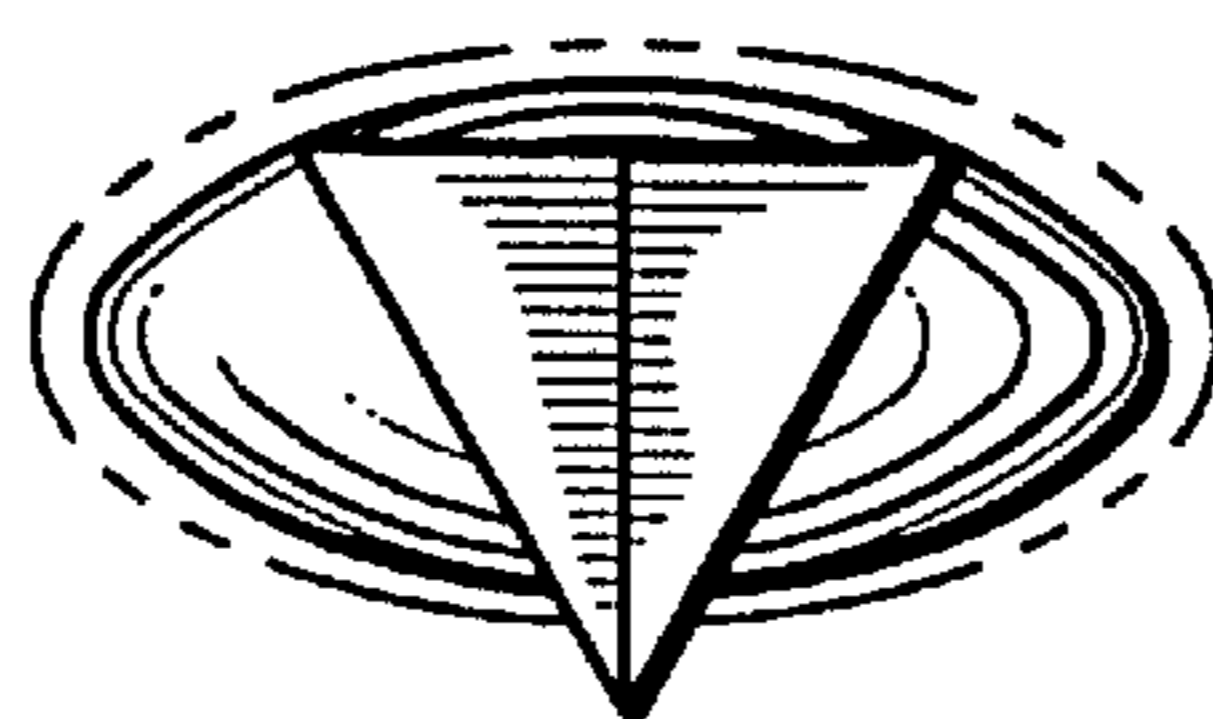


FIG. 3

FIG. 4

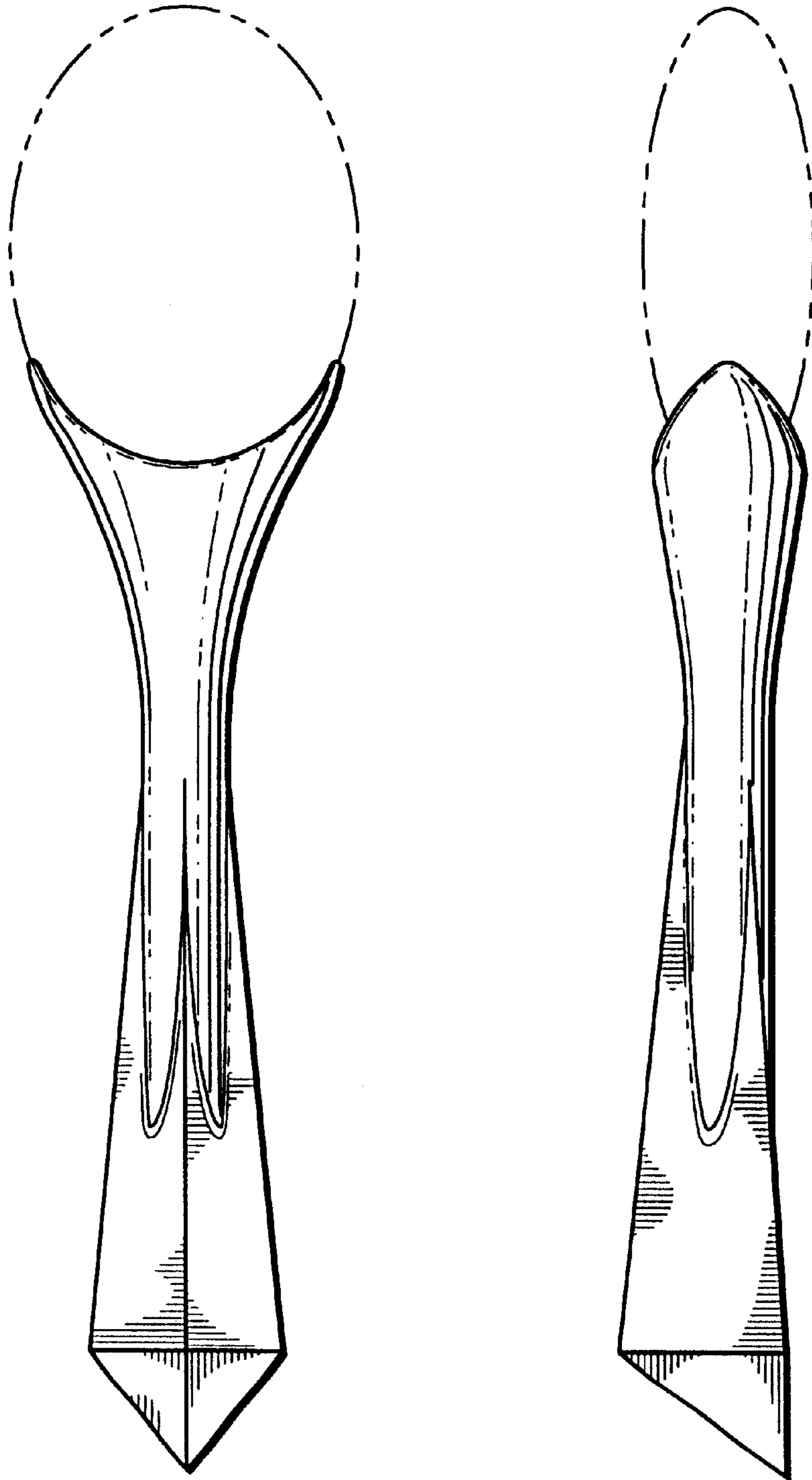


FIG. 5