



US00D448587B1

(12) **United States Design Patent**  
**McDaniel et al.**

(10) **Patent No.:** **US D448,587 S**

(45) **Date of Patent:** **\*\* Oct. 2, 2001**

(54) **CHEST**

(75) **Inventors:** **Thomas M. McDaniel; D. Scott Coley,**  
both of Morganton, NC (US)

(73) **Assignee:** **Bernhardt, L.L.C.,** Lenoir, NC (US)

(\*\*) **Term:** **14 Years**

(21) **Appl. No.:** **29/131,022**

(22) **Filed:** **Oct. 13, 2000**

(51) **LOC (7) Cl.** ..... **06-04**

(52) **U.S. Cl.** ..... **D6/446**

(58) **Field of Search** ..... D6/432, 434, 436,  
D6/441, 444, 445, 446, 447; 312/204, 224

(56) **References Cited**

**U.S. PATENT DOCUMENTS**

- D. 387,580 \* 12/1997 Walters, III et al. .... D6/434
- D. 416,144 \* 11/1999 Walters, III et al. .... D6/437
- D. 420,833 \* 2/2000 Cain ..... D6/445

- D. 428,734 \* 8/2000 McDaniel et al. .... D6/445
- D. 430,980 \* 9/2000 Cain ..... D6/445
- D. 434,926 \* 12/2000 Walters, III et al. .... D6/446

\* cited by examiner

*Primary Examiner*—Cathron C. Brooks

(74) *Attorney, Agent, or Firm*—MacCord Mason PLLC

(57) **CLAIM**

The ornamental design for a chest, as shown and described.

**DESCRIPTION**

FIG. 1 is a perspective view of a chest showing my new design;

FIG. 2 is a side view, the opposite side being a mirror image thereof;

FIG. 3 is a front view; and,

FIG. 4 is a top thereof.


The broken lines showing the knob hardware and feet of the chest are for illustrative purposes only and forms no part of the claimed design.

**1 Claim, 3 Drawing Sheets**





FIG.1



**FIG.2**




FIG.4




FIG.3