



US00D448571B1

(12) **United States Design Patent**
Harris et al.

(10) **Patent No.: US D448,571 S**

(45) **Date of Patent: ** Oct. 2, 2001**

(54) **TOOTHBRUSH**

(75) Inventors: **Michael Percival William Harris,**
Belle Meade; Alan G. Trojanowski,
Monmouth Junction, both of NJ (US);
Takayuki Watanabe,
Fukushima-prefecture (JP)

(73) Assignee: **McNeil-PPC, Inc., Skillman, NJ (US)**

(*) Notice: This patent is subject to a terminal disclaimer.

(**) Term: **14 Years**

(21) Appl. No.: **29/131,266**

(22) Filed: **Oct. 17, 2000**

Related U.S. Application Data

(63) Continuation of application No. 29/093,460, filed on Sep. 11, 1998, now abandoned.

(51) **LOC (7) Cl. 04-02**

(52) **U.S. Cl. D4/104**

(58) **Field of Search** D4/104-112, 130,
D4/132, 134, 136, 138; 15/110, 143.1,
159.1, 160, 167.1, 167.2, 176.1, 188, 207.2,
DIG. 5, DIG. 6; 132/308; 601/139, 141

(56) **References Cited**

U.S. PATENT DOCUMENTS

D. 368,163 * 3/1996 Overthun D4/104
D. 374,350 * 10/1996 Yost et al. D4/104
D. 376,695 * 12/1996 Tveras D4/104

D. 387,205 * 12/1997 Moskovich D4/104
D. 402,471 * 12/1998 Magloff et al. D4/104
1,567,507 * 12/1925 Howard 15/176.1
4,268,933 * 5/1981 Papas 15/167.1
4,373,541 * 2/1983 Nishioka 15/167.1
4,646,381 * 3/1987 Weihrauch 15/167.1
4,780,924 * 11/1988 Hansen et al. 15/76.1
5,398,369 * 3/1995 Heinzelman et al. 15/167.1
5,799,353 * 9/1998 Oishi et al. 15/167.1
5,802,656 * 9/1998 Dawson et al. 15/110

FOREIGN PATENT DOCUMENTS

9-182626 * 7/1997 (JP) .
9-182628 * 7/1997 (JP) .
WO 95/06420 * 3/1995 (WO) .

* cited by examiner

Primary Examiner—Alan P. Douglas

Assistant Examiner—Lavone Tabor

(74) *Attorney, Agent, or Firm*—Lawrence D. Schuler

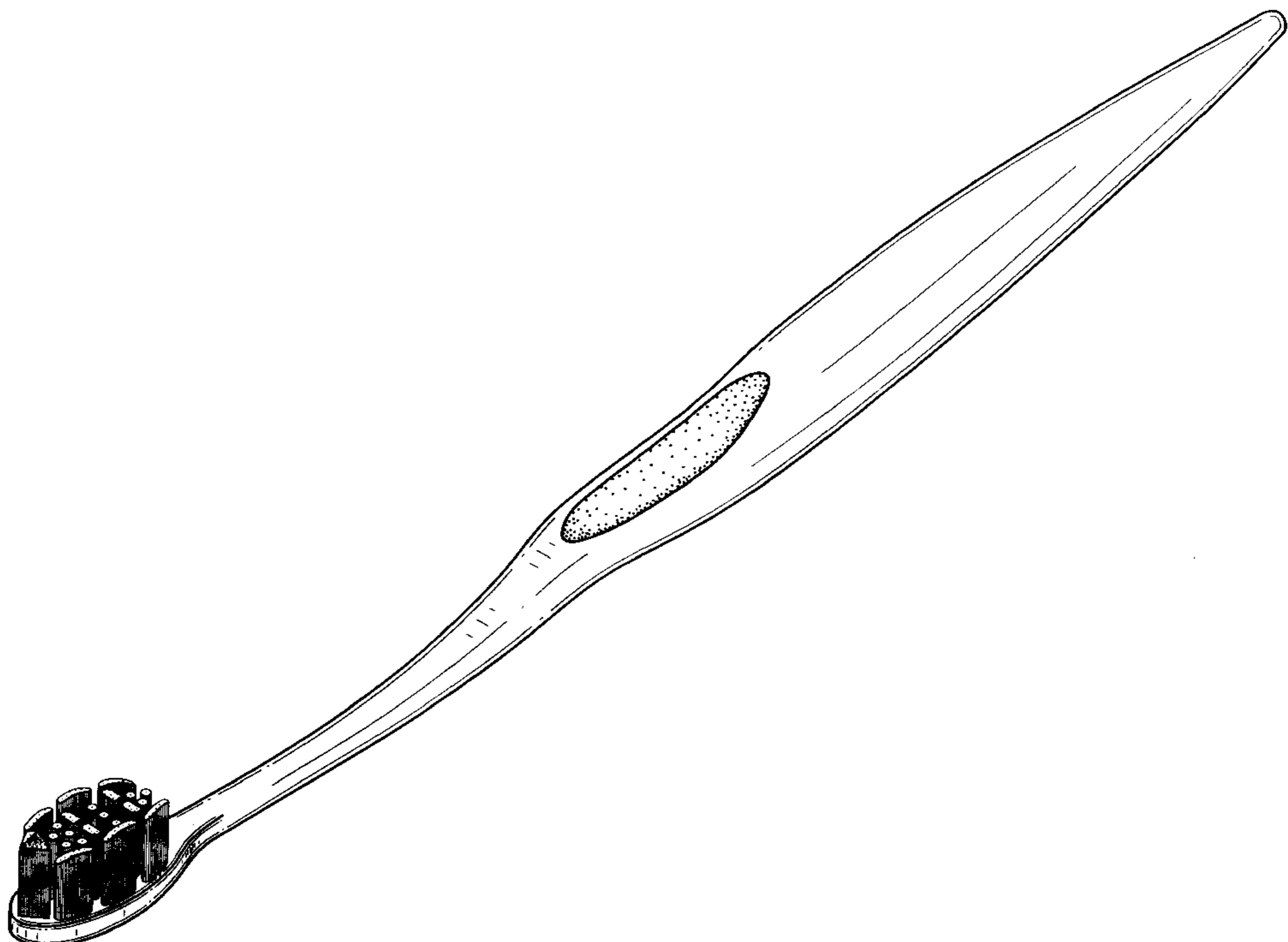
(57) **CLAIM**

The ornamental design for a toothbrush, substantially as shown and described.

DESCRIPTION

FIG. 1 is a perspective view showing the toothbrush of our new design;
FIG. 2 is a top plan view thereof;
FIG. 3 is a side elevational view thereof, the opposite side being a mirror image;
FIG. 4 is a bottom plan view thereof;
FIG. 5 is a front elevational view thereof; and,
FIG. 6 is a rear elevational view thereof.

1 Claim, 3 Drawing Sheets



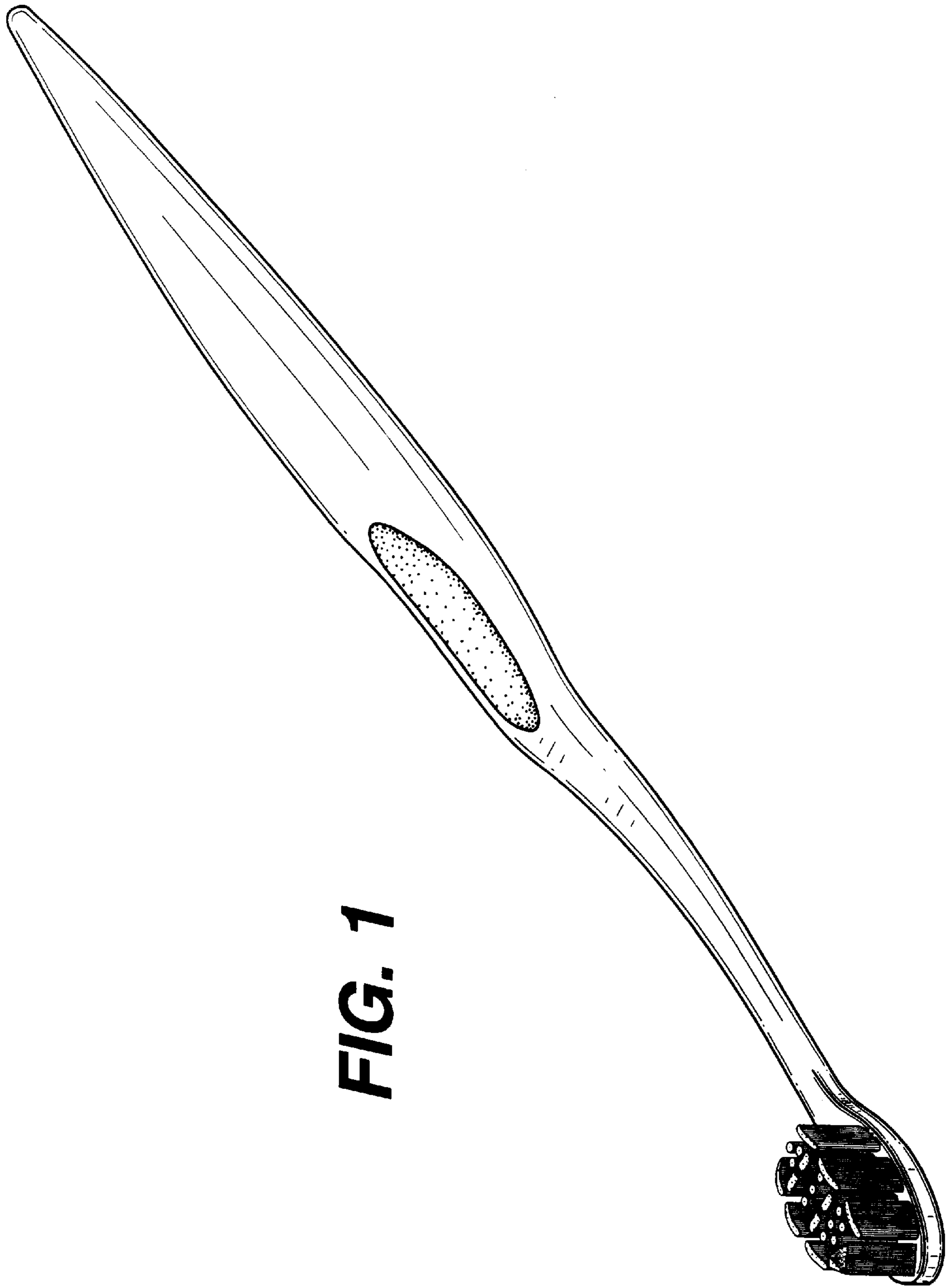


FIG. 1

FIG. 2

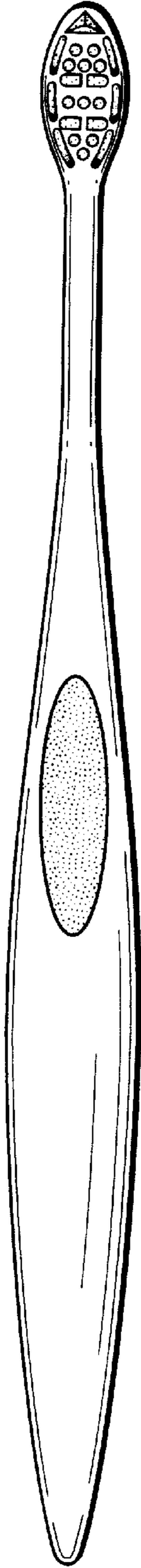


FIG. 3

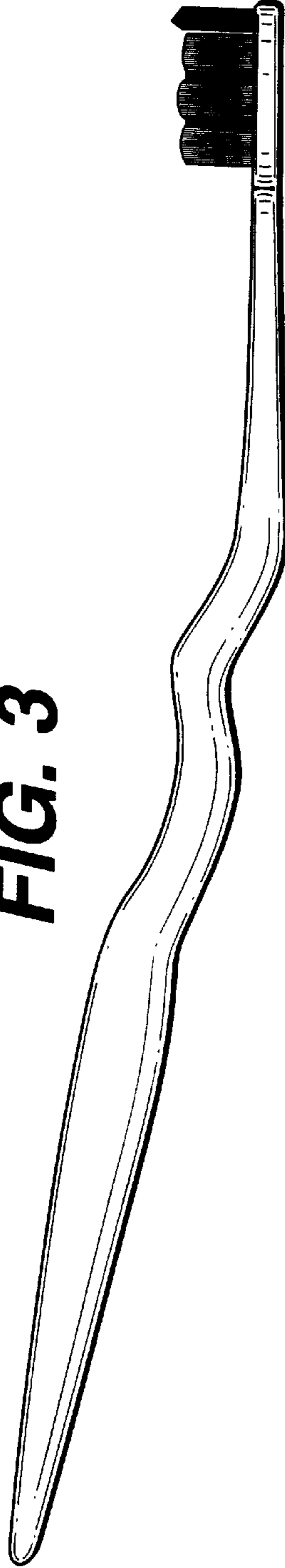


FIG. 4

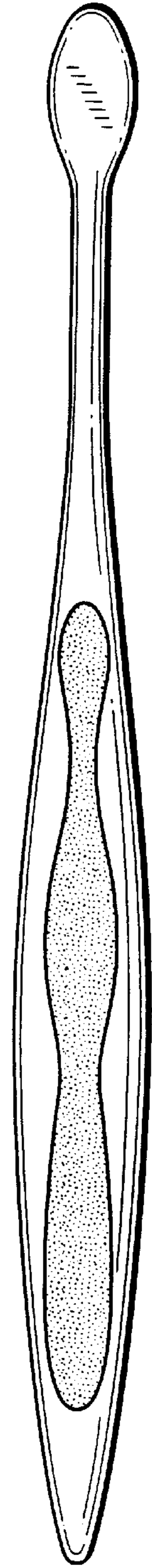


FIG. 5




FIG. 6

