



US00D448563B1

(12) **United States Design Patent** (10) **Patent No.:** **US D448,563 S**  
**Kim** (45) **Date of Patent:** **\*\* Oct. 2, 2001**

(54) **EYEGLASS HOLDER**

(76) Inventor: **Jaedong Kim**, 47-10 Jung-Dong  
Susung-Gu, Taegu (KR)

(\*\*) Term: **14 Years**

(21) Appl. No.: **29/131,285**

(22) Filed: **Oct. 18, 2000**

(51) **LOC (7) Cl.** ..... **03-01**

(52) **U.S. Cl.** ..... **D3/266; D3/265; D3/263**

(58) **Field of Search** ..... **D3/219, 264, 265,**  
**D3/266; D16/130; 206/5, 5.1; 248/902**

(56) **References Cited**

**U.S. PATENT DOCUMENTS**

D. 361,202	*	8/1995	Seach	.....	D3/266
D. 437,113	*	2/2001	Koehler	.....	D3/219
D. 438,001	*	2/2001	Lin	.....	D3/265
D. 438,002	*	2/2001	Lin	.....	D3/265
D. 439,738	*	4/2001	McCormack	.....	D3/265
4,707,088	*	11/1987	Tabacchi	.....	248/902
4,867,402	*	9/1989	Benson et al.	.....	248/902
5,842,613	*	12/1998	White	.....	206/5

\* cited by examiner

*Primary Examiner*—Celia Murphy

(74) *Attorney, Agent, or Firm*—Shook, Hardy & Bacon  
L.L.P.

(57) **CLAIM**

The ornamental design for an eyeglass holder, as shown.

**DESCRIPTION**

FIG. 1 is a top perspective view of an eyeglass holder embodying the new and ornamental design, according to the present invention;

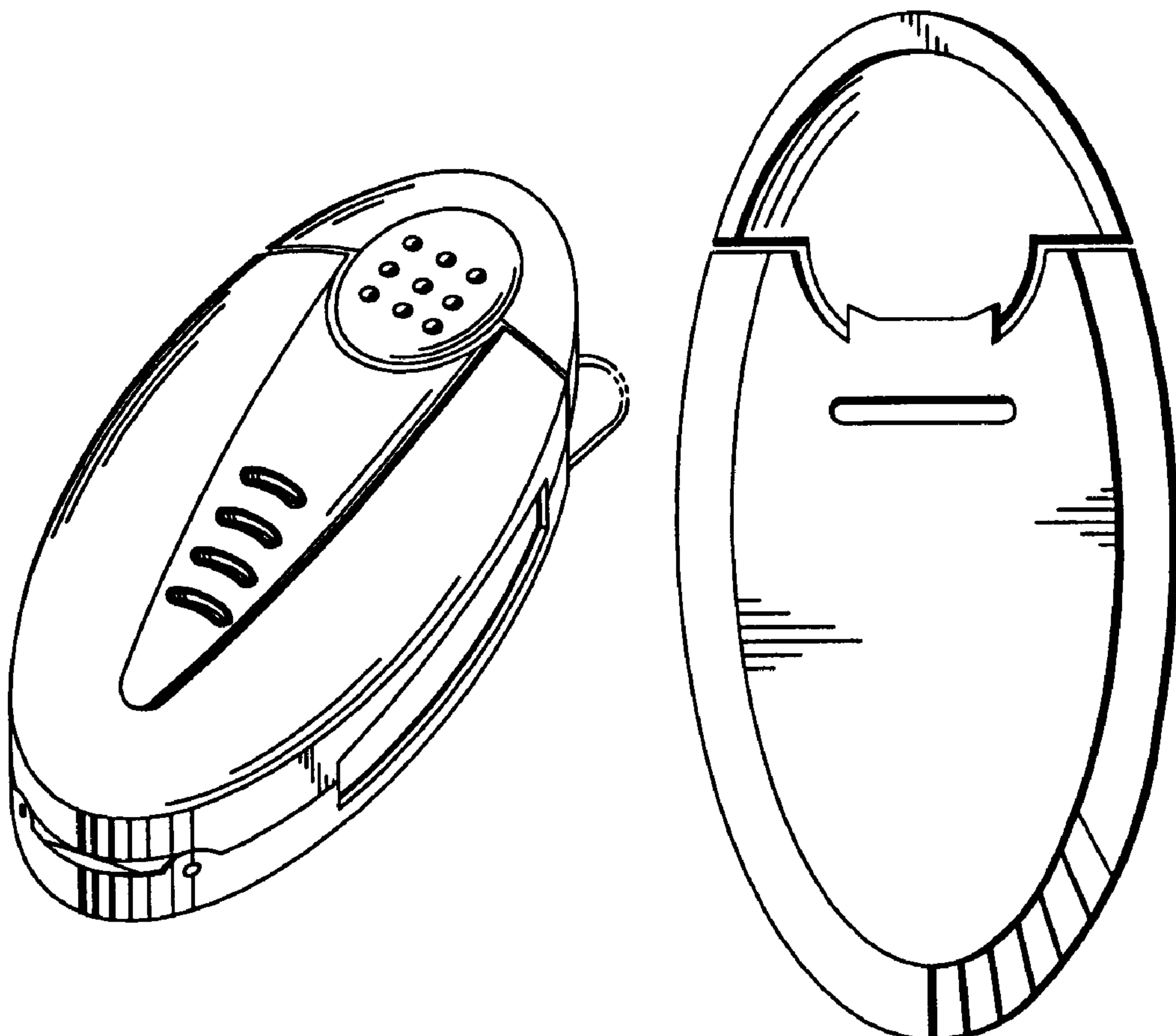
FIG. 2 is a top plan view of the eyeglass holder of FIG. 1; FIG. 3 is a side elevational view of the eyeglass holder of FIG. 1, the other side being a mirror image thereof;

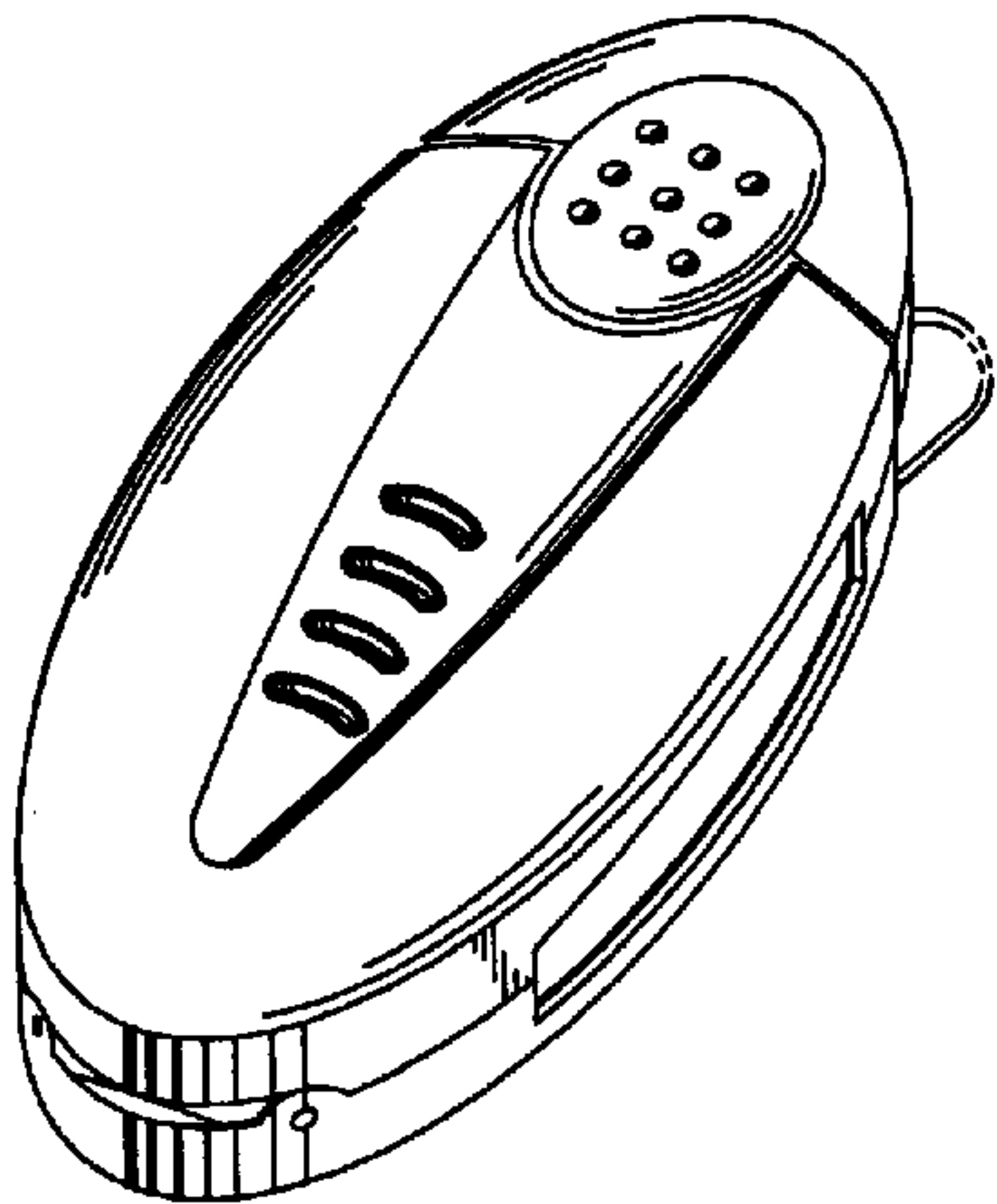
FIG. 4 is a back plan view of the eyeglass holder of FIG. 1; FIG. 5 is a top elevational view of the eyeglass holder of FIG. 1; and,

FIG. 6 is a bottom elevational view of the eyeglass holder of FIG. 1.

The broken lines shown in FIG. 1 illustrates environmental subject matter which forms no part of the claimed design. The surfaces which are not shown, also form no part of the claimed design.

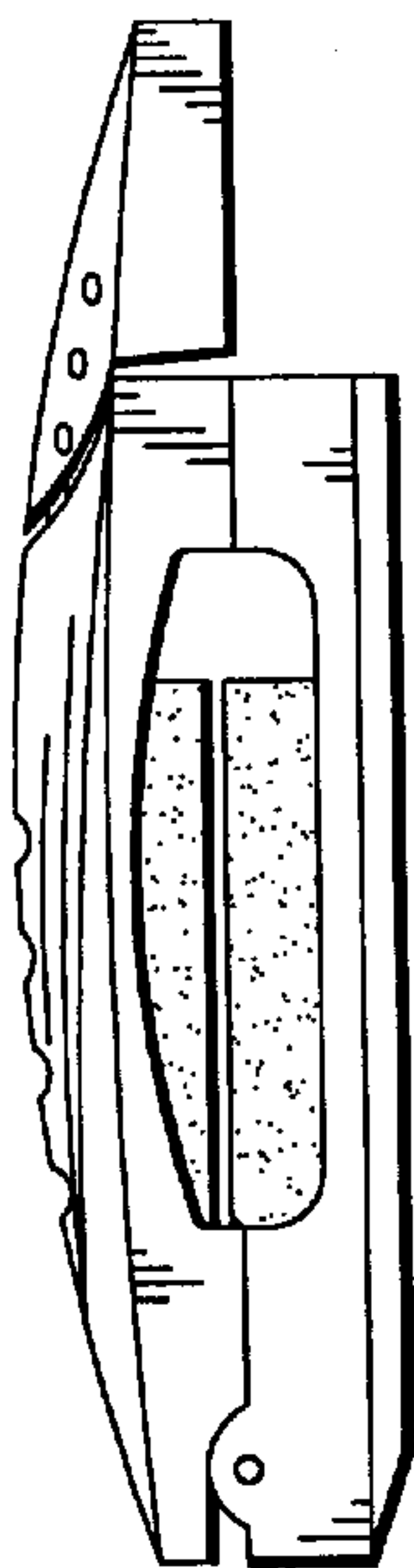
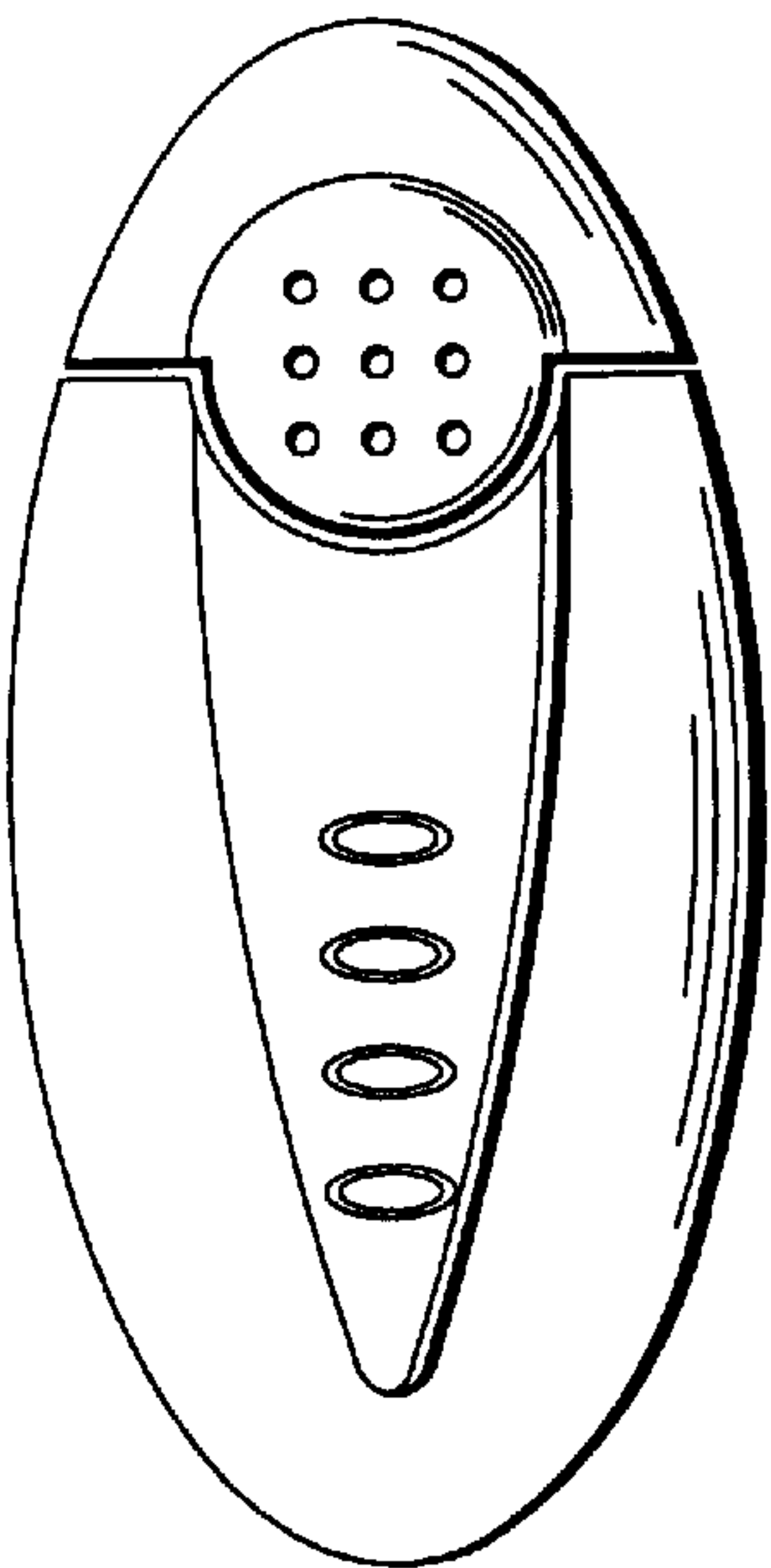
**1 Claim, 1 Drawing Sheet**



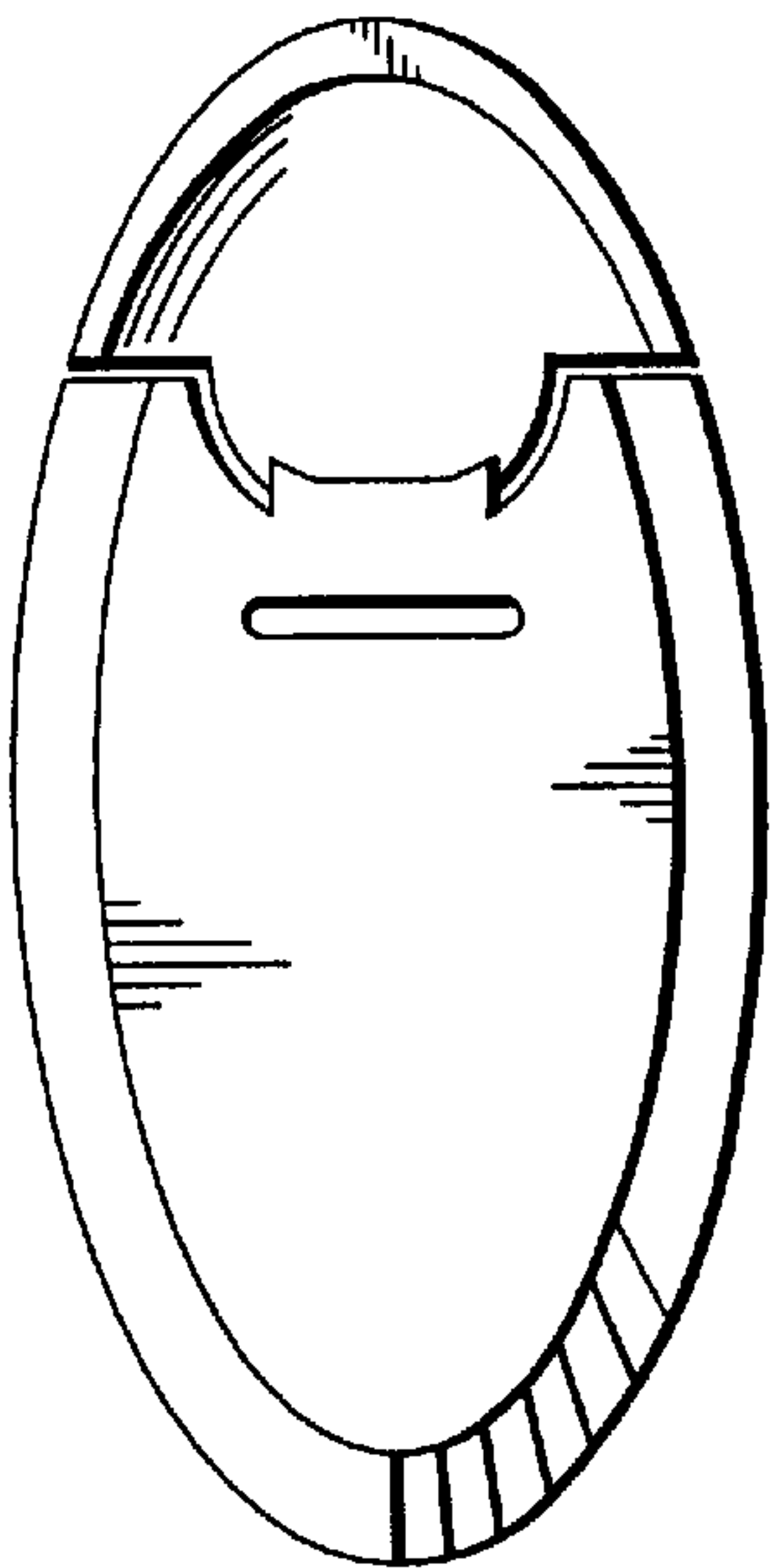


*FIG. 1.*

*FIG. 2.*

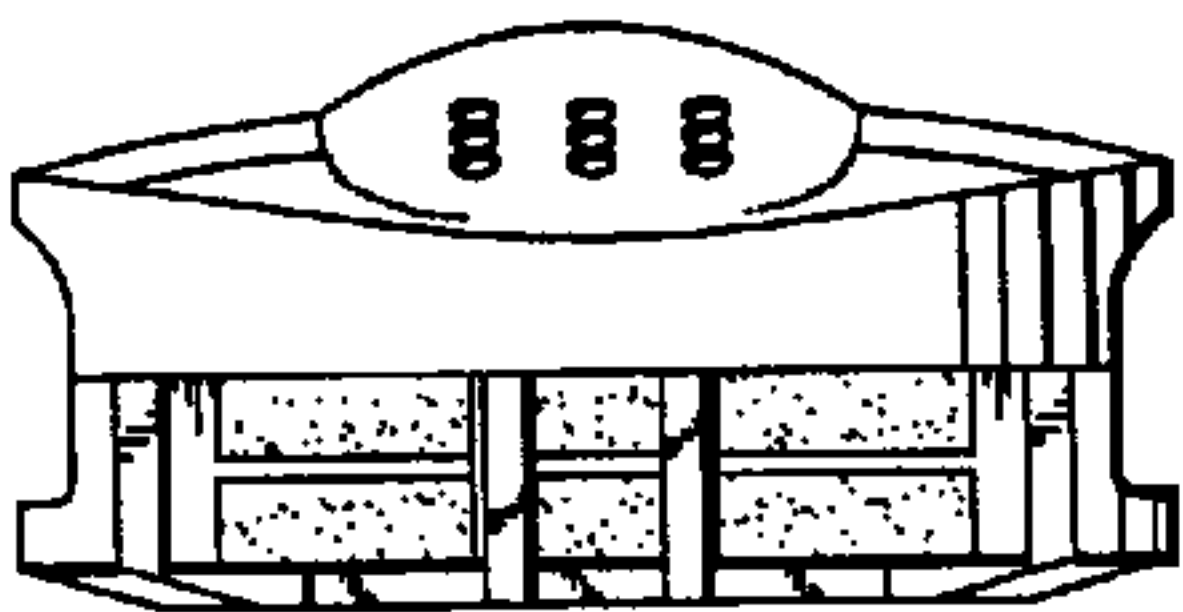


*FIG. 3.*



*FIG. 4.*

*FIG. 5.*



*FIG. 6.*

