



US00D448561B1

(12) **United States Design Patent**
Kolpin

(10) **Patent No.:** **US D448,561 S**

(45) **Date of Patent:** **** Oct. 2, 2001**

(54) **ASSAULT RIFLE CASE**

(76) **Inventor:** **Ronald N. Kolpin**, 9380 Ladwig La.,
Berlin, WI (US) 54923

(**) **Term:** **14 Years**

(21) **Appl. No.:** **29/132,687**

(22) **Filed:** **Nov. 13, 2000**

(51) **LOC (7) Cl.** **03-01**

(52) **U.S. Cl.** **D3/262**

(58) **Field of Search** D3/254, 262, 276,
D3/273, 285, 289; 206/314, 315.1, 315.11,
317; 224/150

(56) **References Cited**

U.S. PATENT DOCUMENTS

| | | | | |
|------------|-----------|-------------------------|-------|---------|
| D. 309,675 | 8/1990 | Kolpin | | D3/262 |
| D. 372,121 | * 7/1996 | Rowe | | D3/262 |
| D. 404,914 | * 2/1999 | Revels | | D3/262 |
| D. 413,020 | * 8/1999 | Kolpin | | D3/262 |
| D. 421,179 | 2/2000 | Kolpin | | D3/262 |
| 2,524,931 | * 10/1950 | Schoellkopf, Jr. et al. | | 206/317 |
| 2,901,018 | * 8/1959 | Kolpin | | 206/317 |
| 3,164,189 | * 1/1965 | O'Link | | 206/317 |
| 3,191,652 | * 6/1965 | Benson et al. | | 206/317 |
| 3,239,114 | * 3/1966 | Norsworthy | | 206/317 |
| 3,437,247 | * 4/1969 | Gantress | | D3/262 |

| | | | | | |
|-----------|---|--------|---------|-------|---------|
| 3,865,166 | * | 2/1975 | Pedro | | D3/262 |
| 4,024,997 | | 5/1977 | Kolpin | . | |
| 5,893,502 | * | 4/1999 | Redzisz | | 206/317 |
| 6,009,996 | * | 1/2000 | Purdy | | 206/317 |

OTHER PUBLICATIONS

Brigade Quartermaster Catalog, 1996, p. 18, Eagle Padded Rifle Transport Case.*
Kolpin Product Magazine, pp. 1-36. (no date).

* cited by examiner

Primary Examiner—Philip S. Hyder

(74) *Attorney, Agent, or Firm*—Rider, Bennett, Egan & Arundel

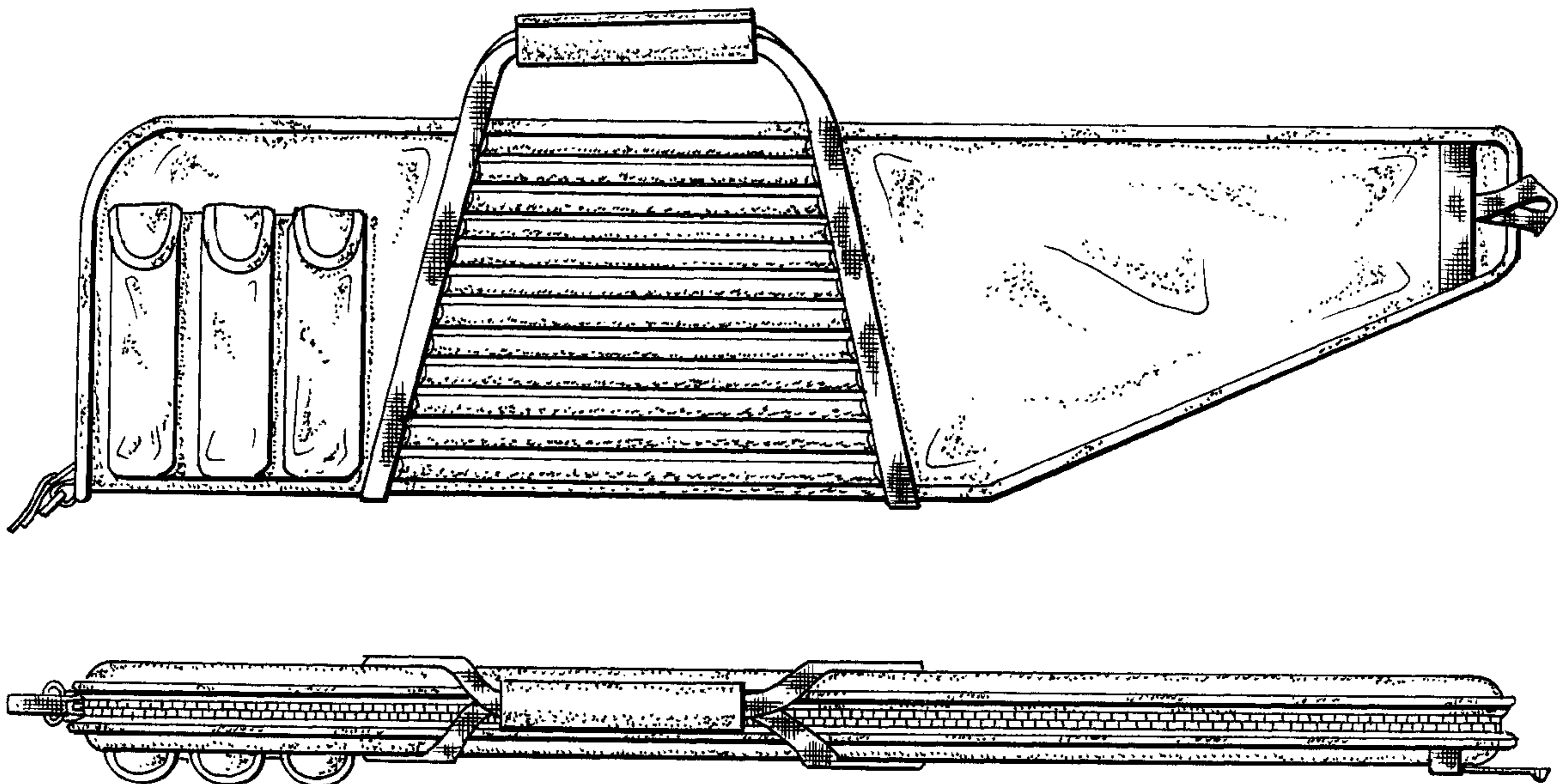
(57) **CLAIM**

The ornamental design for an assault rifle case, as shown and described.

DESCRIPTION

FIG. 1 is a right side elevational view showing my new design;
FIG. 2 is a top plan view;
FIG. 3 is a left side elevational view;
FIG. 4 is a bottom plan view;
FIG. 5 is a rear end view; and,
FIG. 6 is a front end view.

1 Claim, 3 Drawing Sheets



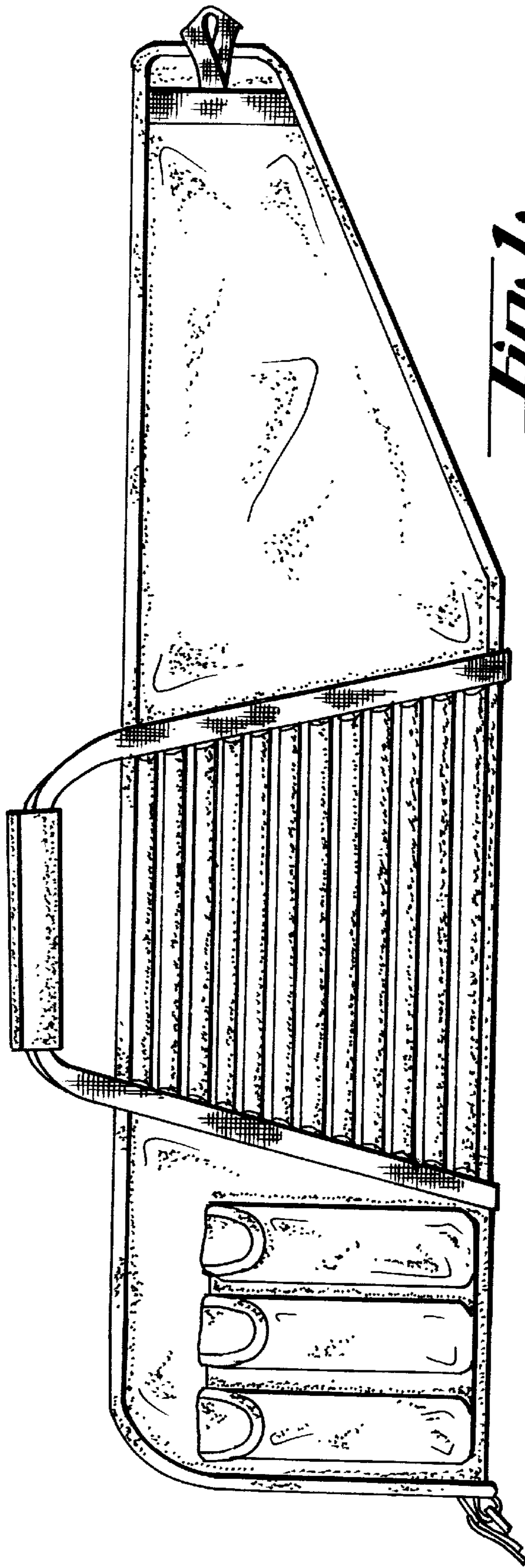


Fig. 1.

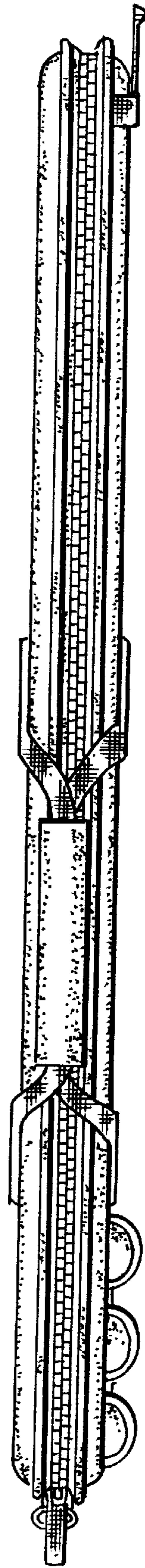


Fig. 2.

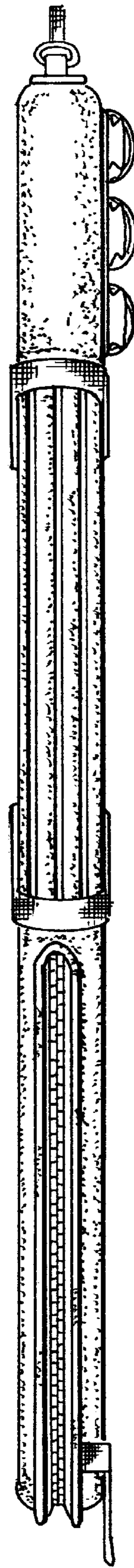
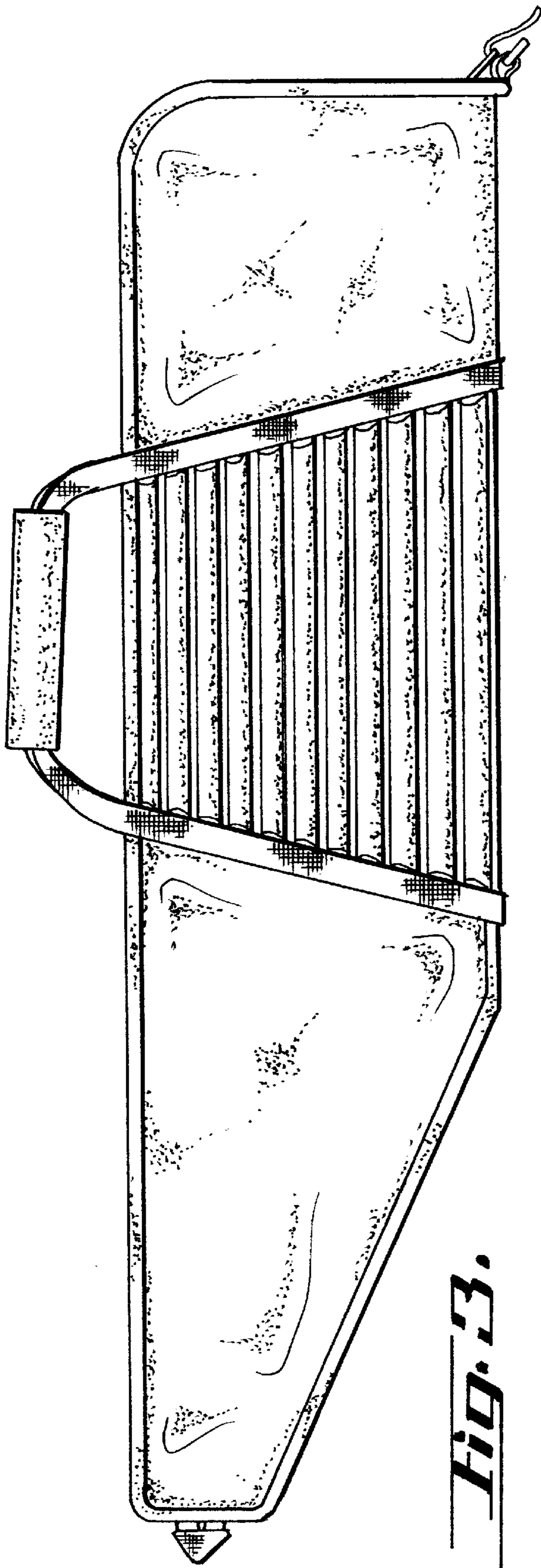


Fig. 4.




Fig. 6.




Fig. 7.