



US00D448558B1

(12) **United States Design Patent**
Kolpin

(10) **Patent No.:** **US D448,558 S**

(45) **Date of Patent:** **** Oct. 2, 2001**

(54) **SHOTGUN CASE**

(76) **Inventor:** **Ronald N. Kolpin**, 9380 Ladwig La.,
Berlin, WI (US) 54923

(**) **Term:** **14 Years**

(21) **Appl. No.:** **29/132,638**

(22) **Filed:** **Nov. 13, 2000**

(51) **LOC (7) Cl.** **03-01**

(52) **U.S. Cl.** **D3/262**

(58) **Field of Search** D3/254, 262, 273,
D3/276, 285, 289; 206/314, 315.1, 315.11,
317; 224/150

(56) **References Cited**

U.S. PATENT DOCUMENTS

D. 309,675	8/1990	Kolpin	D3/262
D. 372,121	* 7/1996	Rowe	D3/262
D. 404,914	* 2/1999	Revels	D3/262
D. 413,020	* 8/1999	Kolpin	D3/262
D. 421,179	2/2000	Kolpin	D3/262
2,524,931	* 10/1950	Schoellkopf, Jr. et al.	206/317
2,901,018	* 8/1959	Kolpin	206/317
3,164,189	* 1/1965	O'Link	206/317
3,191,652	* 6/1965	Benson et al.	206/317
3,239,114	* 3/1966	Norsworthy	206/317
3,437,247	* 4/1969	Gantress	D3/262

3,865,166	*	2/1975	Pedro	D3/262
4,024,997		5/1977	Kolpin	.	
5,893,502	*	4/1999	Redzisz	206/317
6,009,996	*	1/2000	Purdy	206/317

OTHER PUBLICATIONS

Brigade Quartermaster Catalog, 1996, p. 18, Eagle Padded Rifle Transport Case.*
Kolpin Product Magazine, pp. 1-36.

* cited by examiner

Primary Examiner—Philip S. Hyder

(74) *Attorney, Agent, or Firm*—Rider, Bennett, Egan & Arundel

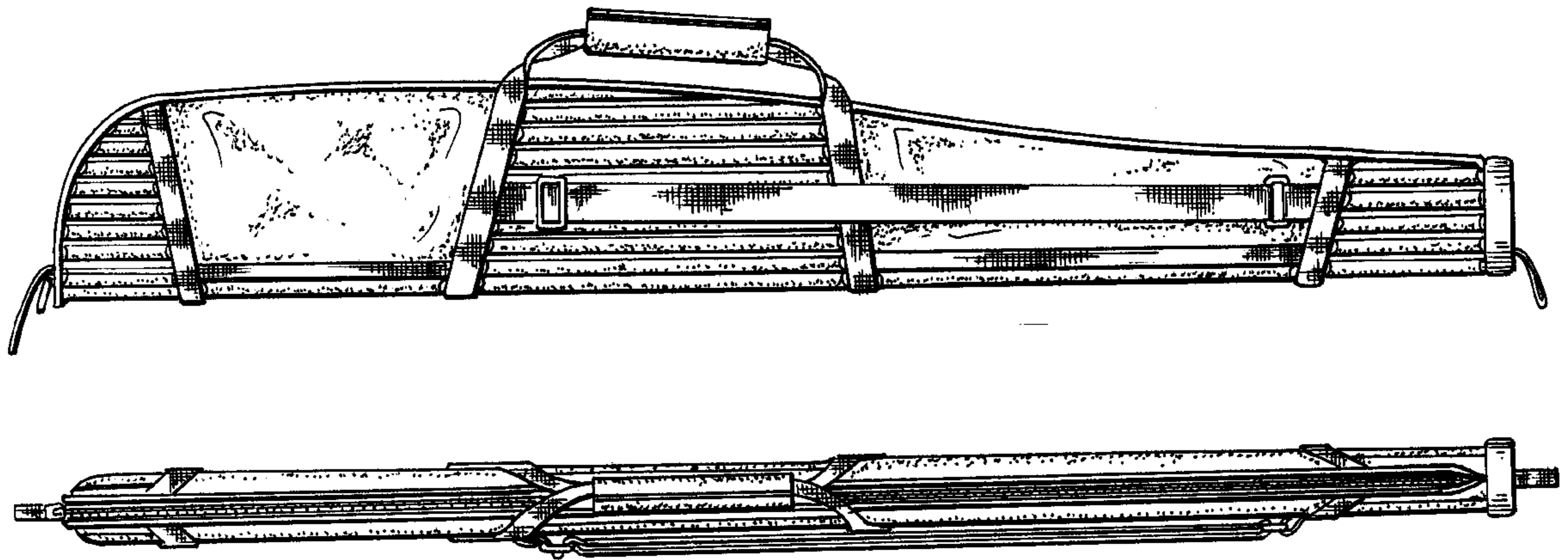
(57) **CLAIM**

The ornamental design for a shotgun case, as shown and described.

DESCRIPTION

FIG. 1 is a right side elevational view showing my new design;
FIG. 2 is a top plan view;
FIG. 3 is a front end view;
FIG. 4 is left side elevational view;
FIG. 5 is a bottom plan view; and,
FIG. 6 is a rear end view.

1 Claim, 2 Drawing Sheets



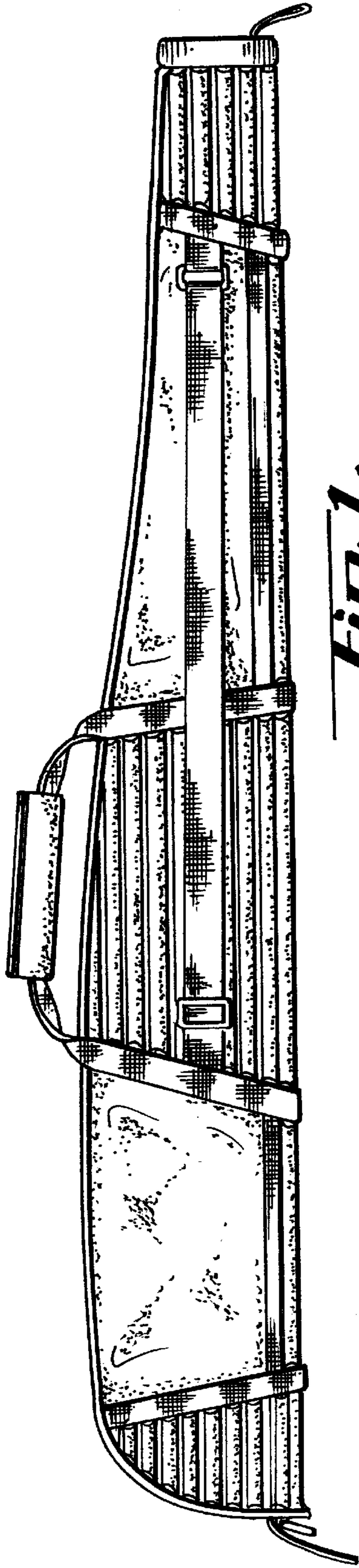


Fig. 1.



Fig. 2.

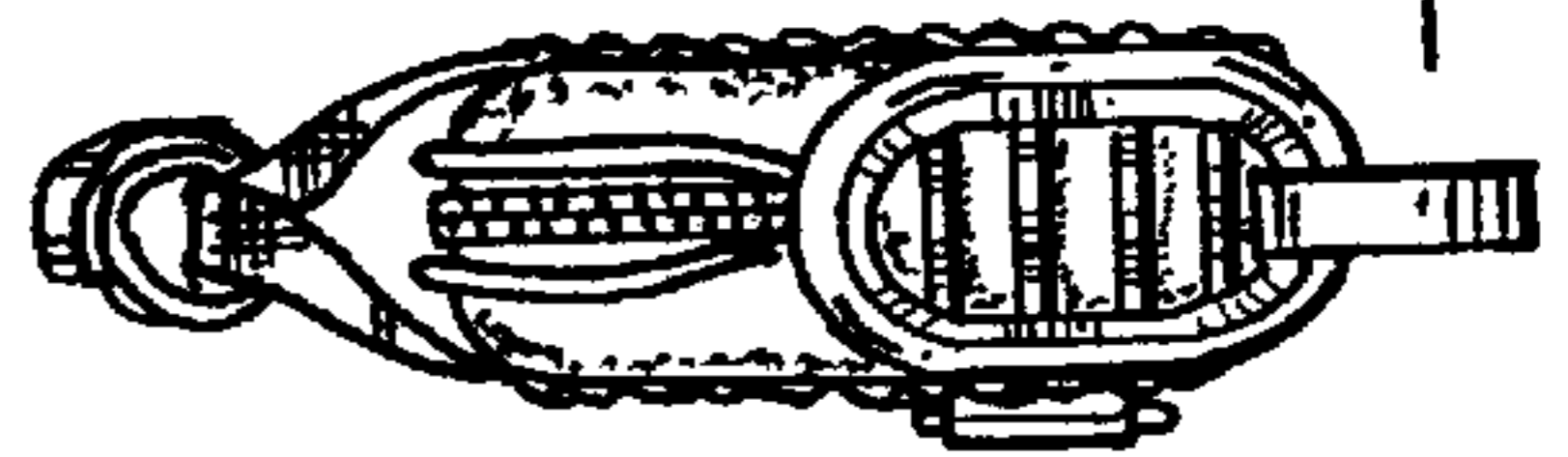


Fig. 3.

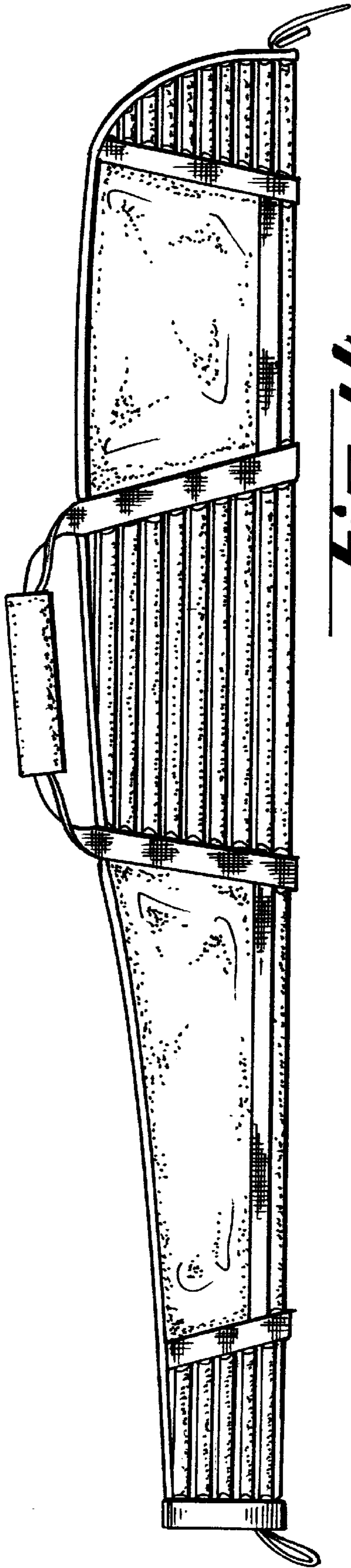


Fig. 4.




Fig. 5.

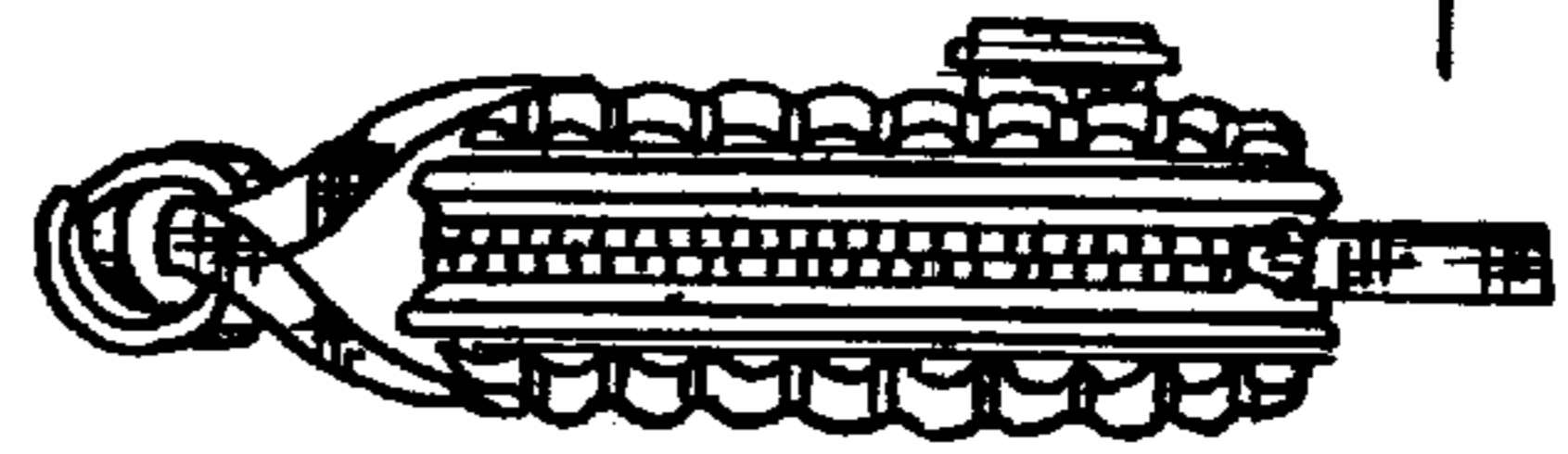


Fig. 6.