



US00D448556B1

(12) **United States Design Patent**
Snider

(10) **Patent No.:** **US D448,556 S**

(45) **Date of Patent:** **** Oct. 2, 2001**

(54) **DRILL HOLSTER FOR A WORKBELT**

FOREIGN PATENT DOCUMENTS

(75) Inventor: **Gregory Scott Snider**, Bel Air, MD
(US)

G8704878.7 6/1987 (DE) .
29918950U1 1/2000 (DE) .
0919157A2 6/1999 (EP) .

(73) Assignee: **Black & Decker Inc.**, Newark, DE
(US)

* cited by examiner

(**) Term: **14 Years**

Primary Examiner—Catherine R. Oliver
(74) *Attorney, Agent, or Firm*—Harness, Dickey & Pierce,
P.L.C.

(21) Appl. No.: **29/127,246**

(22) Filed: **Aug. 2, 2000**

(57) **CLAIM**

(51) **LOC (7) Cl.** **03-01**

(52) **U.S. Cl.** **D3/228**

(58) **Field of Search** D3/228, 215, 224,
D3/226, 222, 223; 224/904, 901, 236, 240,
673

The ornamental design for a drill holster for a workbelt, as shown and described.

DESCRIPTION

(56) **References Cited**

U.S. PATENT DOCUMENTS

D. 215,516	*	10/1969	Knigge	D3/228
D. 333,040	*	2/1993	Dancyger	D3/228
D. 333,215		2/1993	Brown	.	
D. 409,831	*	5/1999	Lyles et al.	D3/228
4,828,154		5/1989	Clifton, Jr.	.	
4,917,281		4/1990	Ostermiller	.	
4,966,321		10/1990	Outlaw	.	
5,568,889		10/1996	Holloway, Jr. et al.	.	

FIG. 1 is a front perspective view of a drill holster for a workbelt;

FIG. 2 is a front view thereof (the broken line showing of a drill is for illustrative purposes and is not part of the claimed design);

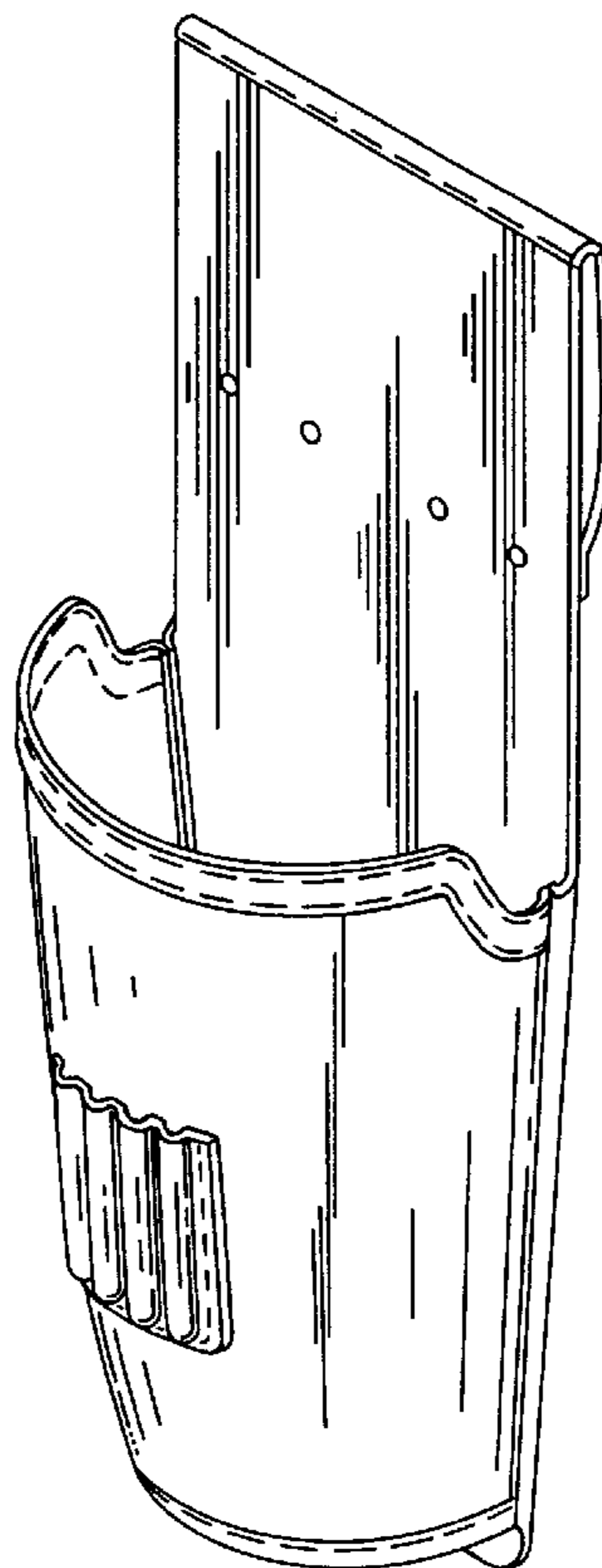
FIG. 3 is a left side view thereof (the right side view is a mirror image thereof);

FIG. 4 is a rear view thereof;

FIG. 5 is a top view thereof; and,

FIG. 6 is a bottom view thereof.

1 Claim, 2 Drawing Sheets



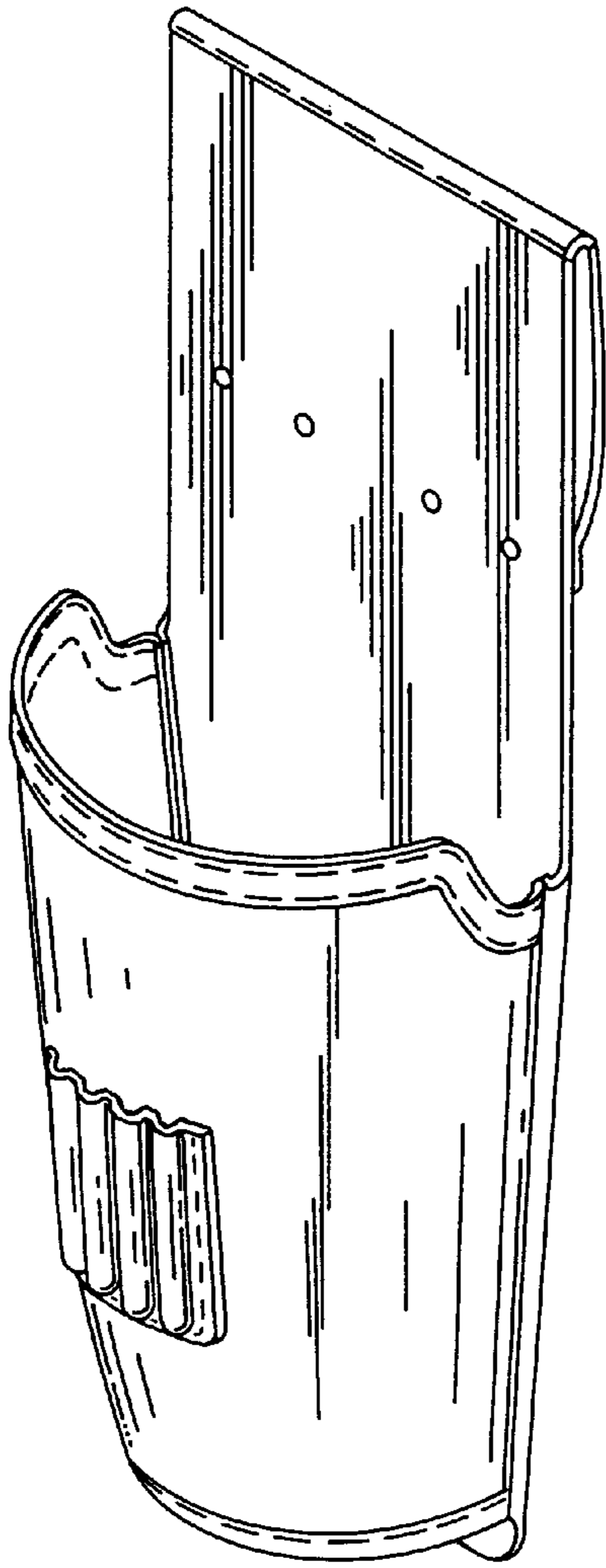


FIG 1




FIG 5

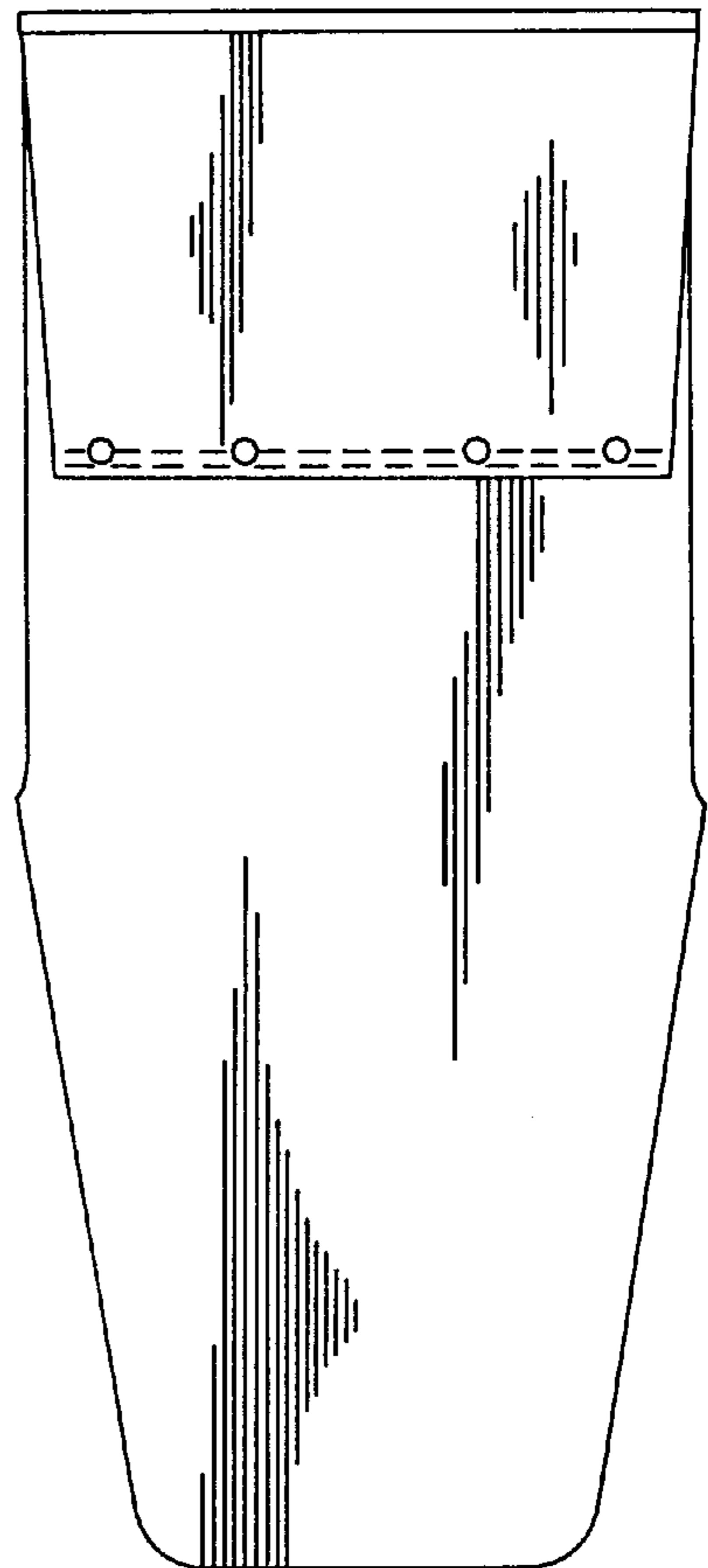


FIG 4

FIG 2

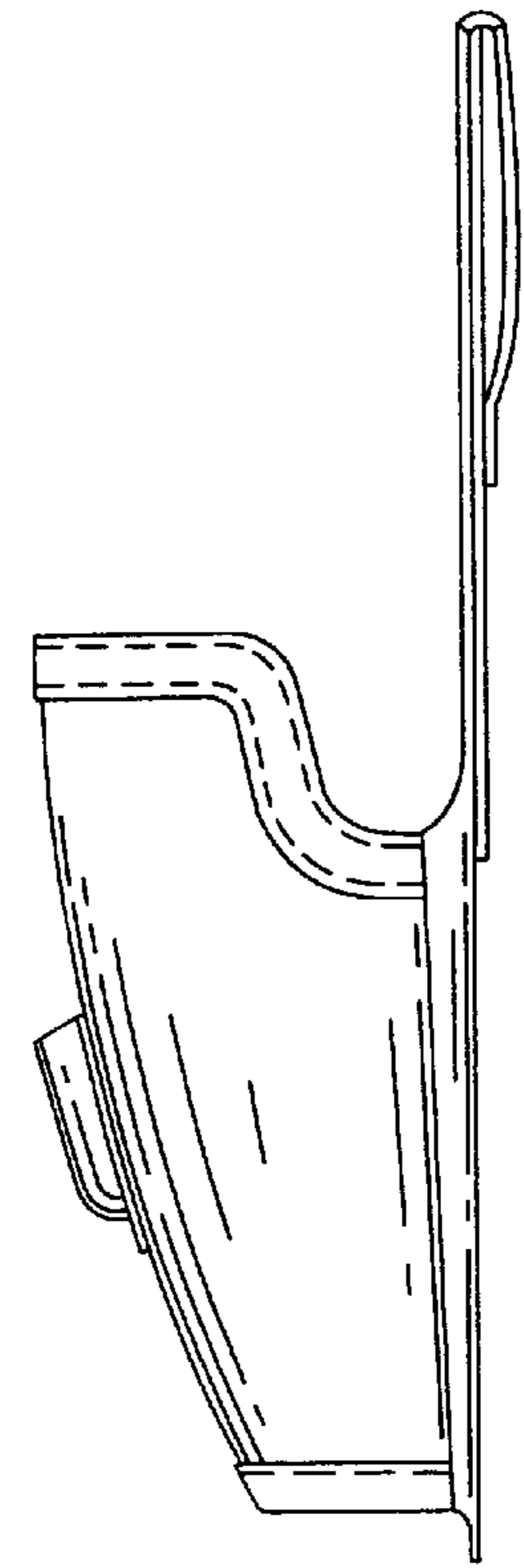
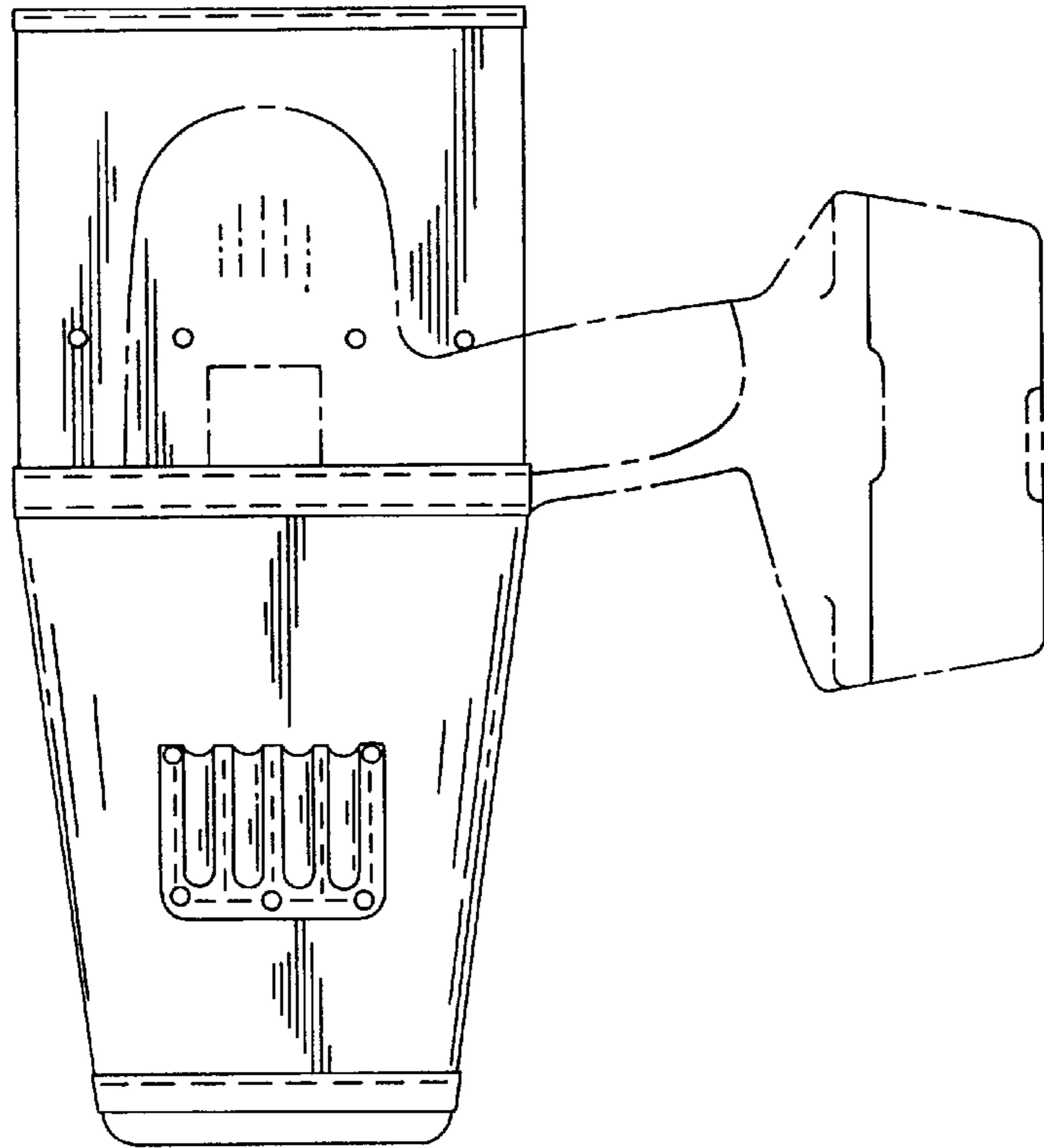


FIG 3




FIG 6