



US00D448554B1

(12) **United States Design Patent**
Zelman

(10) **Patent No.:** **US D448,554 S**

(45) **Date of Patent:** **** Oct. 2, 2001**

(54) **CLOTHING CLIP WITH A RETAINING SOCKET**

5,842,613 * 12/1998 White 224/250
5,860,191 * 1/1999 Sieger 24/3.3
5,941,487 * 8/1999 Keely 248/902 X
6,210,003 * 4/2001 Chan 351/112

(75) Inventor: **Gary Martin Zelman**, Van Nuys, CA (US)

* cited by examiner

(73) Assignee: **Revolution Eyewear**, Van Nuys, CA (US)

Primary Examiner—Catherine R. Oliver
(74) *Attorney, Agent, or Firm*—David O'Reilly

(**) Term: **14 Years**

(57) **CLAIM**

(21) Appl. No.: **29/134,333**

The ornamental design for a clothing clip with a retaining socket, as shown and described.

(22) Filed: **Dec. 18, 2000**

DESCRIPTION

(51) **LOC (7) Cl.** **03-01**

(52) **U.S. Cl.** **D3/219**

(58) **Field of Search** D3/219, 215, 224, D3/226, 265, 266; 24/3.1, 3.3, 3.6, 3.11, 13, 905; 351/112, 156, 157; 206/5, 5.1, 6; 248/902, 309.1, 316.7, 316.5, 231.51

FIG. 1 is an isometric view of a clothing clip with a retaining socket according to the new design;
FIG. 2 is a front elevational view thereof;
FIG. 3 is a left side elevational view thereof, the right side view being an identical mirror image;
FIG. 4 is a rear elevational view thereof;
FIG. 5 is a top plan view thereof; and,
FIG. 6 is a bottom plan view thereof.

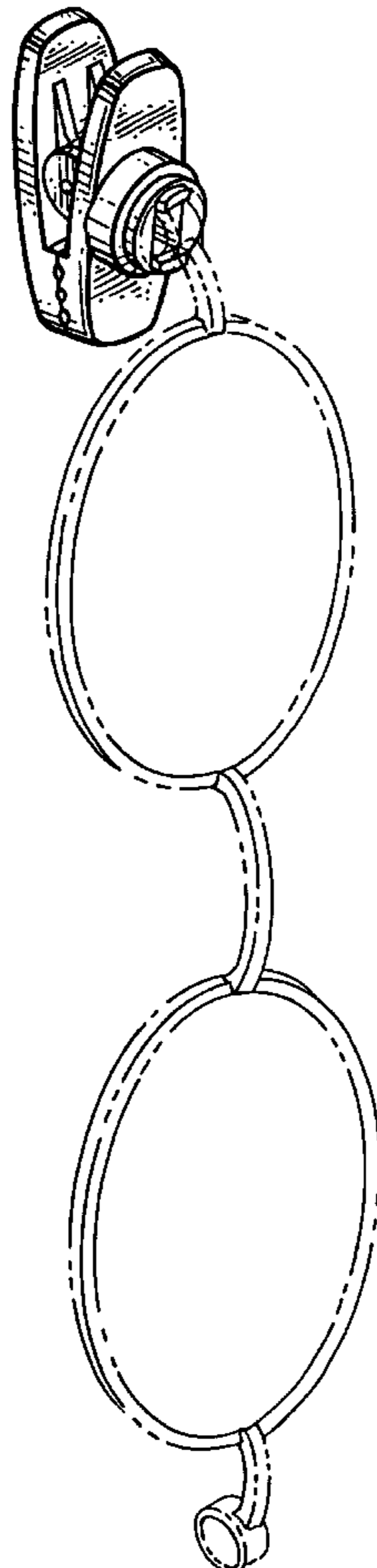
(56) **References Cited**

U.S. PATENT DOCUMENTS

D. 178,995 * 10/1956 Glover D3/266
D. 374,978 * 10/1996 Ferdi D3/215
D. 437,113 * 2/2001 Koehler D3/219

The broken line showing of a pair of eyeglasses in FIG. 1 is for illustrative purposes only and forms no part of the claimed design.

1 Claim, 1 Drawing Sheet



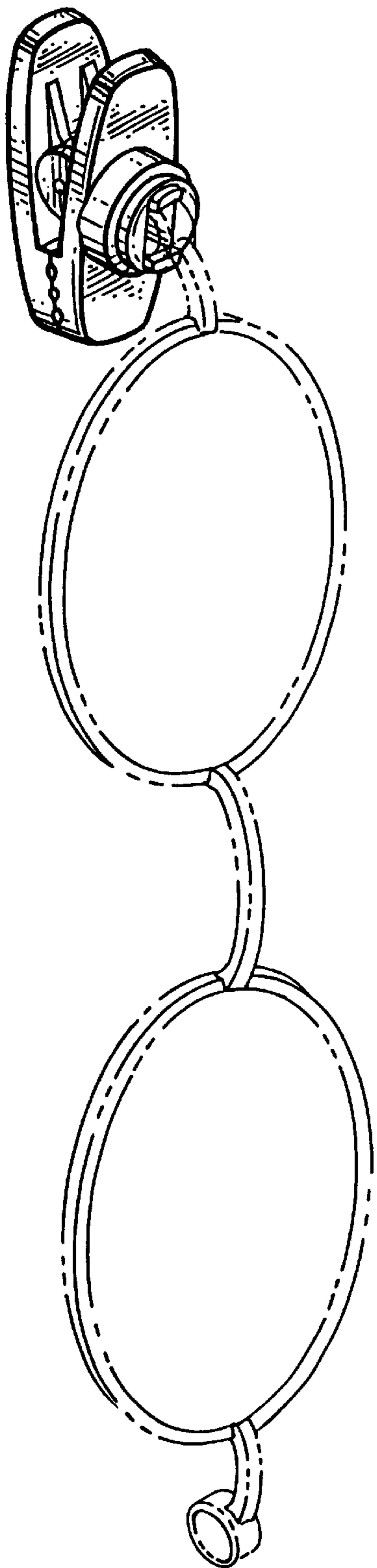


Fig. 1.




Fig. 2.

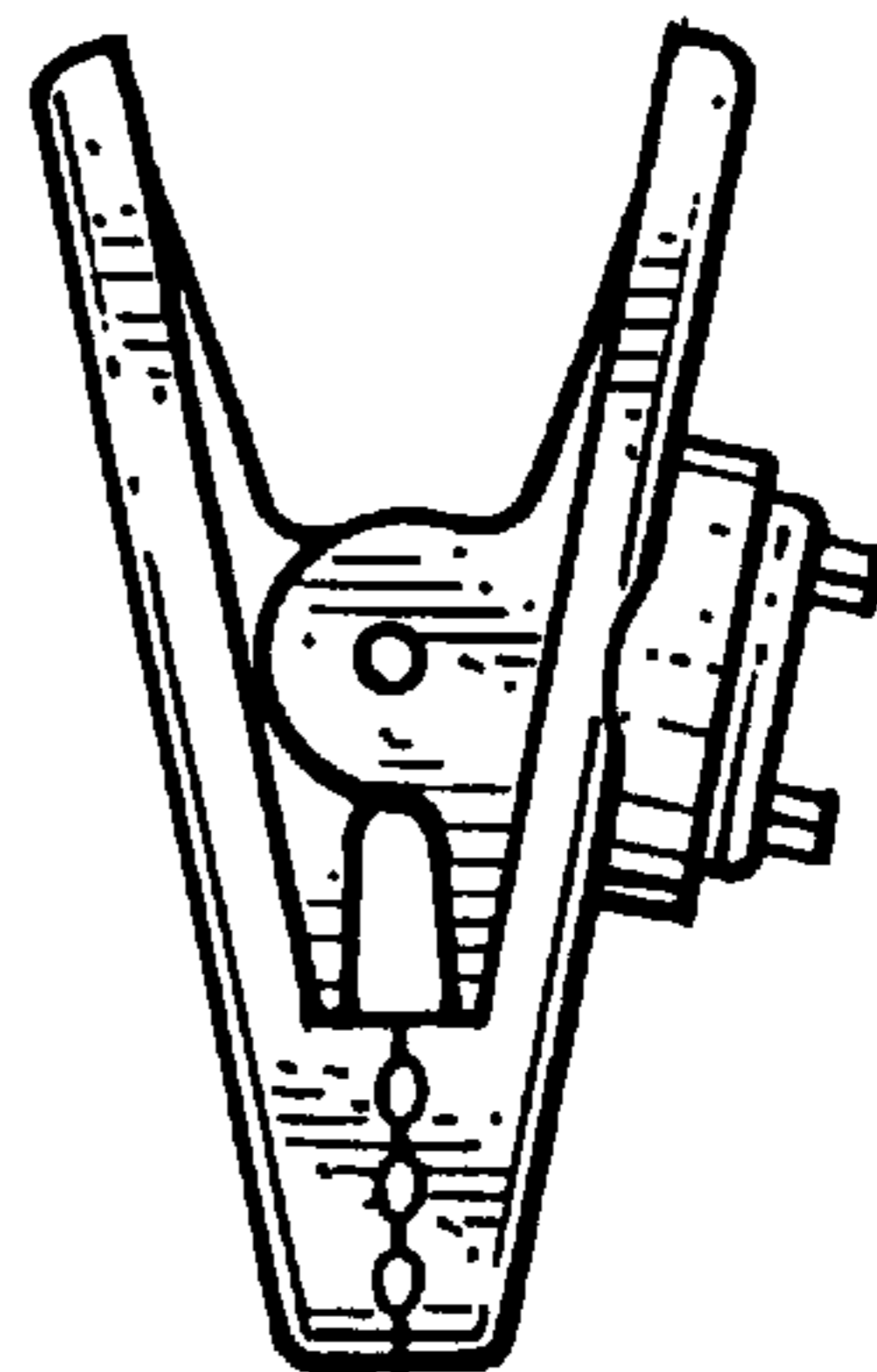


Fig. 3.




Fig. 4.

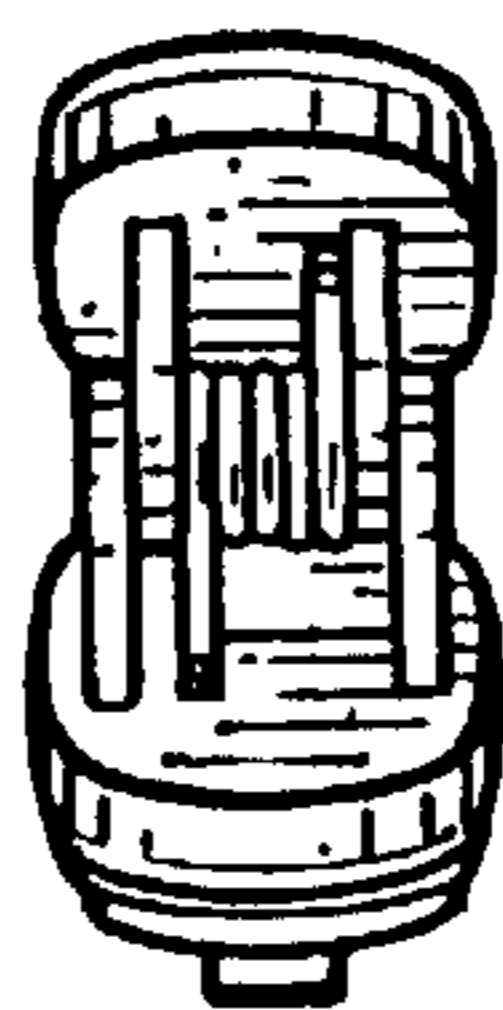


Fig. 5.

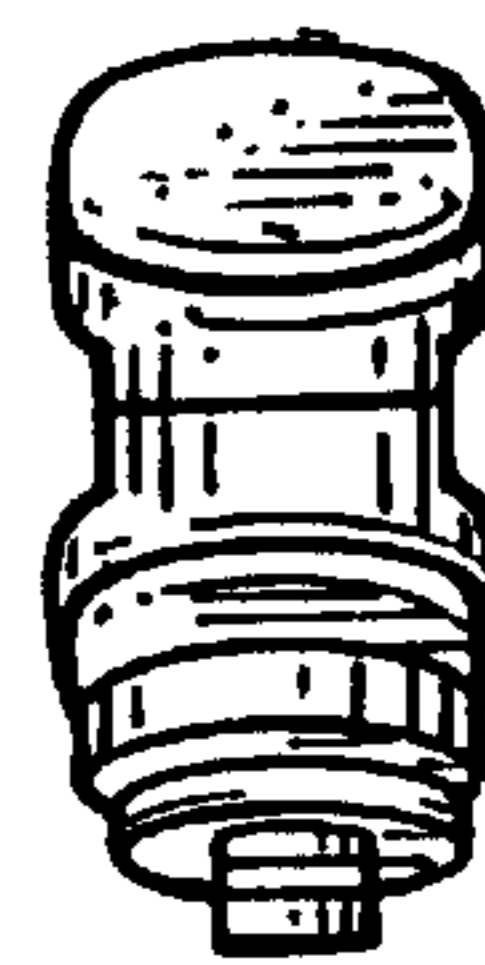


Fig. 6.