



US00D448547B1

(12) **United States Design Patent**  
**Savoie**

(10) **Patent No.:** **US D448,547 S**

(45) **Date of Patent:** **\*\* Oct. 2, 2001**

(54) **REMOVABLE CLEAT FOR FOOTWEAR**

(75) **Inventor:** **Armand J. Savoie**, Gardner, MA (US)

(73) **Assignee:** **MacNeill Engineering Company, Inc.**,  
Marlborough, MA (US)

(\*\*) **Term:** **14 Years**

(21) **Appl. No.:** **29/133,689**

(22) **Filed:** **Dec. 4, 2000**

(51) **LOC (7) Cl.** ..... **02-04**

(52) **U.S. Cl.** ..... **D2/962**

(58) **Field of Search** ..... D2/962, 906; 36/127,  
36/134, 67 R, 67 A, 67 B, 67 C, 59 A,  
59 B, 59 R, 61, 62, 64, 65, 66

(56) **References Cited**

**U.S. PATENT DOCUMENTS**

D. 375,192	*	11/1996	Bathum	.....	D2/962
D. 389,299	*	1/1998	McMullin	.....	D2/962
D. 392,451	*	3/1998	Collins et al.	.....	D2/962
D. 401,046	*	11/1998	McMullin	.....	D2/962
D. 404,192	*	1/1999	McMullin	.....	D2/962
D. 406,447	*	3/1999	Ronci	.....	D2/962
D. 407,839	*	4/1999	McMullin	.....	D2/962
D. 408,122	*	4/1999	McMullin	.....	D2/962
D. 415,340	*	10/1999	McMullin	.....	D2/962

D. 432,770	*	10/2000	Breault et al.	.....	D2/962
D. 436,248	*	1/2001	Peabody	.....	D2/962
D. 439,397	*	3/2001	Shieh	.....	D2/962
5,794,367	*	8/1998	Carroll	.....	36/134
5,940,993	*	8/1999	Ronci	.....	36/134
5,964,048	*	10/1999	Shieh	.....	36/134
6,009,640	*	1/2000	Deacon et al.	.....	36/134
6,023,860	*	2/2000	McMullin	.....	36/134
6,052,923	*	4/2000	McMullin	.....	36/134
6,233,850	*	5/2001	Peabody	.....	36/134

\* cited by examiner

*Primary Examiner*—Louis S. Zarfaz

*Assistant Examiner*—Gregory Andoll

(74) *Attorney, Agent, or Firm*—Bromberg & Sunstein LLP

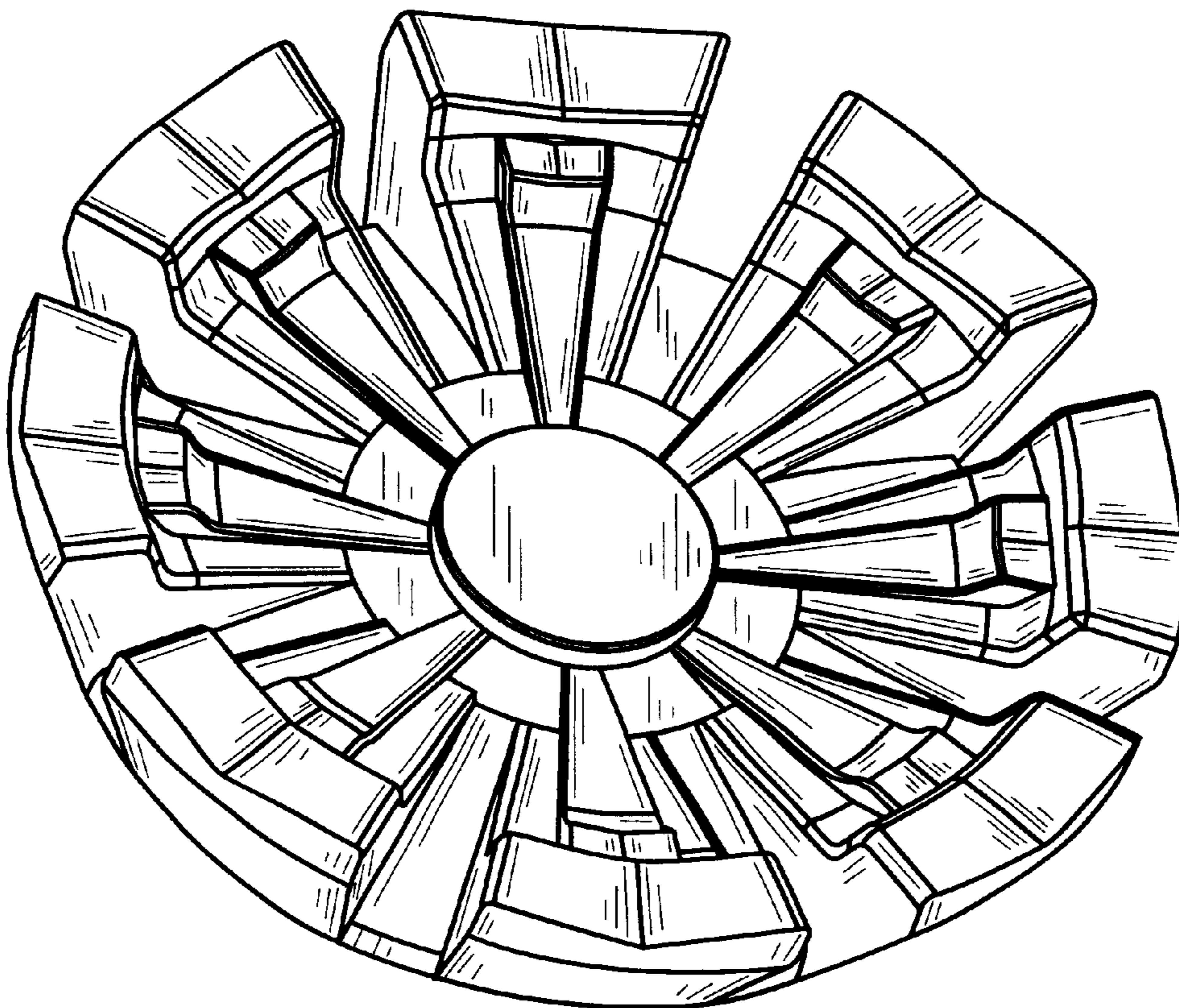
(57) **CLAIM**

The ornamental design for a removable cleat for footwear, as shown and described.

**DESCRIPTION**

FIG. 1 is a side view of a removable cleat for footwear according to the invention;  
FIG. 2 is a bottom view of a removable cleat for footwear according to the invention; and,  
FIG. 3 is an elevated perspective bottom view of a removable cleat for footwear according to the invention.

**1 Claim, 2 Drawing Sheets**



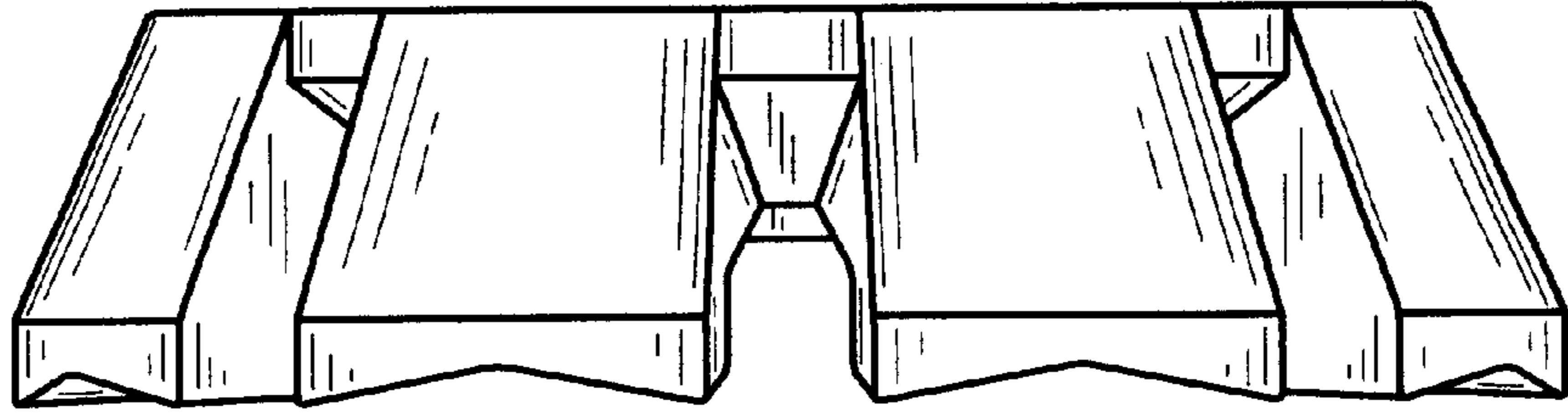


FIG. 1

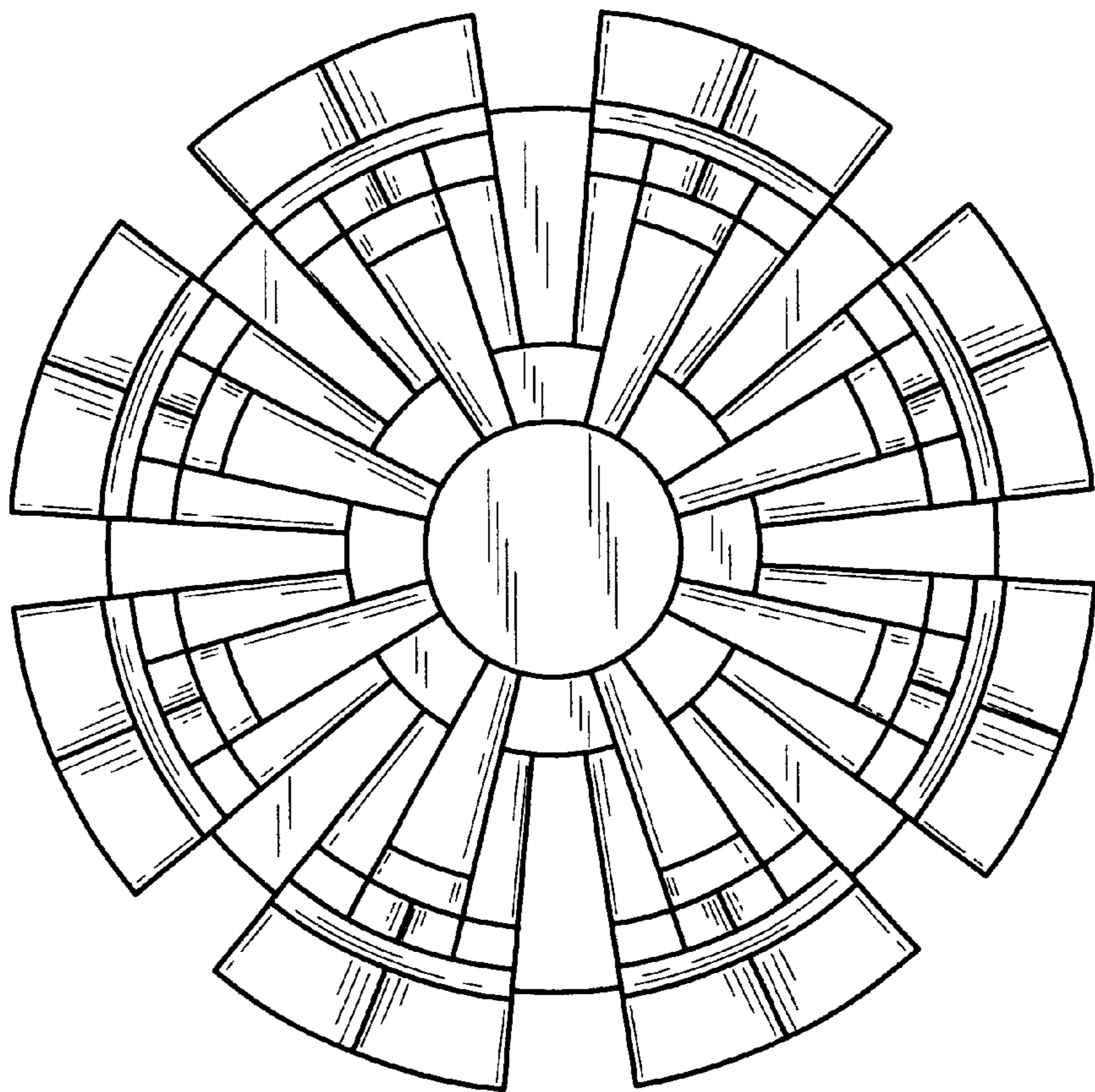


FIG. 2

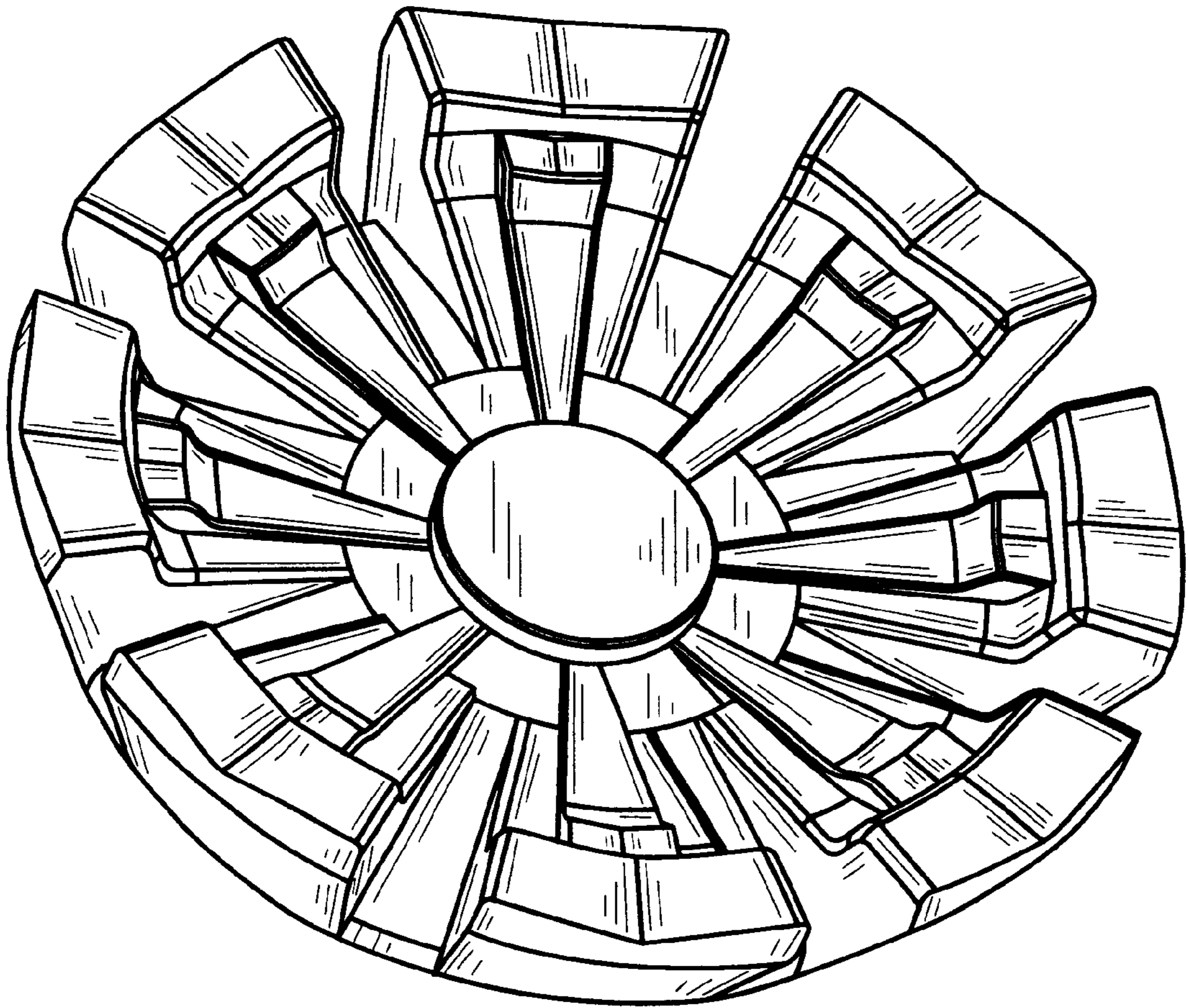


FIG. 3