



US00D448545B1

(12) **United States Design Patent**  
**Rohrbach et al.**

(10) **Patent No.: US D448,545 S**

(45) **Date of Patent: \*\* \*Oct. 2, 2001**

(54) **SHOE SOLE**  
(75) Inventors: **Toby Rohrbach**, Aliso Viejo, CA (US);  
**James H. Jannard**, Eastsound, WA  
(US); **Peter Yee**, Irvine, CA (US)

(73) Assignee: **Oakley, Inc.**, Foothill Ranch, CA (US)

(\* ) Notice: This patent is subject to a terminal disclaimer.

(\*\*) Term: **14 Years**

(21) Appl. No.: **29/093,911**

(22) Filed: **Sep. 21, 1998**

(51) **LOC (7) Cl. .... 02-04**

(52) **U.S. Cl. .... D2/956; D2/954**

(58) **Field of Search** ..... D2/897, 902, 906,  
D2/908, 914, 916, 919, 946-960, 962, 964;  
D12/147; 36/85, 101, 103, 104, 106, 113-115,  
124, 126, 127-130, 313, 11.5, 12-15, 22 R,  
25 R, 30 R, 32 R, 33, 172, 32 A

(56) **References Cited**

**U.S. PATENT DOCUMENTS**

D. 250,617	12/1978	Noches .	
D. 378,871	4/1997	Hatfield .	
D. 387,698	12/1997	Hatfield et al. .	
D. 391,746	3/1998	Rask .	
D. 395,739	* 7/1998	Mervar .....	D2/947
D. 398,747	* 9/1998	Rohrbach et al. ....	D2/956
D. 403,145	* 12/1998	Trueslin .....	D2/957
D. 405,594	* 2/1999	Toshikazu .....	D2/956

4,096,649	6/1978	Saurwein .
4,155,180	5/1979	Phillips .
4,569,142	2/1986	Askinasi .
5,319,866	6/1994	Foley et al. .
5,384,973	1/1995	Lyden .
5,402,588	4/1995	Graham et al. .
5,425,184	6/1995	Lyden et al. .
5,544,429	8/1996	Ellis, III .
5,561,920	10/1996	Graham et al. .
5,625,964	5/1997	Lyden et al. .

\* cited by examiner

*Primary Examiner*—Louis S. Zarfes

*Assistant Examiner*—Gregory Andoll

(74) *Attorney, Agent, or Firm*—Knobbe, Martens, Olson & Bear, LLP

(57) **CLAIM**

The ornamental design for shoe sole, as shown and described.

**DESCRIPTION**

FIG. 1 is a right side elevational view of the shoe sole of the present invention;

FIG. 2 is a bottom plan view thereof;

FIG. 3 is a top plan view thereof;

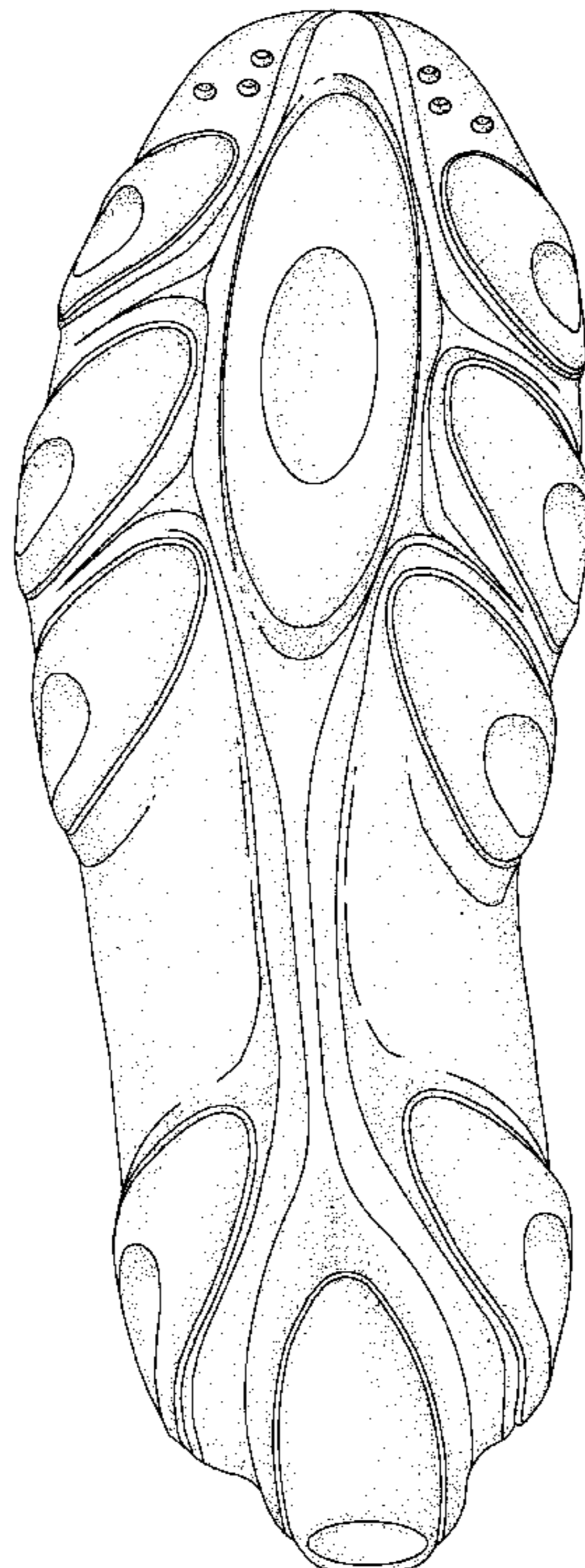
FIG. 4 is a left side elevational view thereof;

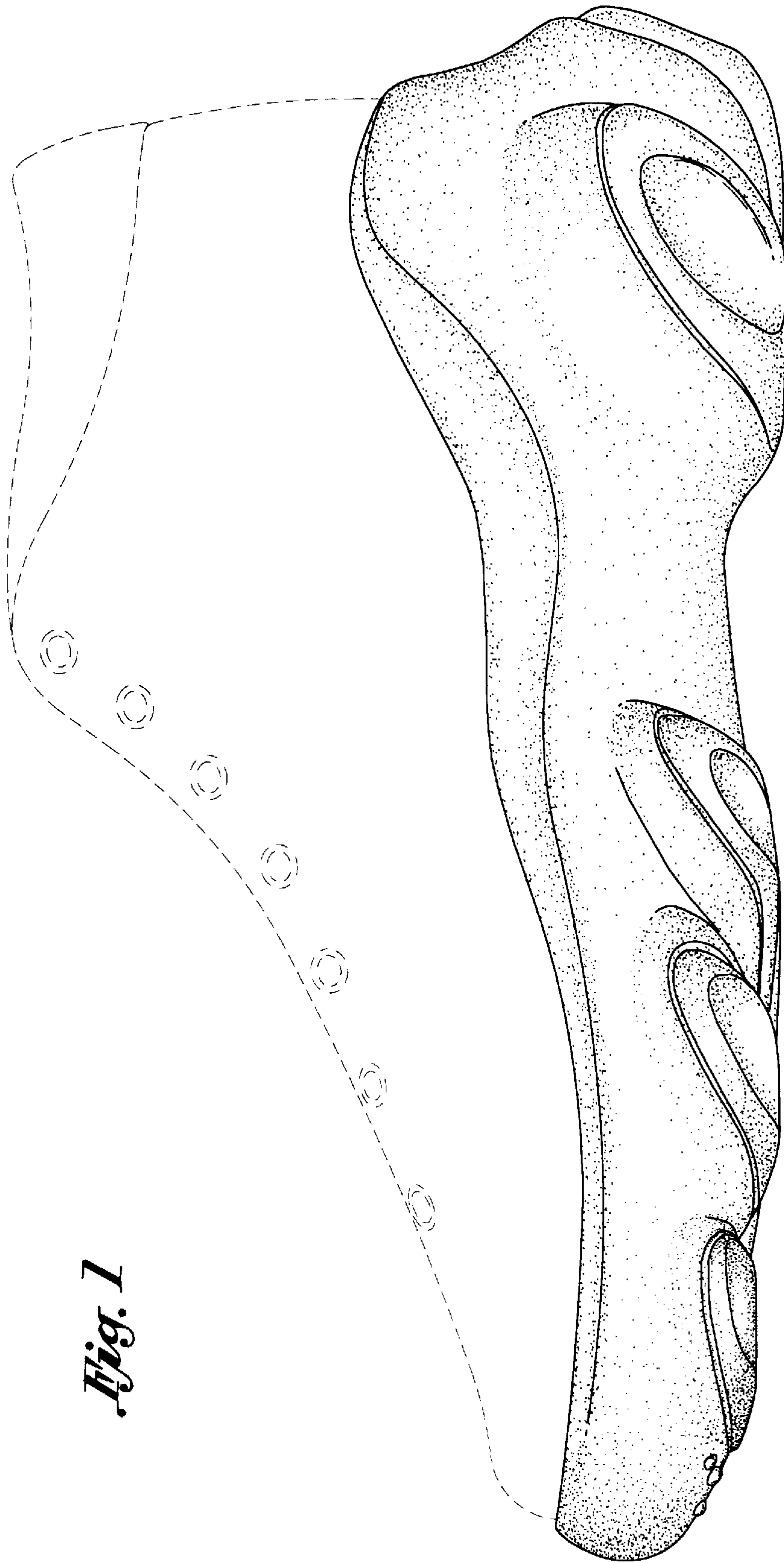
FIG. 5 is a rear elevational view thereof; and,

FIG. 6 is a front elevational view thereof.

Phantom lining, where utilized, is for illustrative purposes only and is not intended to limit the claimed design to the features shown in phantom.

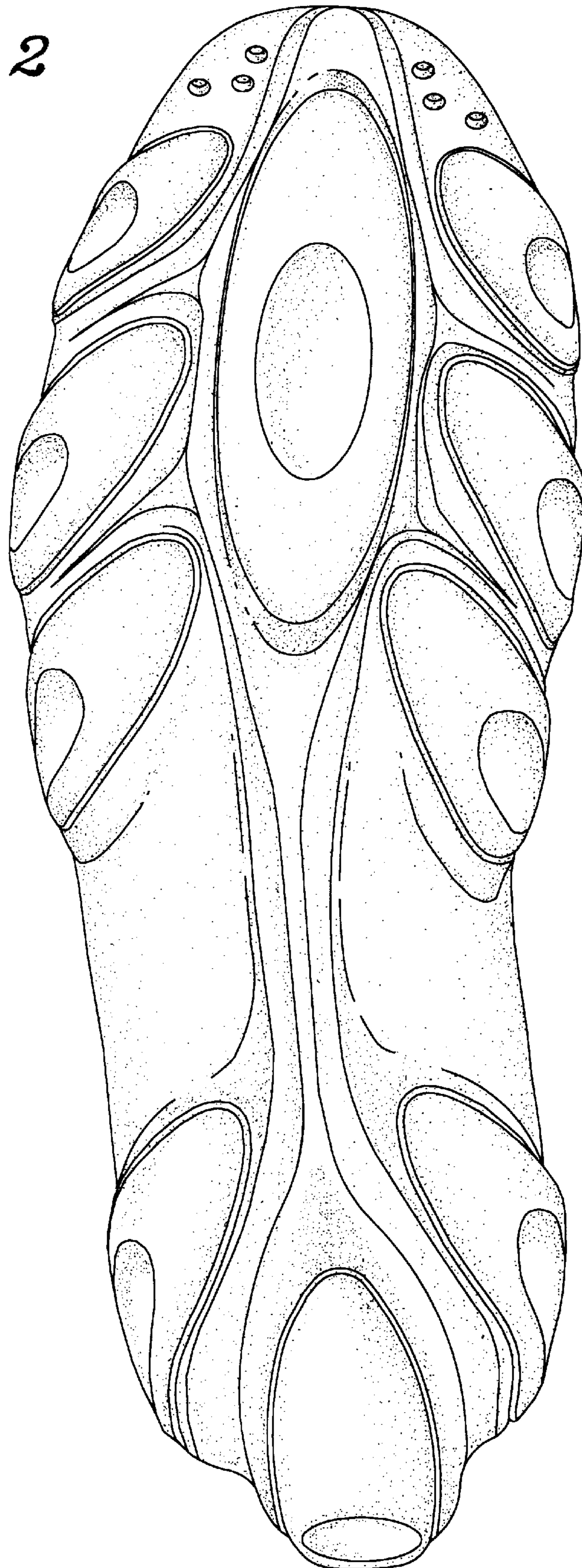
**1 Claim, 4 Drawing Sheets**






*Fig. 1*

*Fig. 2*

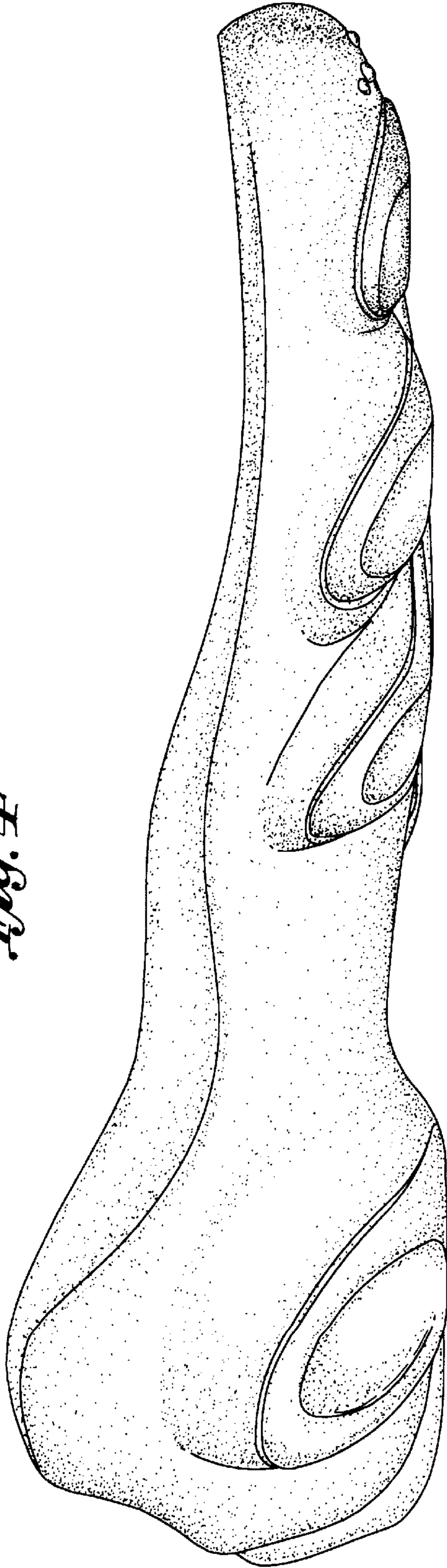




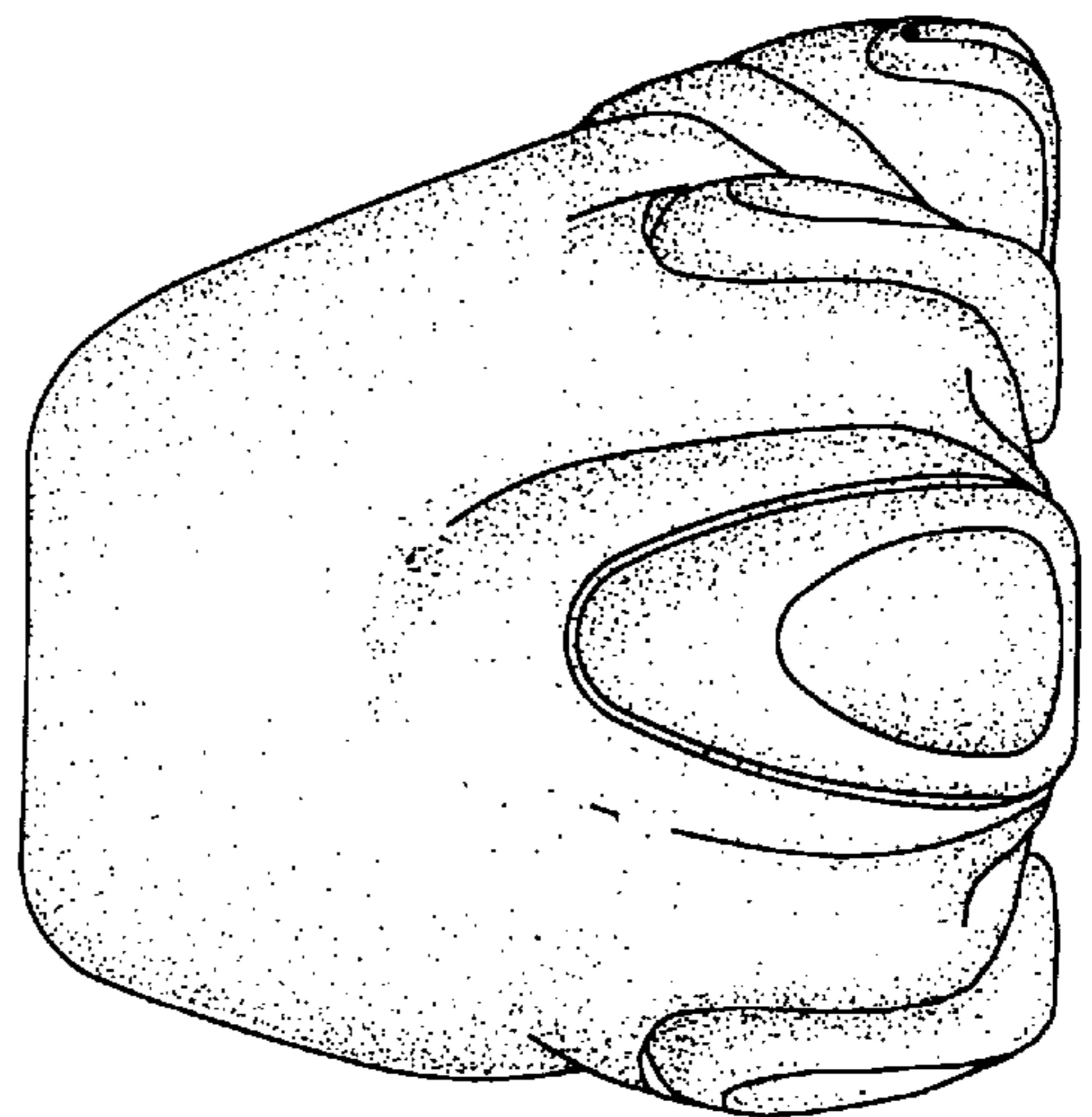
*Fig. 3*



*Fig. 4*



*Fig. 5*



*Fig. 6*

