



US00D448544B1

(12) **United States Design Patent**
Della Valle

(10) **Patent No.:** **US D448,544 S**

(45) **Date of Patent:** **** Oct. 2, 2001**

(54) **SOLE FOR FOOTWEAR**

(75) Inventor: **Diego Della Valle**, S.Elpidio a Mare (IT)

(73) Assignee: **EMA S.r.l.**, Comunanza (IT)

(**) Term: **14 Years**

(21) Appl. No.: **29/136,467**

(22) Filed: **Jan. 31, 2001**

(30) **Foreign Application Priority Data**

Aug. 2, 2000 (IT) RM0000199

(51) **LOC (7) Cl.** **02-04**

(52) **U.S. Cl.** **D2/954; D2/956**

(58) **Field of Search** D2/760, 902, 904, D2/908, 909, 911, 914, 916, 920, 946-948, 951-962, 964, 972, 977; D12/147; 36/22 R, 24.5, 25 A, 25 R, 28, 29, 32 R, 43, 59 C, 59 R, 102, 103, 129, 134, 149

(56) **References Cited**

U.S. PATENT DOCUMENTS

D. 127,991	*	7/1941	Feinberg	D2/914
D. 238,832	*	2/1976	Famolare	D2/955
D. 263,518	*	3/1982	Cohen	D2/954
D. 275,147	*	8/1984	Phillpott	D2/954
D. 287,662	*	1/1987	Tonkel	D2/955
D. 306,793	*	3/1990	Schwartz	D2/954
D. 321,589	*	11/1991	Merk et al.	D2/954
D. 373,896	*	9/1996	Parker	D2/954
D. 395,540	*	6/1998	Gaudio	D2/954

D. 408,976	*	5/1999	Shanks, Jr. et al.	D2/956
D. 424,792	*	5/2000	Briand	D2/955
D. 437,676	*	2/2001	Ferrer	D2/954
D. 441,945	*	5/2001	Della Valle	D2/956
D. 442,767	*	5/2001	Della Valle	D2/954
2,030,545	*	2/1936	Schulze	36/3 B
2,090,881	*	8/1937	Wilson	36/29
3,568,340	*	3/1971	Gardner	36/322
3,593,436	*	7/1971	Vietas	36/32 R
4,085,527	*	4/1978	Riggs	36/114
4,223,456	*	9/1980	Cohen	36/29
4,843,741	*	7/1989	Yung-Mao	36/114
6,050,002	*	4/2000	Meschan	36/37

* cited by examiner

Primary Examiner—Celia Murphy

(74) *Attorney, Agent, or Firm*—Martin Smolowitz

(57) **CLAIM**

The ornamental design of a sole for footwear, as shown and described.

DESCRIPTION

FIG. 1 is a bottom plan view of the sole for footwear showing my new design;

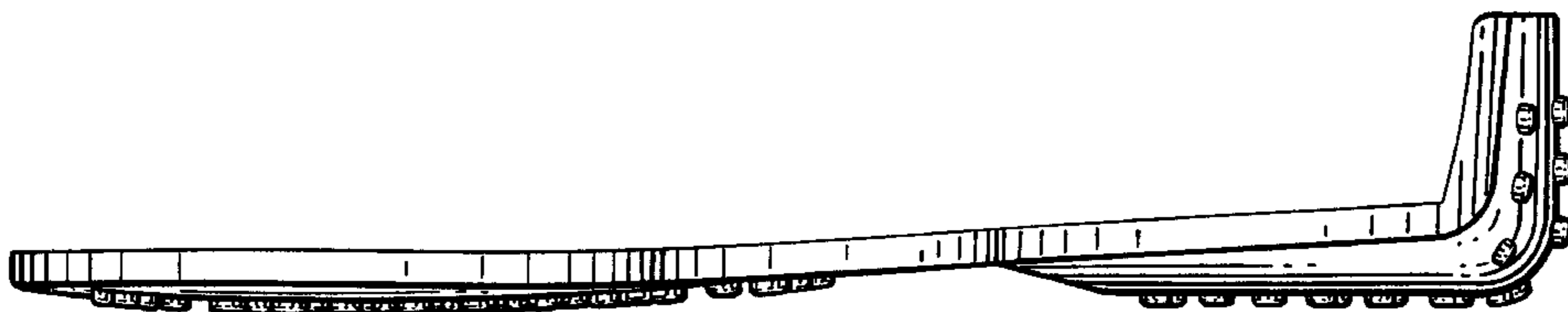
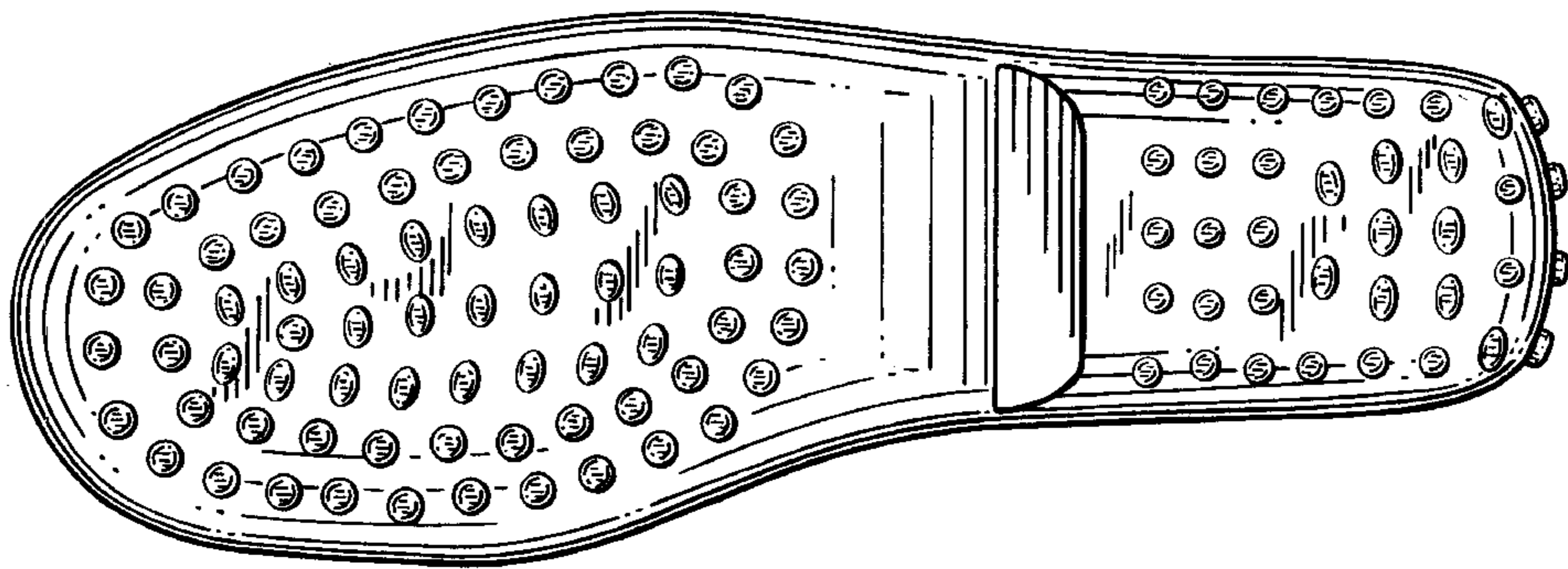
FIG. 2 is a right side elevational view thereof, the left side being a mirror image;

FIG. 3 is a front elevational view thereof, on an enlarged scale;

FIG. 4 is a top plan view of FIG. 1; and,

FIG. 5 is a rear elevational view thereof, on an enlarged scale.

1 Claim, 3 Drawing Sheets



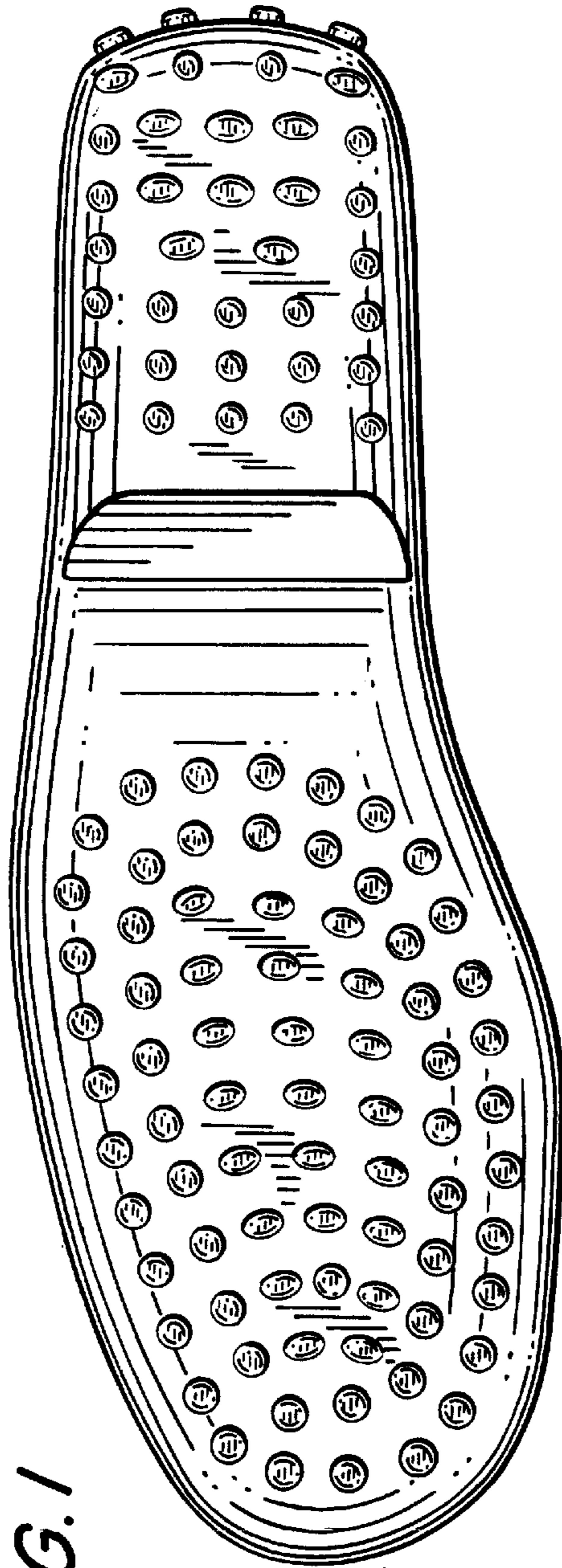


FIG. 1

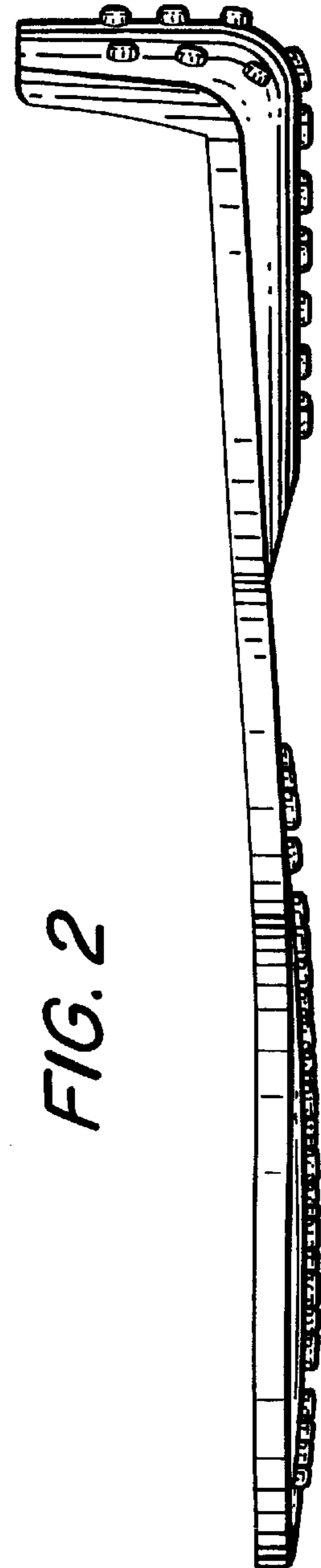


FIG. 2

FIG. 3

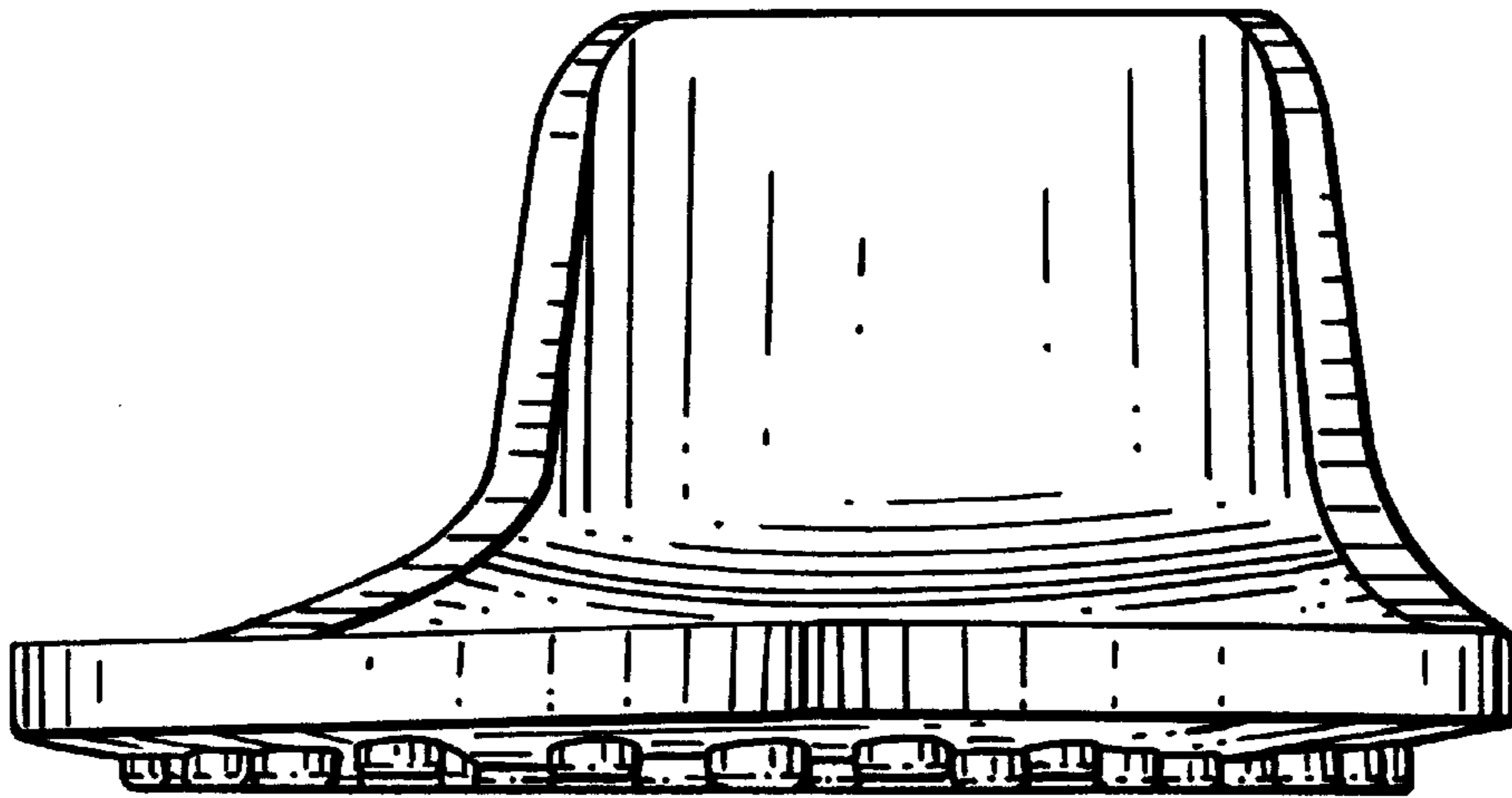


FIG. 5

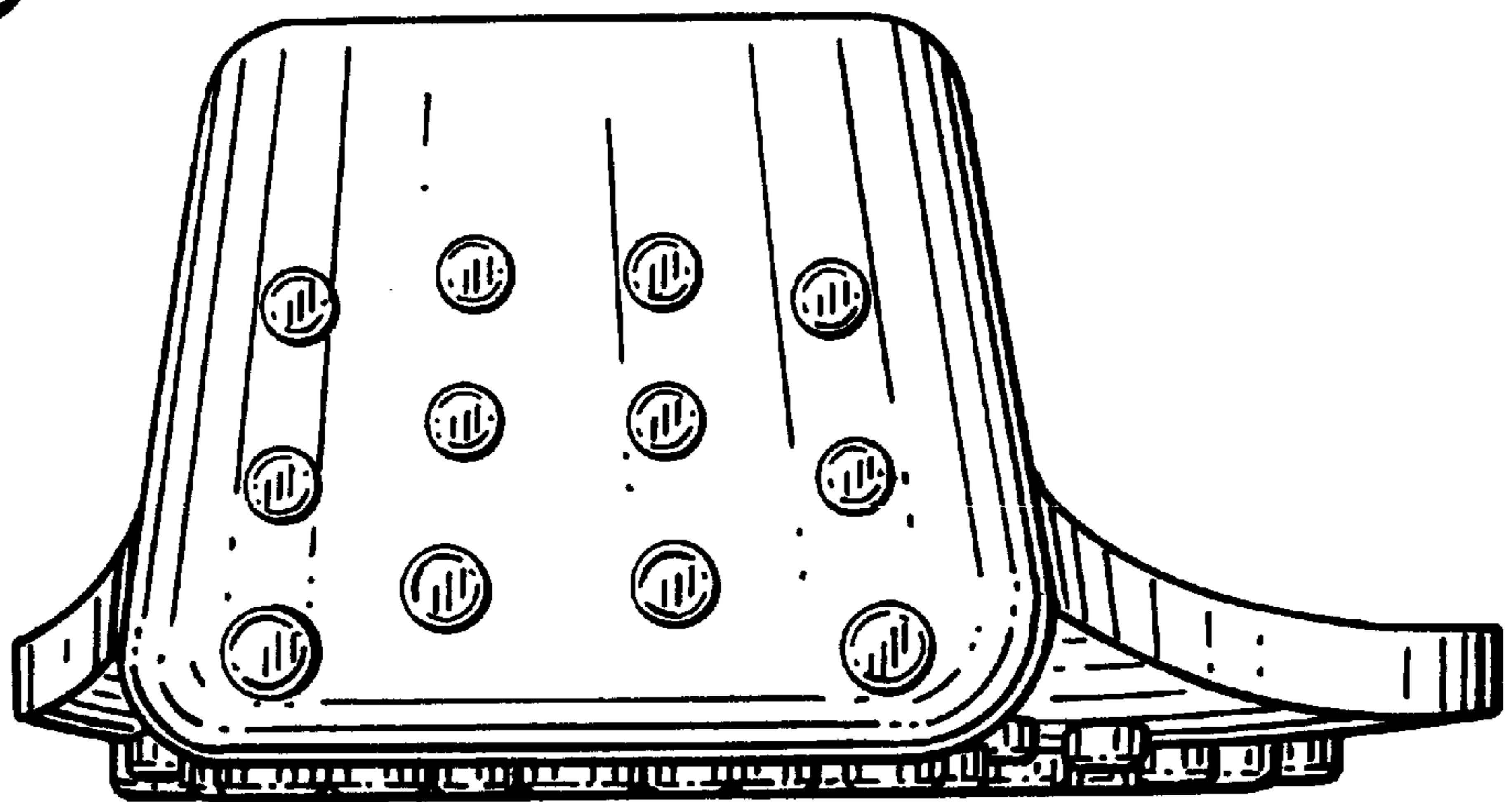


FIG. 4

