



US00D448540B1

(12) **United States Design Patent**
Smith

(10) **Patent No.:** **US D448,540 S**

(45) **Date of Patent:** **** Oct. 2, 2001**

(54) **SCARF WITH FASTENING DEVICES**

3,646,614 * 3/1972 Engelmann 2/91

(76) Inventor: **Lois Smith**, 5839 Fernwood St.,
Philadelphia, PA (US) 19143

* cited by examiner

(**) Term: **14 Years**

Primary Examiner—Paula A. Mortimer

(74) *Attorney, Agent, or Firm*—Goldstein Law Offices P.C.

(21) Appl. No.: **29/133,957**

(57) **CLAIM**

(22) Filed: **Dec. 13, 2000**

The ornamental design for a scarf with fastening devices, as shown and described.

(51) **LOC (7) Cl.** **02-05**

DESCRIPTION

(52) **U.S. Cl.** **D2/502**

(58) **Field of Search** D2/500, 501, 502,
D2/600, 605; 2/171, 202, 203, 207, 91

FIG. 1 is a perspective view of a scarf with fastening devices in a wrapped position;

FIG. 2 is a top plan view of the scarf with fastening devices in a flat position;

FIG. 3 is a bottom plan view thereof;

FIG. 4 is a front elevational view thereof, the rear elevational view being a mirror image of the front view; and,

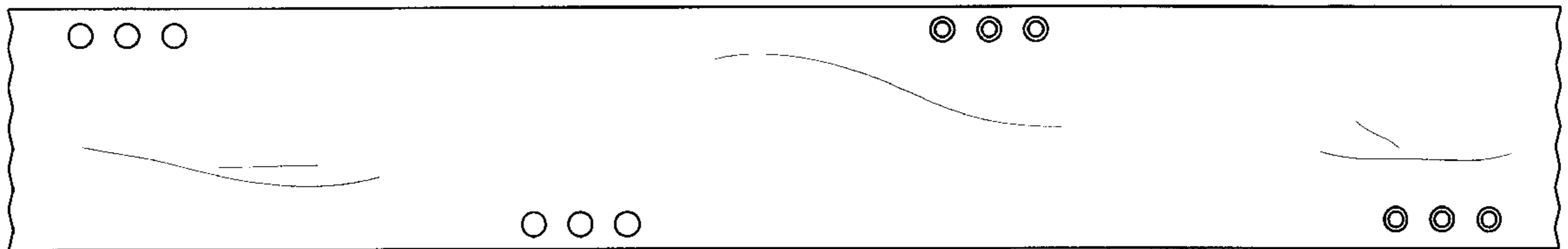
FIG. 5 is a left side elevational view, the right side elevational view being a mirror image of the left side view.

(56) **References Cited**

U.S. PATENT DOCUMENTS

D. 364,722	*	12/1995	Kallonakis	D2/502
1,797,226	*	3/1931	Chumbley	2/91
2,247,272	*	6/1941	Becher	2/91
2,678,449	*	5/1954	Turscak et al.	2/203
3,286,276	*	11/1966	Calisch	2/91

1 Claim, 2 Drawing Sheets



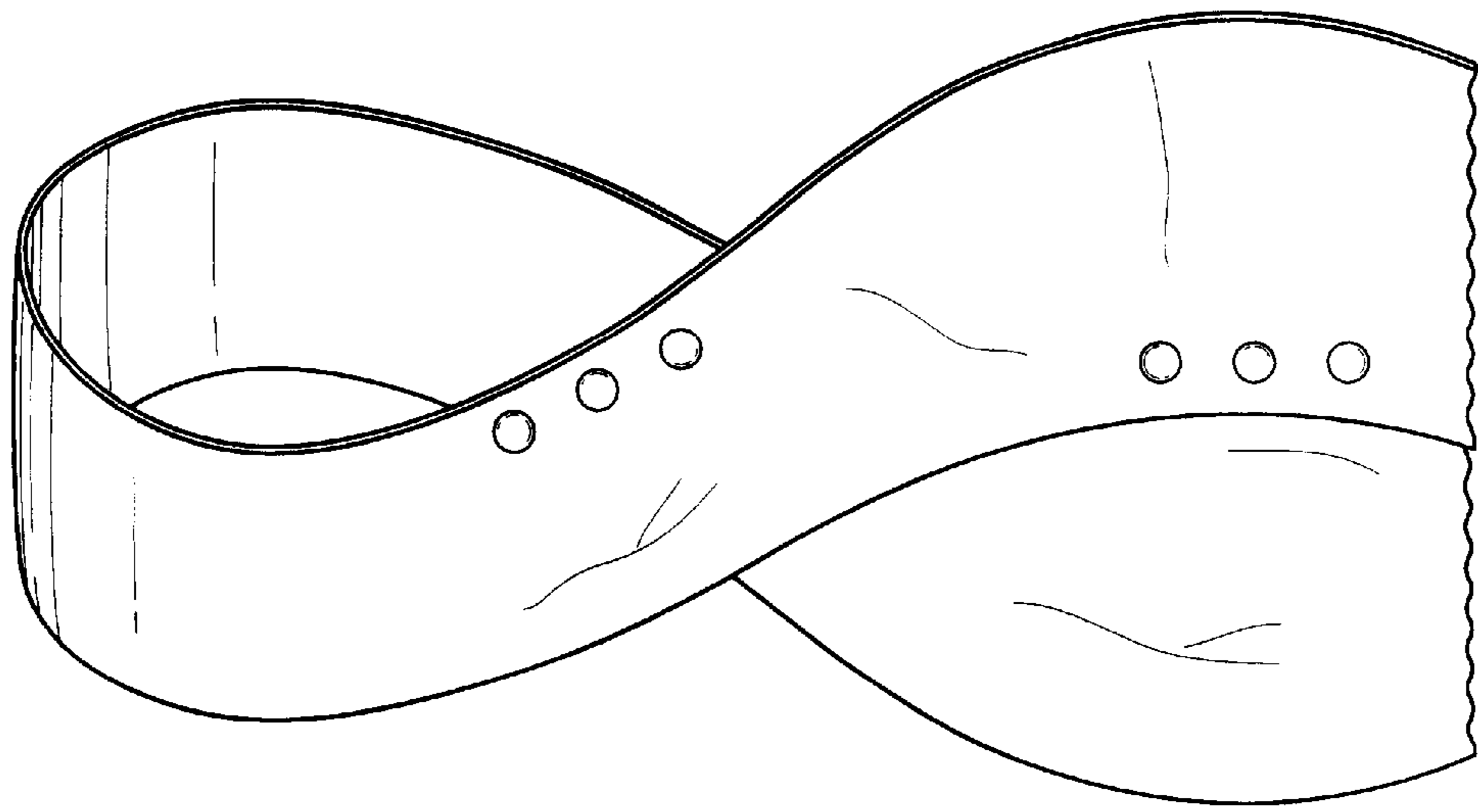


Fig. 1

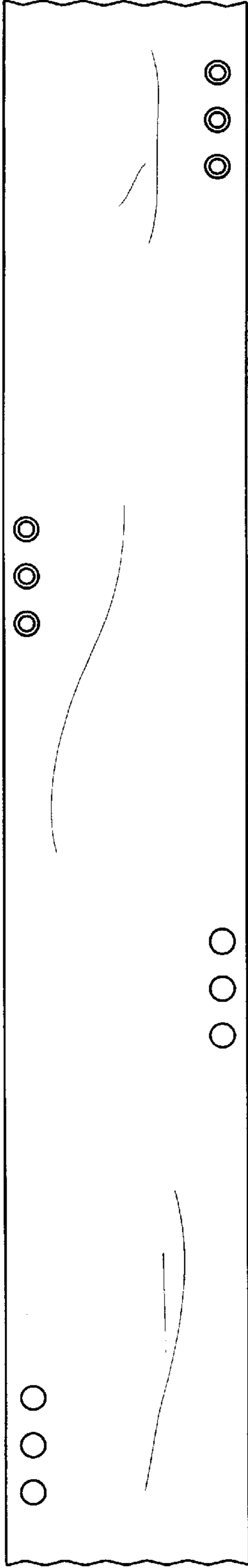


Fig. 2




Fig. 3



Fig. 4

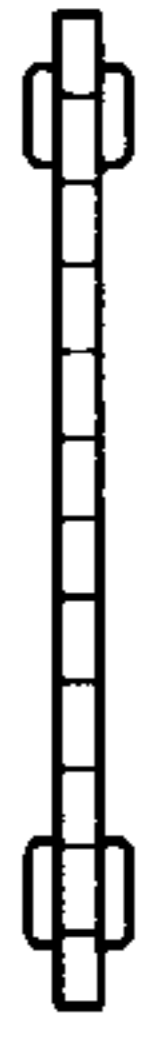


Fig. 5