



US00D448533B1

(12) **United States Design Patent**  
**Paterson et al.**

(10) **Patent No.:** **US D448,533 S**

(45) **Date of Patent:** **\*\* Sep. 25, 2001**

(54) **CONTAINMENT MEMBER FOR FLOOR CARE APPARATUS**

(75) Inventors: **Chris M. Paterson**, Long Beach, MS (US); **Shane P. Cohen**, Metairie, LA (US); **Nheeda Enriquez**, Atlanta, GA (US); **Shari Moore**, Decatur, GA (US); **Amy Ryan**, Marietta, GA (US)

(73) Assignee: **Oreck Holdings, LLC**, Cheyenne, WY (US)

(\*\*) Term: **14 Years**

(21) Appl. No.: **29/130,251**

(22) Filed: **Sep. 29, 2000**

(51) **LOC (7) Cl.** ..... **15-05**

(52) **U.S. Cl.** ..... **D32/31**

(58) **Field of Search** ..... D32/30-31, 25, D32/21-22; 15/347, 350, 351, 352, DIG. 8

(56) **References Cited**

**U.S. PATENT DOCUMENTS**

- D. 292,335 \* 10/1987 Wareham et al. .... D32/22
- D. 313,681 \* 1/1991 McKnight ..... D32/22
- D. 338,295 \* 8/1993 Kieft ..... D32/31
- D. 343,033 \* 1/1994 Shoji ..... D32/22
- D. 343,264 \* 1/1994 Hoshino ..... D32/31

- D. 346,052 \* 4/1994 Saunders et al. .... D32/22
- D. 354,379 \* 1/1995 Shinozaki ..... D32/22
- D. 371,652 \* 7/1996 Umbach ..... D32/22
- D. 376,878 \* 12/1996 Essex ..... D32/31
- D. 379,254 \* 5/1997 Roberts et al. .... D32/31
- D. 383,574 \* 9/1997 Saimen et al. .... D32/22
- D. 429,041 \* 8/2000 Medema et al. .... D32/22
- D. 432,282 \* 10/2000 Hamm et al. .... D32/22
- 5,390,392 \* 2/1995 Thomas et al. .... 15/339

\* cited by examiner

*Primary Examiner*—Ruth McInroy

(74) *Attorney, Agent, or Firm*—Dorsey & Whitney LLP

(57) **CLAIM**

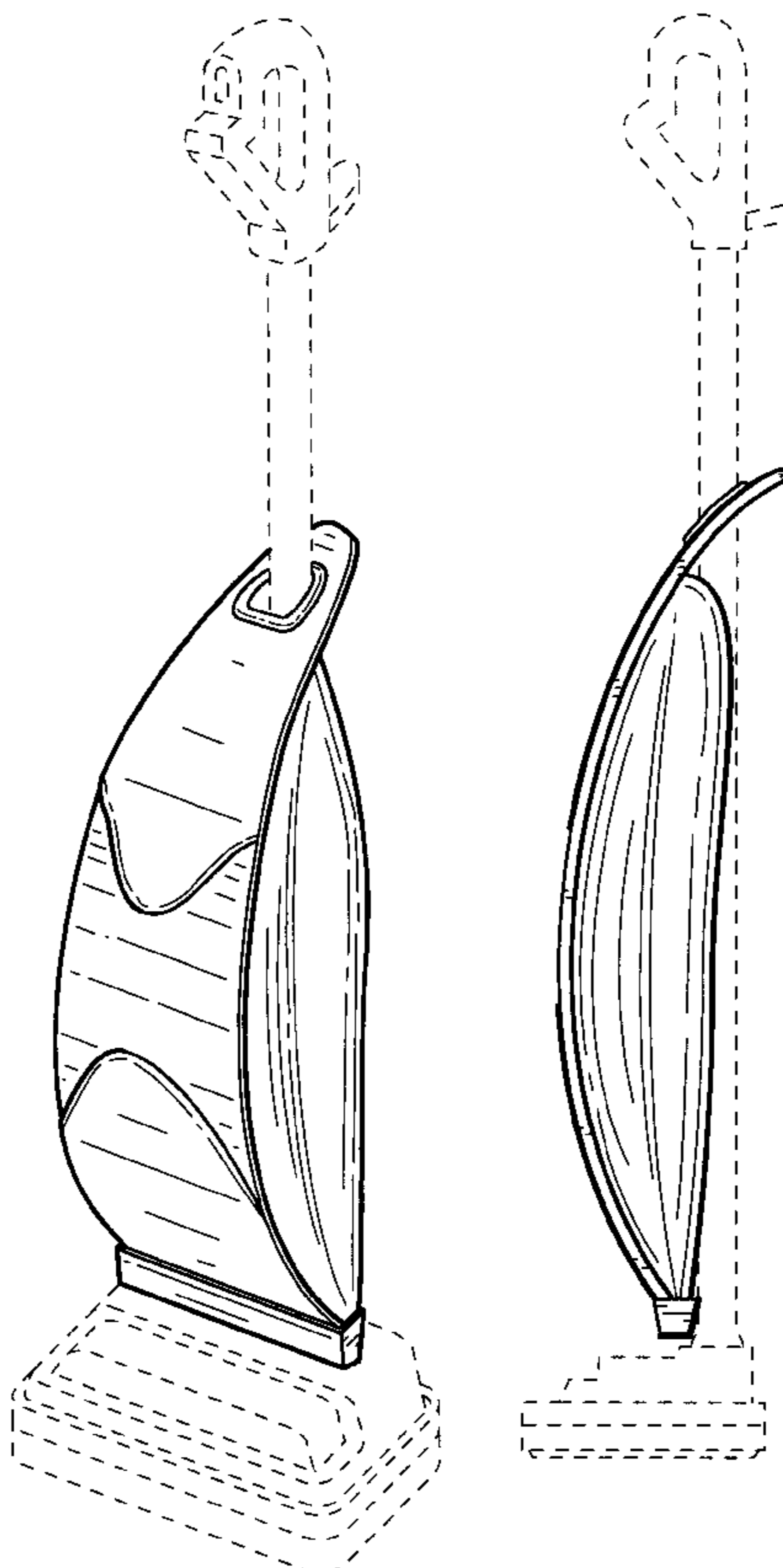
The ornamental design for a containment member for floor care apparatus, as shown and described.

**DESCRIPTION**

FIG. 1 is a front isometric view of a containment member for floor care apparatus showing our new design; FIG. 2 is a front elevational view thereof; FIG. 3 is a rear elevational view thereof; FIG. 4 is a right side elevational view thereof; and, FIG. 5 is a top plan view thereof.

The details shown in broken lines in all views are for illustrative purposes only and form no part of the claimed design.

**1 Claim, 3 Drawing Sheets**



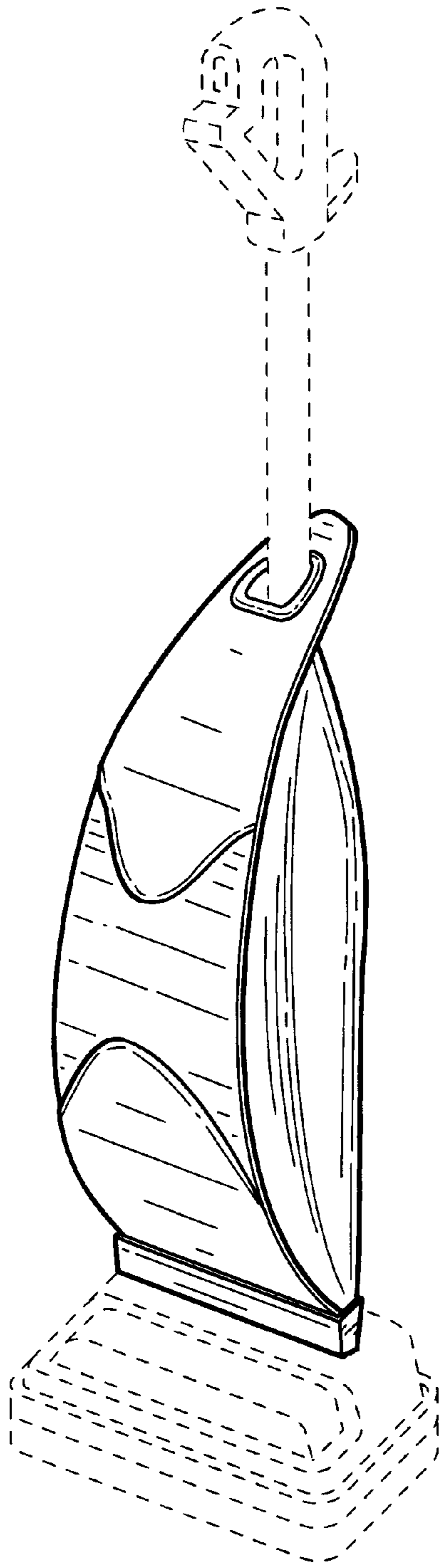


FIG.1

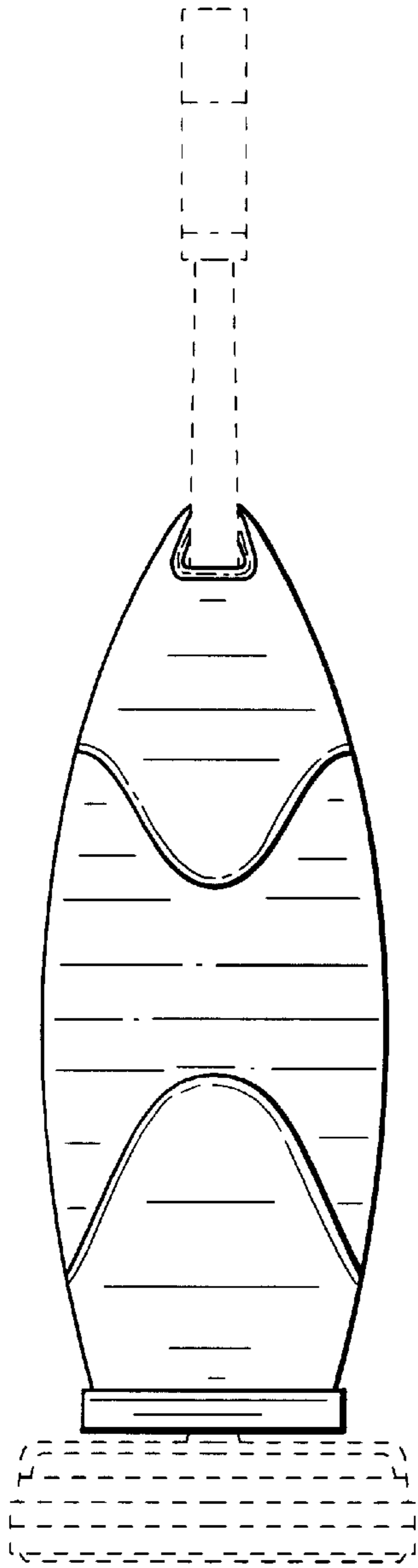


FIG.2

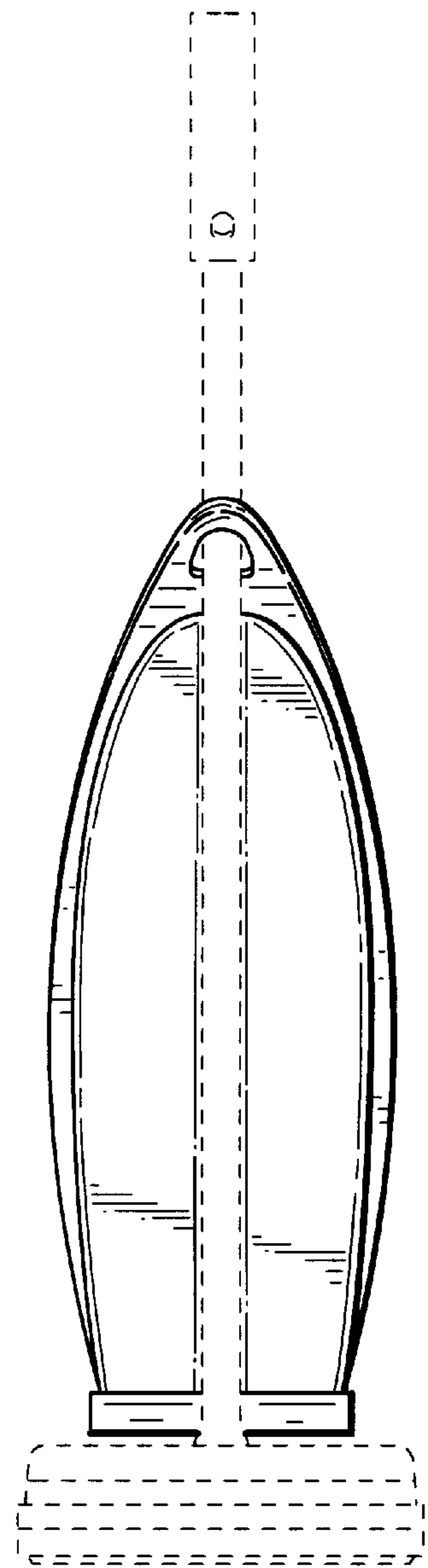


FIG.3

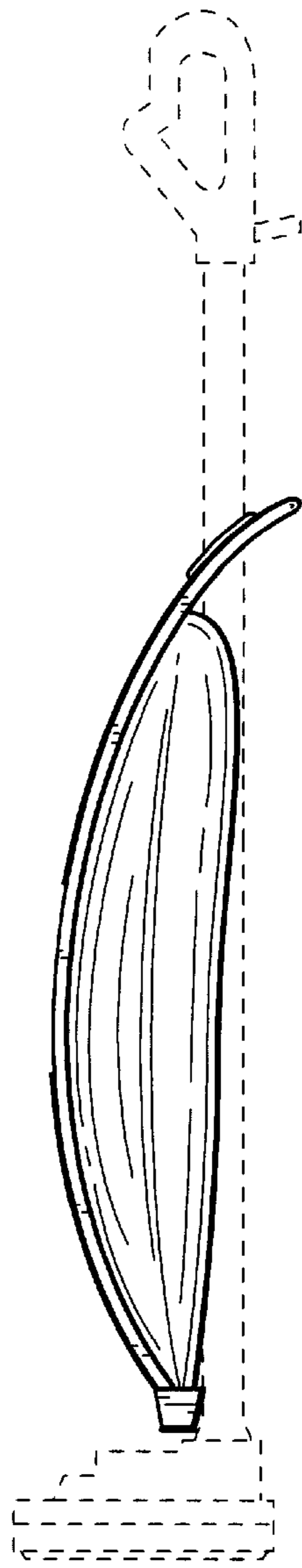


FIG. 4

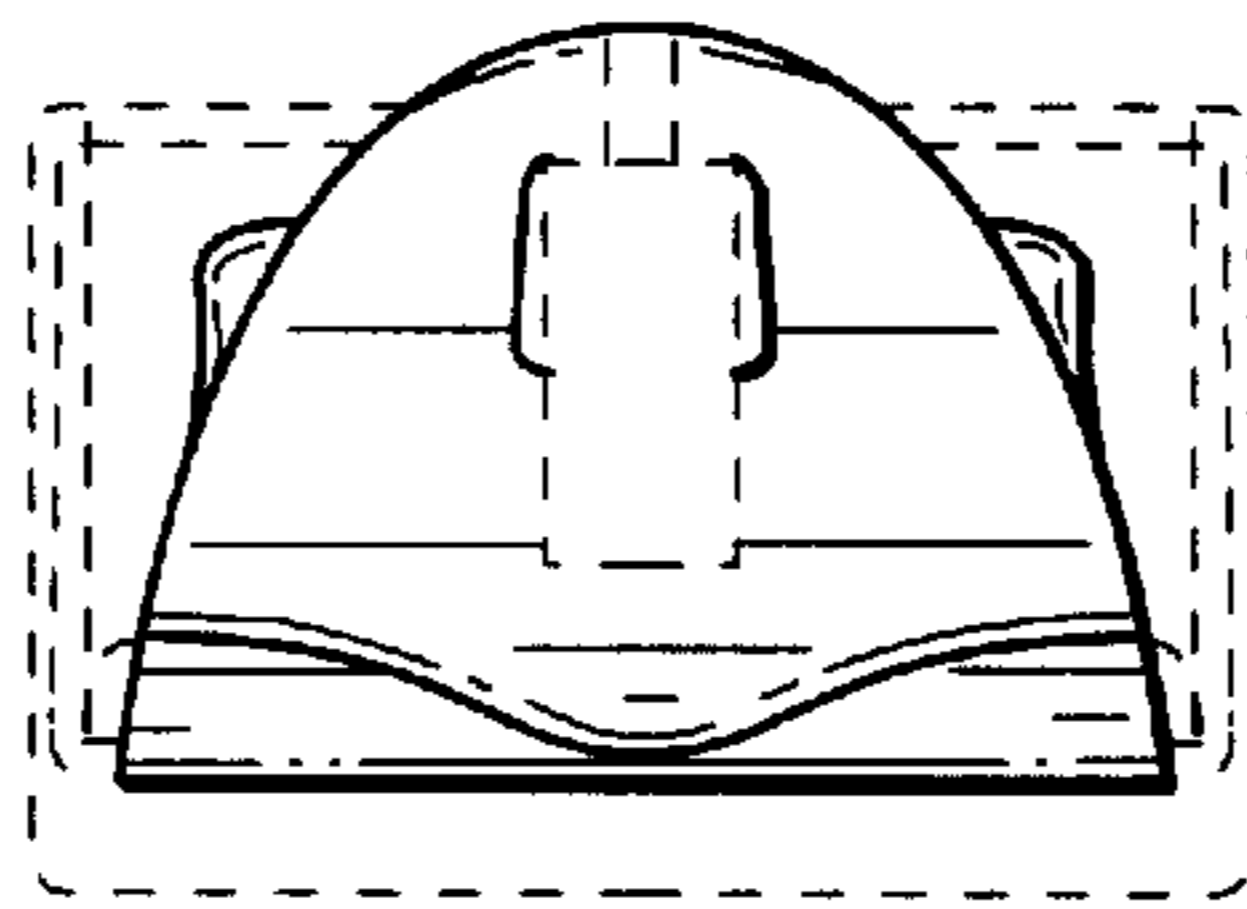


FIG. 5