



US00D448532B1

(12) **United States Design Patent**
Paterson et al.

(10) **Patent No.:** **US D448,532 S**

(45) **Date of Patent:** **** Sep. 25, 2001**

(54) **CONTAINMENT MEMBER FOR FLOOR CARE APPARATUS**

(75) Inventors: **Chris M. Paterson**, Long Beach, MS (US); **Shane P. Cohen**, Metairie, LA (US); **Jirawat Jeamvigite**, Atlanta, GA (US)

(73) Assignee: **Oreck Holdings, LLC**, Cheyenne, WY (US)

(**) Term: **14 Years**

(21) Appl. No.: **29/130,241**

(22) Filed: **Sep. 29, 2000**

(51) **LOC (7) Cl.** **15-05**

(52) **U.S. Cl.** **D32/31**

(58) **Field of Search** D32/30-31, 25, D32/21-22; 15/347, 350, 351, 352, DIG. 8

(56) **References Cited**

U.S. PATENT DOCUMENTS

- D. 292,335 * 10/1987 Wareham et al. D32/22
- D. 313,681 * 1/1991 McKnight D32/22
- D. 338,295 * 8/1993 Kieft D32/31
- D. 343,033 * 1/1994 Shoji D32/22

- D. 343,264 * 1/1994 Hoshino D32/31
- D. 346,052 * 4/1994 Saunders et al. D32/22
- D. 354,379 * 1/1995 Shinozaki D32/22
- D. 376,878 * 12/1996 Essex D32/31
- D. 379,254 * 5/1997 Roberts et al. D32/31
- D. 429,041 * 8/2000 Medema et al. D32/22
- 5,390,392 * 2/1995 Thomas et al. 15/339

* cited by examiner

Primary Examiner—Ruth McInroy

(74) *Attorney, Agent, or Firm*—Dorsey & Whitney LLP

(57) **CLAIM**

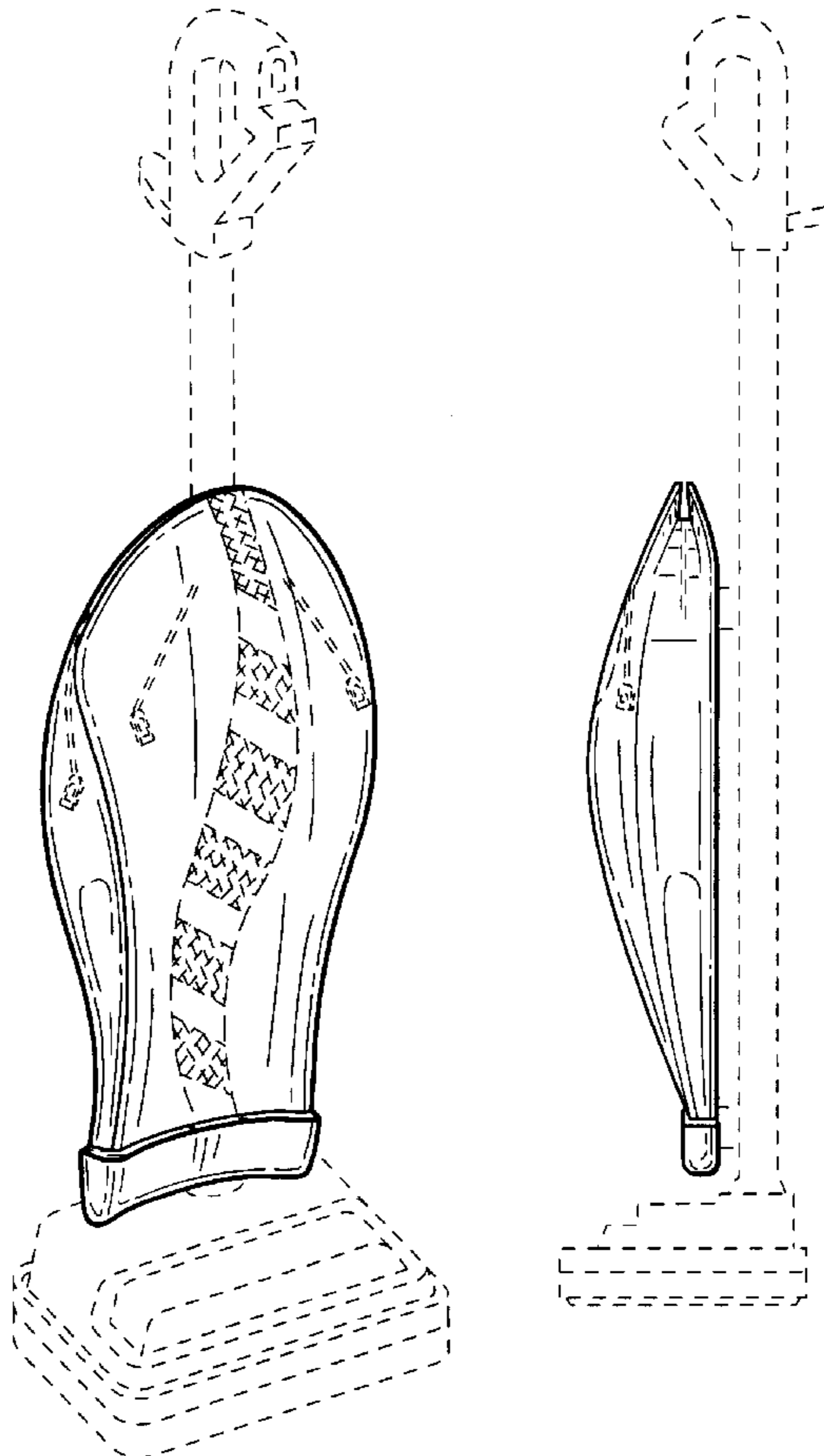
The ornamental design for a containment member for floor care apparatus, as shown and described.

DESCRIPTION

FIG. 1 is a front isometric view of a containment member for floor care apparatus showing our new design; FIG. 2 is a front elevational view thereof; FIG. 3 is a rear elevational view thereof; FIG. 4 is a right side elevational view thereof; and, FIG. 5 is a top plan view thereof.

The details shown in broken lines in all views are for illustrative purposes only and form no part of the claimed design.

1 Claim, 3 Drawing Sheets



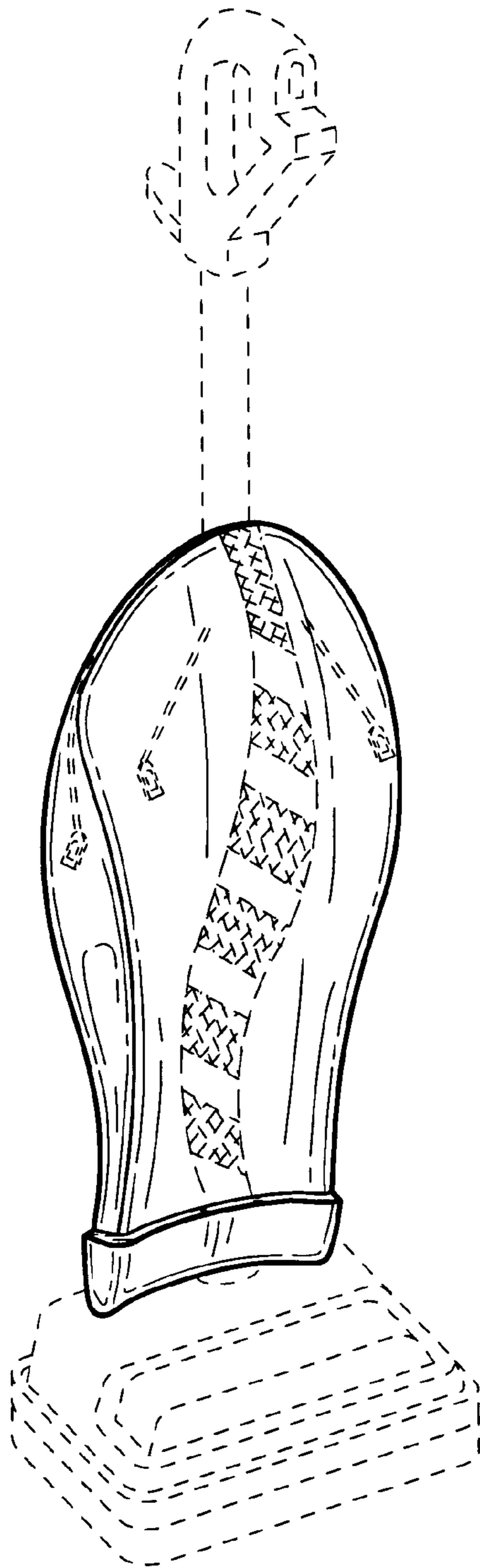


FIG. 1

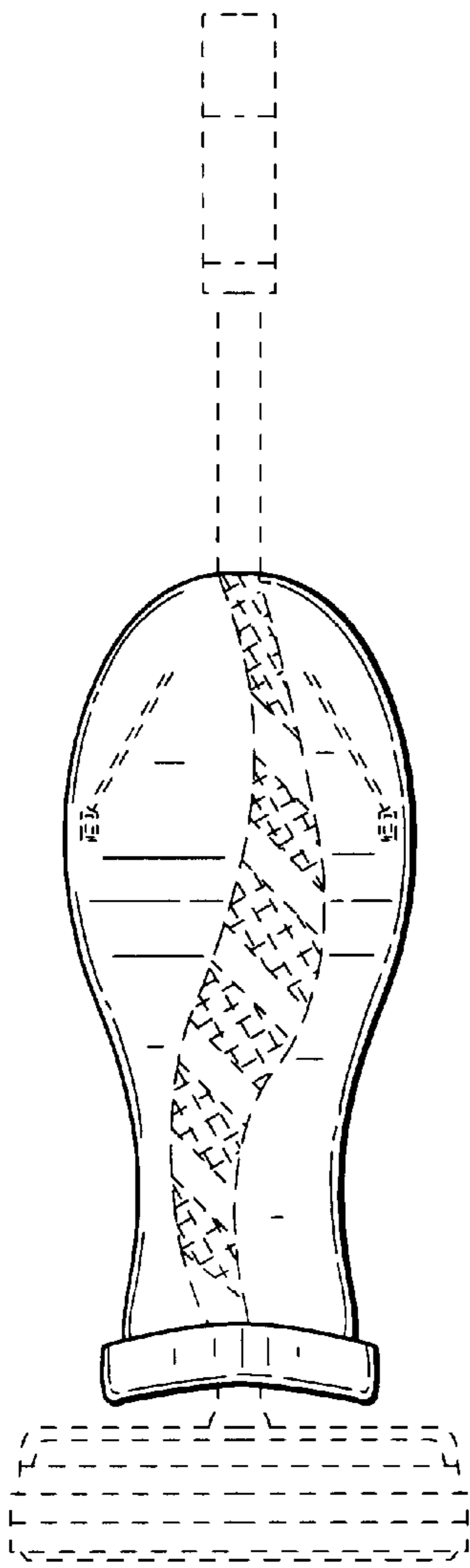


FIG. 2

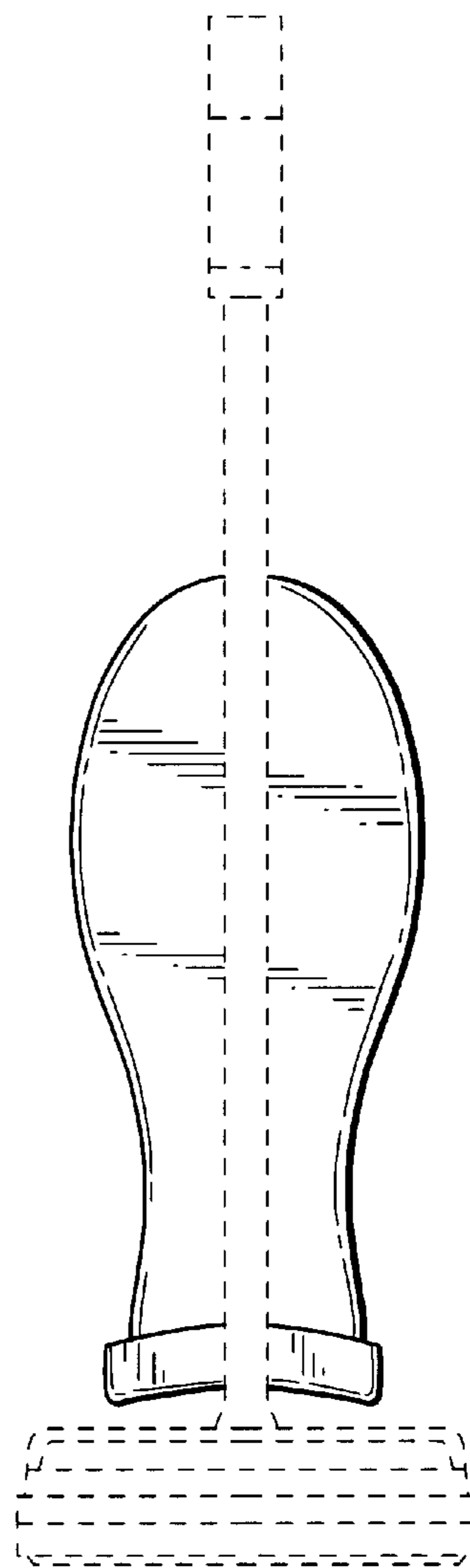


FIG. 3

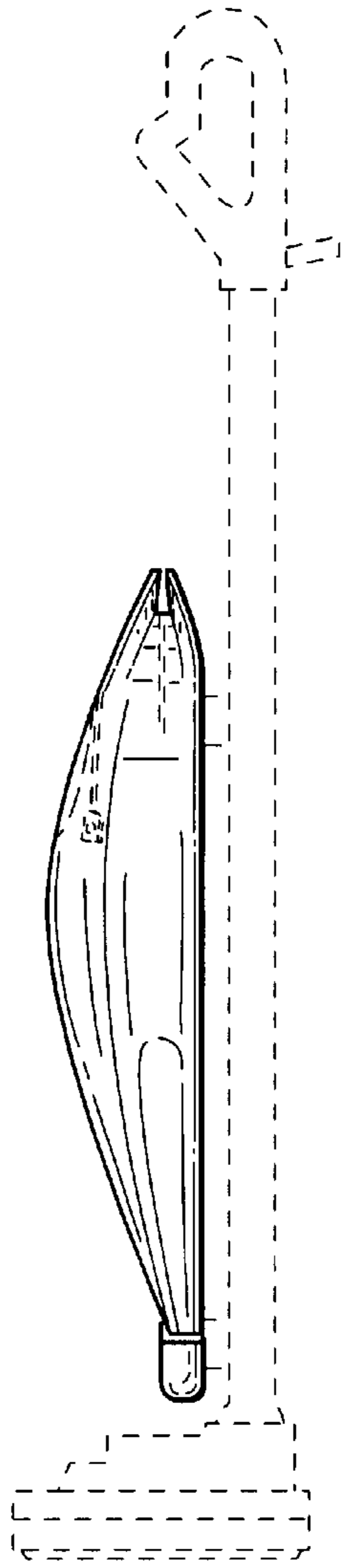


FIG. 4

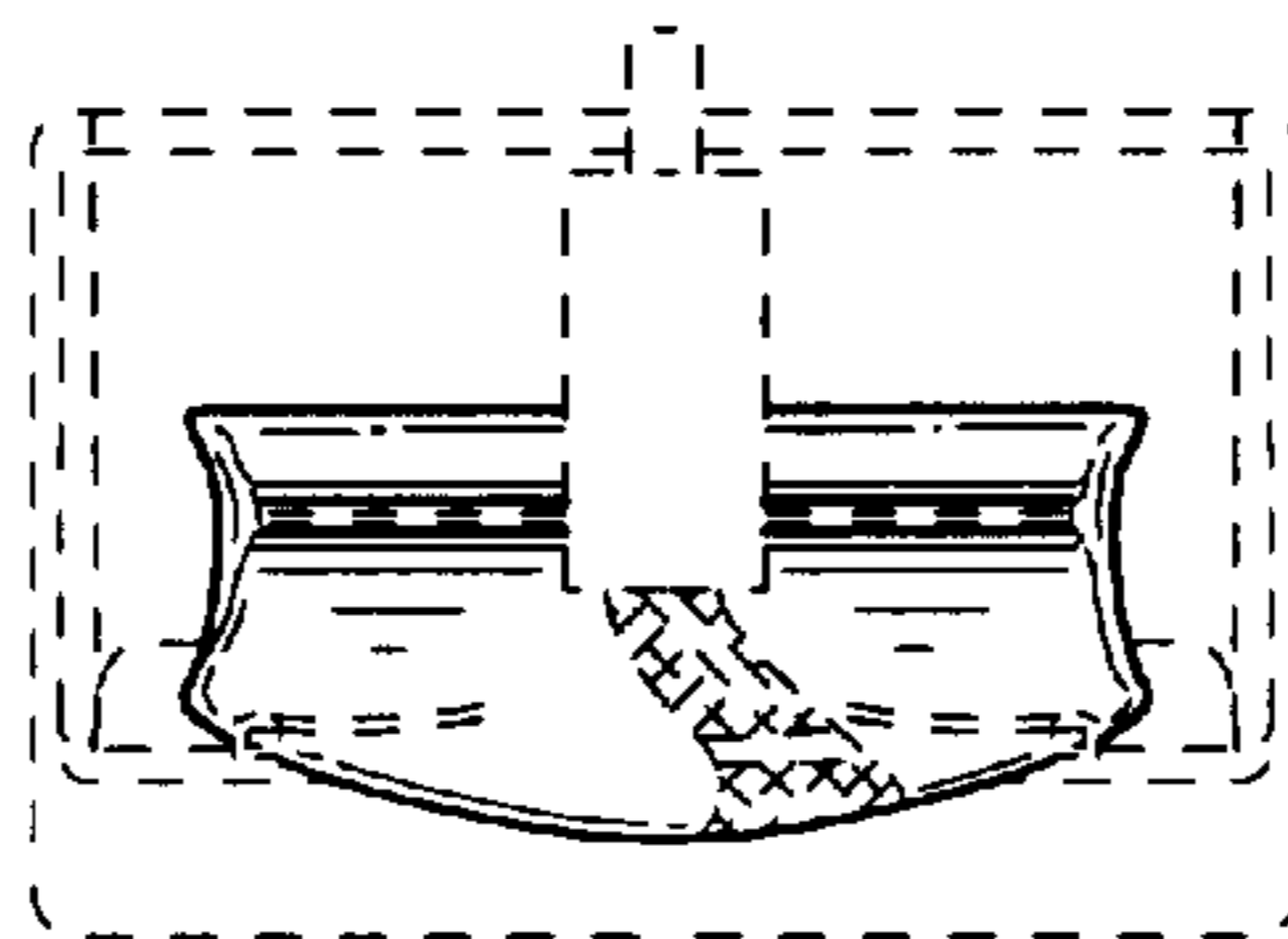


FIG. 5