



US00D448529B1

(12) **United States Design Patent**  
**Potente**

(10) **Patent No.:** **US D448,529 S**

(45) **Date of Patent:** **\*\* Sep. 25, 2001**

(54) **BAT BOX**

(76) **Inventor:** **John E. Potente**, 659 Wheeler Rd.,  
Hauppauge, NY (US) 11788

(\*\*) **Term:** **14 Years**

(21) **Appl. No.:** **29/136,477**

(22) **Filed:** **Feb. 1, 2001**

(51) **LOC (7) Cl.** ..... **30-02**

(52) **U.S. Cl.** ..... **D30/108**

(58) **Field of Search** ..... D30/108, 109,  
D30/112, 161, 110-111; 119/453, 496-498,  
452, 500-501, 482, 161, 163-167, 499,  
6.5, 6.6, 428, 434, 335, 432, 329, 57.8,  
429, 346, 52.2-52.3

(56) **References Cited**

**U.S. PATENT DOCUMENTS**

- D. 349,784 \* 8/1994 Burns et al. .... D30/110
- D. 360,490 \* 7/1995 Bulla ..... D30/108
- D. 374,511 \* 10/1996 Schenck ..... D30/108

- D. 381,776 \* 7/1997 Potente ..... D30/110
- D. 421,509 \* 3/2000 Carpenter ..... D30/110
- D. 432,278 \* 10/2000 Navratil ..... D30/110
- 2,522,391 \* 9/1950 McGonigle ..... 119/453
- 5,002,013 \* 3/1991 Brown ..... 119/6.5
- 5,133,290 \* 7/1992 Marco et al. .... 119/497
- 5,228,410 \* 7/1993 Parker ..... 119/428

\* cited by examiner

*Primary Examiner*—Cathy Anne MacCormac

(57) **CLAIM**

The ornamental design for a bat box, as shown and described.

**DESCRIPTION**

FIG. 1 is a top view of a bat box showing my new design;  
FIG. 2 is a front view thereof;  
FIG. 3 is a side view thereof; and,  
FIG. 4 is a bottom view thereof.

The broken lines in FIGS. 2 and 3 are for illustrative purposes only and form no part of the claimed design.

**1 Claim, 1 Drawing Sheet**

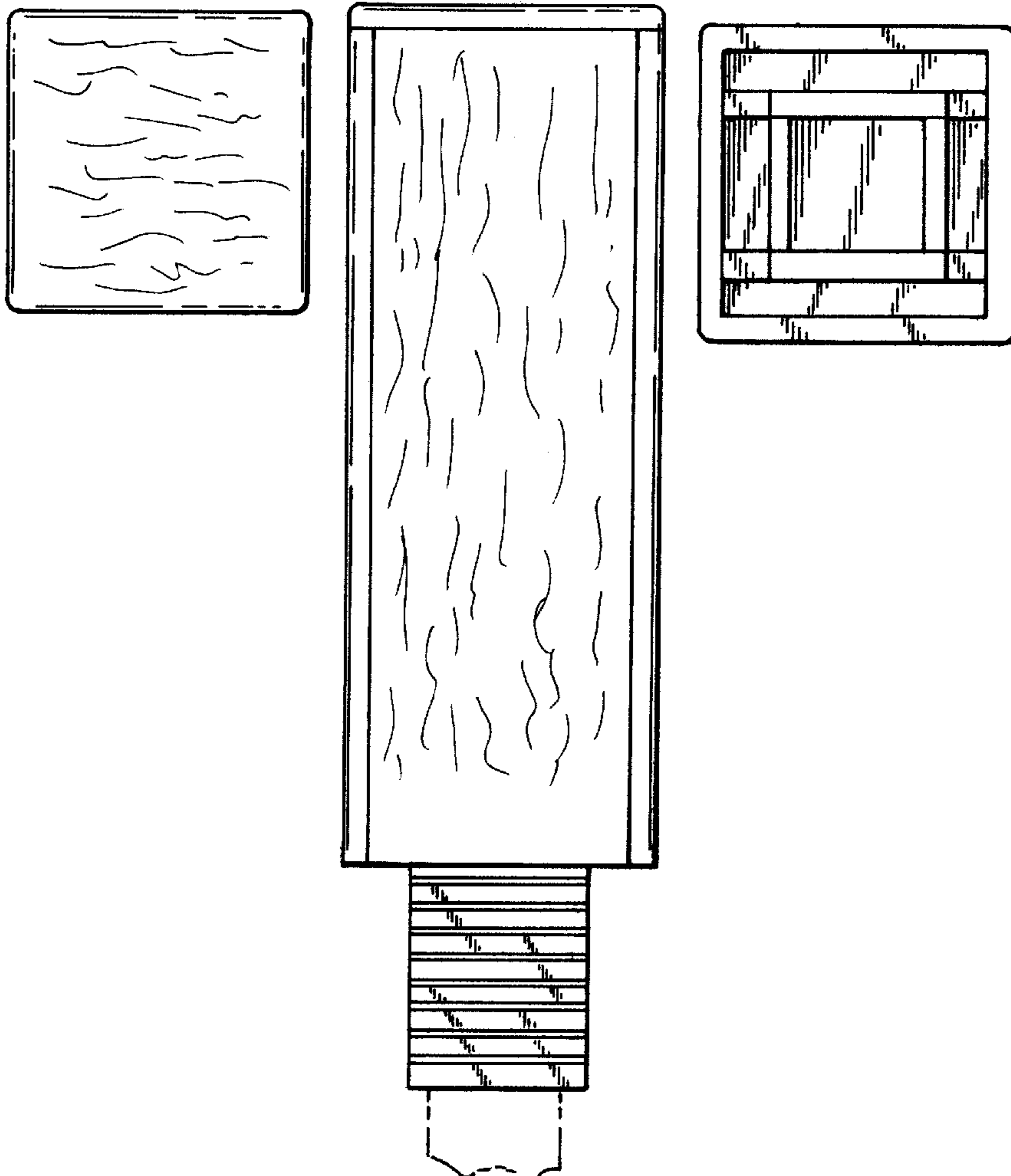


FIG. 1

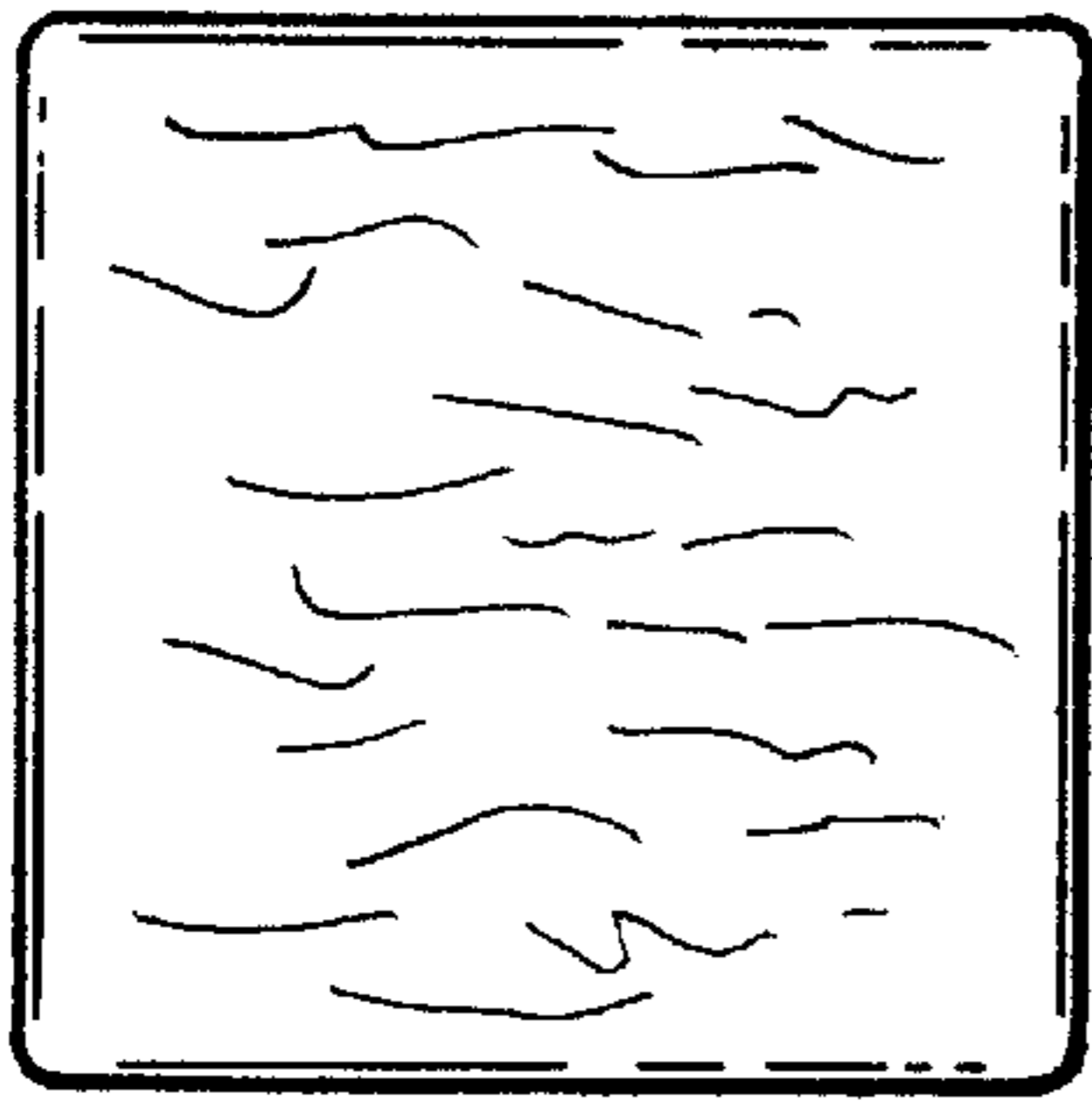


FIG. 3




FIG. 2




FIG. 4

